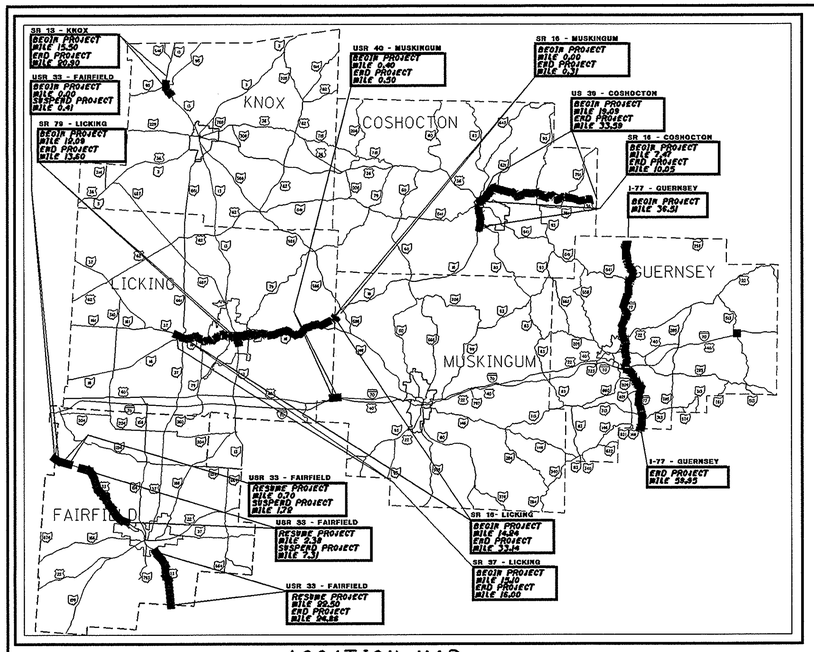


LOCATION MAP

LATITUDE: 39°56'57" N LONGITUDE: 82°01'23" W

SCALE IN MILES

0 12 24 36 48

N

PORTION TO BE IMPROVED
INTERSTATE & DIVIDED HIGHWAY
UNDIVIDED STATE & FEDERAL ROUTES
OTHER ROADS

## LINE DATA

| | |
|---|---|
| PROJECT LENGTH | 76.36 MILES |
| GUE. CO. I-77 PROJECT | 23.44 MILES |
| FAI. CO. USR 33 PROJECT | 8.72 MILES |
| KNO. CO. SR 13 PROJECT | 5.40 MILES |
| LIC. CO. SR 37 PROJECT | 0.90 MILES |
| LIC. CO. SR 16 PROJECT | 18.90 MILES |
| MUS. CO. SR 16 PROJECT | 0.31 MILES |
| COS. CO. SR 16 PROJECT | 2.58 MILES |
| COS. CO. US 36 PROJECT | 14.50 MILES |
| LIC. CO. SR 79 PROJECT | 1.51 MILES |
| MUS. CO. US 40 PROJECT | 0.10 MILES |

# STATE OF OHIO
# DEPARTMENT OF TRANSPORTATION

# D05-SIGN-FY2007

**CITY OF NEWARK, LICKING COUNTY**
**CITY OF HEATH, LICKING COUNTY**
**CITY OF COSHOCTON, COSHOCTON COUNTY**
**VILLAGE OF CARROLL, FAIRFIELD COUNTY**
**VILLAGE OF BYESVILLE, GUERNSEY COUNTY**
**VILLAGE OF FREDERICKTOWN, KNOX COUNTY**

## INDEX OF SHEETS:


| | |
|---|---|
| TITLE SHEET | 1 |
| GENERAL NOTES | 2-3 |
| TYPICAL GUIDE SIGN REPLACEMENT | 4 |
| TYPICAL EXIT GORE SIGN | 5 |
| GENERAL SUMMARY | 6 |
| SIGNING PLAN | 7 - 113 |
| SIGNING QUANTITIES | 114 - 133 |
| SIGNING SUBSUMMARY | 134 |
| SIGN ELEVATIONS | 135 - 145 |


## PROJECT DESCRIPTION

UPGRADING THE SIGNING ON INTERSTATE 77, THE INTERSTATE RAMPS, AND THE SIDEROADS. ALSO, OTHER DESIGNATED FOUR-LANE SECTIONS THROUGHT DISTRICT 5.
INCLUDING THE REPLACEMENT OF SIGNS ON THEIR EXISTING/NEW SUPPORTS.

## 2005 SPECIFICATIONS

THE STANDARD SPECIFICATIONS OF THE STATE OF OHIO, DEPARTMENT OF TRANSPORTATION, INCLUDING CHANGES AND SUPPLEMENTAL SPECIFICATIONS LISTED IN THE PROPOSAL SHALL GOVERN THIS IMPROVEMENT.

I HEREBY APPROVE THESE PLANS AND DECLARE THAT THE MAKING OF THIS IMPROVEMENT WILL NOT REQUIRE THE CLOSING TO TRAFFIC OF THE HIGHWAY AND THAT PROVISIONS FOR THE MAINTENANCE AND SAFETY OF TRAFFIC WILL BE AS SET FORTH ON THE PLANS AND ESTIMATES.

PROJECT EARTH DISTURBED AREA = 0
ESTIMATED CONTRACTOR EARTH DISTURBED AREA = N/A
NOTIC OF INTENT EARTH DISTURBED AREA = N/A

## STANDARD CONSTRUCTION DRAWINGS

| | | | |
|---|---|---|---|
| TC-12.30 | 01-19-01 | MT-35.10 | 04-20-01 |
| TC-21.20 | 01-19-01 | MT-95.30 | 09-05-06 |
| TC-22.10 | 01-19-01 | MT-95.31 | 09-05-06 |
| TC-22.20 | 01-19-01 | MT-95.50 | 09-05-06 |
| TC-31.21 | 04-20-01 | MT-98.10 | 10-19-07 |
| TC-32.10 | 01-19-07 | MT-98.11 | 10-19-07 |
| TC-32.11 | 01-19-07 | MT-98.20 | 10-19-07 |
| TC-41.10 | 10-19-07 | MT-98.22 | 10-19-07 |
| TC-41.20 | 01-19-01 | MT-98.28 | 10-19-07 |
| TC-41.40 | 07-16-04 | MT-105.10 | 10-18-02 |
| TC-42.10 | 01-19-07 | MT-105.11 | 10-18-02 |
| TC-42.20 | 07-16-04 | | |
| TC-51.11 | 04-20-01 | | |
| TC-51.12 | 04-20-01 | | |
| TC-52.10 | 01-19-07 | | |
| TC-52.20 | 01-19-07 | | |

## SUPPLEMENTAL SPECIFICATIONS

| | |
|---|---|
| 800 | 1-18-08 |
| 1049 | 1-17-03 |

## SPECIAL PROVISIONS

UNDERGROUND UTILITIES
TWO WORKING DAYS
**BEFORE YOU DIG**
CALL 1-800-362-2764 (TOLL FREE)
OHIO UTILITIES PROTECTION SERVICE
NON-MEMBERS
MUST BE CALLED DIRECTLY

Plans prepared by ODOT, District 5

ENGINEERS SEAL:

STATE OF OHIO BRIAN F. BOSCH E-61548 REGISTERED PROFESSIONAL ENGINEER

SIGNED: Brian F. Bosch
DATE: 12/07/2007

APPROVED Don R. Barker
DATE 12/7/2007 DISTRICT DEPUTY DIRECTOR

APPROVED James G. Beasley
DATE 12-27-07 DIRECTOR, DEPARTMENT OF TRANSPORTATION

FEDERAL PROJECT NO. N/A
PID NO. 78684
CONSTRUCTION PROJECT NO.
RAILROAD INVOLVEMENT NONE
D05-SIGN-FY2007



D05 - VA-SIGN-FY2007
080195 PID - 78684
Dist 5 3/5/2008
IR070000ITS8.dgn 12/05/07

## SCOPE OF WORK

THIS CONTRACT IS TO UPGRADE THE SIGNING ON THE INTERSTATE, THE INTERSTATE RAMPS, AND THE SIDEROADS; AND OTHER DESIGNATED FOUR-LANE ROUTES
THE WORK CONSISTS OF REPLACING SIGNS ON THEIR NEW/ EXISTING SUPPORTS AND FABRICATED IN ACCORDANCE WITH SECTION 630.04.

IN ACCORDANCE TO THE REQUIREMENTS OF 630.03, THE CONTRACTOR SHALL SUBMIT PRIOR TO FABRICATION, TWO SETS OF SIGN LEGEND WORKING DRAWINGS TO THE OHIO DEPARTMENT OF TRANSPORTATION, OFFICE OF PRODUCTION, 1980 W. BROAD STREET, COLUMBUS, OH 43223.

IN NO CASE SHALL THE CONTRACTOR REMOVE ANY EXISTING SIGN UNTIL THE APPLICABLE REPLACEMENT SIGN CAN IMMEDIATELY THEREAFTER BE ERECTED. OVERHEAD SIGNS SHALL HAVE A CLEARANCE OF 17 FEET. IF PROPOSED SIGN CAUSES CLEARANCE TO BE LESS THAN 17 FEET, APPROVAL OF THE SIGN MUST BE MADE BY THE ENGINEER BEFORE PLACEMENT OF NEW SIGN.

SIGNS DESIGNATED "BY OTHERS", WILL BE REPLACED INDEPENDENTLY BY DISTRICT FORCES.

ALTHOUGH WE BELIEVE THE PLANS TO BE ESSENTIALLY COMPLETE, WE CANNOT GUARANTEE THEIR ACCURACY DUE TO CONTINUALLY CHANGING CONDITIONS OF THE SIGNING AND SUPPORTS. THE CONTRACTOR SHALL UNDER DIRECTIONS OF THE ENGINEER, MAKE CHANGES AS NECESSARY TO COMPLETE THE JOB.

THE FOLLOWING SIGNS ARE NOT INCLUDED IN THE PLANS:

I-H14 "ADOPT A HIGHWAY LITTER CONTROL"
D12-H15 "TARGET ENFORCEMENT AREA"
SPECIFIC SERVICE SIGNS (LOGO PROGRAM)

THESE SIGNS SHALL REMAIN IN PLACE.

## EXISTING SIGN STRUCTURE VERIFICATION

DETAILS AND DIMENSIONS SHOWN ON THESE PLANS PERTAINING TO THE EXISTING SIGN STRUCTURES (SIGNS, POSTS, BEAMS AND OVERHEAD SIGN SUPPORTS) HAVE BEEN OBTAINED FROM EXISTING SIGNING PLANS AND FROM FIELD OBSERVATIONS AND MEASUREMENTS. CONSEQUENTLY, THEY ARE INDICATIVE OF THE EXISTING SIGN STRUCTURES AND THE PROPOSED WORK, BUT SHALL BE CONSIDERED TENTATIVE AND APPROXIMATE. THE CONTRACTOR IS REFERRED TO CMS SECTIONS 102.05 AND 105.02.

BASE CONTRACT BID PRICES UPON A RECOGNITION OF THE UNCERTAINTIES DESCRIBED ABOVE AND UPON A PREBID EXAMINATION OF THE EXISTING SIGN STRUCTURES (SIGNS, POSTS, BEAMS, AND OVERHEAD SIGN SUPPORTS). HOWEVER, THE DEPARTMENT WILL PAY FOR ALL PROJECT WORK BASED UPON ACTUAL DETAILS AND DIMENSIONS THAT HAVE BEEN VERIFIED IN THE FIELD.

## ITEM 630: SIGNING, MISC.: CHECK TORQUE

WORK UNDER THIS ITEM SHALL CONSIST OF CHECKING TORQUE ON ALL EXISTING BREAKAWAY BEAM CONNECTIONS. THE NUT SHALL BE LOOSENED AND TORQUED IN ACCORDANCE WITH 630.06 (SECTION A.2). PAYMENT FOR THIS ITEM SHALL BE ONE EACH PER LOCATION FOR ITEM 630 - SIGNING, MISC,: CHECK TORQUE.

## UTILITIES

BELOW IS A LIST OF UTILITY COMPANIES WHICH MAY HAVE UNDERGROUND INSTALLATIONS ALONG THE VARIOUS ROUTES AFFECTED BY THIS PROJECT. THIS IS NOT TO BE CONSTRUED AS A COMPLETE LIST, BUT RATHER A DIRECTORY OF THE MOST FREQUENTLY ENCOUNTERED COMPANIES.

GUE-77-0.00

TIME WARNER CABLE
1266 DUBLIN ROAD
COLUMBUS, OHIO 43215
ATTN: KEVIN RICH
740-481-5263

AMERICAN ELECTRIC POWER CO.
(DISTRIBUTION)
CENTRAL OHIO REGION
850 TECH CENTER DRIVE
GAHANNA, OH 43230
ATTN: RICK ECKLE
614-883-6829

COLUMBIA GAS TRANSMISSION
301 MAPLE STREET
SUGAR GROVE, OH 43155
ATTN: JIM SWATZEL
740-746-2279

VERIZON
9444 CAMPBELL ST.
P.O. BOX 190
CAMBRIDGE, OH 43725
ATTN: BEN NOBLE
740-432-6961

FAI-33-0.00

AEP DISTRIBUTION
CENTRAL OHIO REGION
850 TECH CENTER DR.
GAHANNA, OHIO 43230
ATTN: RICK ECKLE
614-883-6829

AEP TRANSMISSION
700 MORRISON RD
GAHANNA, OHIO 43230
ATTN:TOD WICK
614-552-1899

AT&T OHIO
140 WEST WHEELING ST.
LANCASTER, OHIO 43130
ATTM: SUE KUHN
740-687-3765

COLUMBIA GAS TRANSMISSION
301 MAPLE ST
SUGAR GROVE, OHIO 43155
ATTN: JIM SWATZEL
740-746-2279

FAI-33-0.00 (CONTINUED)

TIME WARNER CABLE
1266 DUBLIN RD.
COLUMBUS, OHIO 43215
ATTN: KEVIN RICH
740-481-5263

LIC-16-(14.24-33.44)

TIME WARNER CABLE
1266 DUBLIN RD.
COLUMBUS, OHIO 43215
ATTN: KEVIN RICH
740-481-5263

AEP - DISTRIBUTION
CENTRAL OHIO REGION
850 TECH CENTER DR.
GAHANNA, OHIO 43230
ATTN: RICK ECKLE
614-883-6829

ALLTEL
66 NORTH FOURTH ST.
NEWARK, OHIO 43055
ATTN: SHARON INGLEMAN
740-349-8915

COLUMBIA GAS TRANSMISSION
301 MAPLE ST.
SUGAR GROVE, OHIO 43155
ATTN: JIM SWATZEL
740-746-2279

LIC-37-15.50

TIME WARNER CABLE
1266 DUBLIN RD.
COLUMBUS, OHIO 43215
ATTN: KEVIN RICH
740-481-5263

AEP - DISTRIBUTION
CENTRAL OHIO REGION
850 TECH CENTER DR.
GAHANNA, OHIO 43230
ATTN: RICK ECKLE
614-883-6829

ALLTEL
66 NORTH FOURTH ST.
NEWARK, OHIO 43055
ATTN: SHARON INGLEMAN
740-349-8915

LIC-37-15.50 (CONTINUED)

COLUMBIA GAS TRANSMISSION
301 MAPLE ST.
SUGAR GROVE, OHIO 43155
ATTN: JIM SWATZEL
740-746-2279

COLUMBIA GAS OF OHIO
920 WEST GOODALE BLVD.
COLUMBUS, OHIO 43212
ATTN: LYLE WHITTEMORE
614-460-2170

MUS-16-0.00

TIME WARNER CABLE
1266 DUBLIN RD.
COLUMBUS, OHIO 43215
ATTN: KEVIN RICH
740-481-5263

AEP - DISTRIBUTION
CENTRAL OHIO REGION
850 TECH CENTER DR.
GAHANNA, OHIO 43230
ATTN: RICK ECKLE
614-883-6829

ALLTEL
66 NORTH FOURTH ST.
NEWARK, OHIO 43055
ATTN: SHARON INGLEMAN
740-349-8915

COLUMBIA GAS TRANSMISSION
301 MAPLE ST.
SUGAR GROVE, OHIO 43155
ATTN: JIM SWATZEL
740-746-2279

COLUMBIA GAS OF OHIO
920 WEST GOODALE BLVD.
COLUMBUS, OHIO 43212
ATTN: LYLE WHITTEMORE
614-460-2170

OHIO OIL GATHERING CORP.
9320 BLACK RUN RD.
FRAZEYSBURG, OHIO 43822
ATTN: ROBERT MORAN
740-828-2892

KNO-13-15.50

TIME WARNER CABLE
1266 DUBLIN RD.
COLUMBUS, OHIO 43215
ATTN: KEVIN RICH
740-481-5263

KNO-13-15.50 (CONTINUED)

AEP - DISTRIBUTION
CENTRAL OHIO REGION
850 TECH CENTER DR.
GAHANNA, OHIO 43230
ATTN: RICK ECKLE
614-883-6829

SPRINT
441 WEST BROAD ST.
PATASKAL, IHIO 43062
ATTN: GALIN GOZDAN
740-927-3000

COS-16-(7.47-10.05)

TIME WARNER CABLE
1266 DUBLIN RD.
COLUMBUS, OHIO 43215
ATTN: KEVIN RICH
740-481-5263

AEP - DISTRIBUTION
CENTRAL OHIO REGION
850 TECH CENTER DR.
GAHANNA, OHIO 43230
ATTN: RICK ECKLE
614-883-6829

COLUMBIA GAS TRANSMISSION
301 MAPLE ST.
SUGAR GROVE, OHIO 43155
ATTN: JIM SWATZEL
740-746-2279

AEP TRANSMISSION
700 MORRISON RD.
GAHANNA, OHIO 43230
ATTN: TOD WICK
614-552-1899

AT&T OHIO
140 WEST WHEELING ST.
LANCASTER, OHIO 43130
ATTN: SUE KUHN
740-687-3765

ALL SECTIONS

EDWARD F. SCHMELZER
DISTRICT 5 UTILITY
COORDINATOR
ESCHMELZ@DOT.STATE.OH.US
740-323-5126

CALCULATED SKW
CHECKED BFB

GENERAL NOTES

D05-SIGN-FY2007



IR0T0002GN8.dgn 12/05/07

**ITEM 614: MAINTAINING TRAFFIC**

TWO LANES OF TRAFFIC IN EACH DIRECTION SHALL BE MAINTAINED ON IR 70 AT ALL TIMES, EXCEPT AS NOTED BELOW:

LANE CLOSURES SHALL ONLY BE IMPLEMENTED AT THE TIMES LISTED ON THE SITE WHICH IS LOCATED AT:

OHIO DEPARTMENT OF TRANSPORTATION'S PERMITTED LANE CLOSURE WEB SITE

https://dotaw100.dot.state.oh.us/plcm/plcm_web.jsp

THE PERMITTED CLOSURE TIMES LISTED ON THE WEBSITE, 14 CALENDAR DAYS PRIOR TO THE BID LETTING DATE, SHALL BE IN EFFECT FOR THIS PROJECT.

NO WORK WITHIN ACTIVE TRAVEL LANES OR WHICH WILL SLOW TRAFFIC IS PERMITTED AT ANY OTHER TIMES.

WHEN NECESSARY, LANE CLOSURES SHALL BE ACCOMPLISHED IN ACCORDANCE WITH THE STANDARD DRAWINGS. LENGTH AND DURATION OF LANE CLOSURES AND RESTRICTIONS SHALL BE AT THE APPROVAL OF THE ENGINEER.

ALL WORK AND TRAFFIC CONTROL DEVICES SHALL BE IN ACCORDANCE WITH CMS 614 AND OTHER APPLICABLE PORTIONS OF THE SPECIFICATIONS, AS WELL AS THE OHIO MANUAL OF UNIFORM TRAFFIC CONTROL DEVICES. PAYMENT FOR ALL LABOR, EQUIPMENT AND MATERIALS SHALL BE INCLUDED IN THE LUMP SUM CONTRACT PRICE FOR ITEM 614, MAINTAINING TRAFFIC.

ITEM 630 GROUND MOUNTED SUPPORT, NO. 3 POST, AS PER PLAN

ALL DESIGNATED TYPE 3 POSTS, AS PER PLAN, SHALL HAVE A 48" LONG ANCHOR BASE INSTALLED WITH THE OUTSIDE DIMENSION OF THE BASE BEING 2.25 INCHES SQUARE AS SHOWN ON STANDARD DRAWING TC-41.20.

ALL NO. 3 POSTS SHALL HAVE AN OUTSIDE DIMENSION OF 2 INCHES SQUARE. QUANTITIES SHOWN IN THE SUB-SUMMARIES HAVE BEEN CALCULATED AS 12 FEET IN LENGTH. HOWEVER, QUANTITIES OF 14 AND 16 FEET IN LENGTH, FOR NO.3 POSTS, HAVE BEEN INCLUDED IN THE PLAN, TO BE USED AS DIRECTED BY THE ENGINEER.

PAYMENT FOR THIS ITEM SHALL INCLUDE ALL LABOR, EQUIPMENT, MATERIALS AND INCIDENTALS NECESSARY TO INSTALLALL NO. 3 POSTS AT THE CONTRACT UNIT PRICE BID FOR:

ITEM 630 GROUND MOUNTED SUPPORT, NO. 3 POST, AS PER PLAN (14' POST) 476 FEET (CARRIED TO THE GENERAL SUMMARY)

ITEM 630 GROUND MOUNTED SUPPORT, NO. 3 POST, AS PER PLAN (16' POST) 320 FEET (CARRIED TO THE GENERAL SUMMARY)

QUANTITIES FOR THIS ITEM USING 12 FOOT LENGTHS HAVE BEEN SHOWN IN THE SIGN QUANTITY SHEETS, SHEETS 114-133.

**ITEM 631: REMOVAL OF SIGN SERVICE AND DISPOSAL, AS PER PLAN**

WORK UNDER THIS ITEM SHALL CONSIST OF REMOVING ALL CABLE AND OTHER EQUIPMENT FOR THE USE OF LIGHTING FROM THE LUMINAIRE TO THE TOP OF THE DISCONNECT SWITCH.
DISPOSAL OF ITEMS SHALL BE ACCORDING TO 105.17.
MEASUREMENT FOR THIS ITEM SHALL BE ONE EACH PER ILLUMINATED SIGN.
PAYMENT WILL BE MADE AT THE CONTRACT UNIT PRICE BID PER EACH OF ITEM 631 REMOVAL OF SIGN SERVICE AND DISPOSAL, AS PER PLAN.

**ITEM 630: SIGNING, MISC.: GROUND MOUNTED SUPPORT**

THIS ITEM SHALL INCLUDE ALL LABOR AND EQUIPMENT NECESSARY TO INSTALL A MULTI-DIRECTIONAL, BREAKAWAY TRAFFIC SIGN SUPPORT SYSTEM. THIS SYSTEM SHALL MEET OR EXCEED ALL REQUIREMENTS OF NCHRP REPORT #350.

THE SIGN SUPPORT SYSTEM SHALL INCLUDE THE FOLLOWING COMPONENTS: 1) A GROUND STUB, 3" SCHEDULE 40, HOT DIP GALVANIZED PIPE, 36" LONG WITH A TRIANGULAR PLATE WELDED TO IT; 2) A GALVANIZED STEEL BOLT RETAINER PLATE; 3) A ZINC PLATED STEEL SPLIT LOCKING COLLAR OR SIMILAR DEVISE TO KEEP THE SLIP BASE CASTING ON THE TRAFFIC POST; 4) A SLIP BASE CASTING WHICH SLIDES ONTO THE POST (ACTING AS THE POST SUPPORT); 5) A TRAFFIC POST, 2 7/8" OUTSIDE DIAMETER.
THE TRAFFIC POSTS SHALL BE ABLE TO SUPPORT AT A MINIMUM: 50 SQUARE FOOT OF SIGN AREA PER POST IN A 90 MPH WIND.
FOR ADDITIONAL DETAILS, REFER TO SHEET 5.

PAYMENT FOR THIS ITEM SHALL INCLUDE ALL LABOR, EQUIPMENT, MATERIALS AND INCIDENTALS NECESSARY TO INSTALL A MULTI-DIRECTIONAL BREAKAWAY TRAFFIC SIGN SUPPORT AT THE CONTRACT UNIT PRICE FOR ITEM 630 SIGNING, MISC.: GROUND MOUNTED SUPPORT.

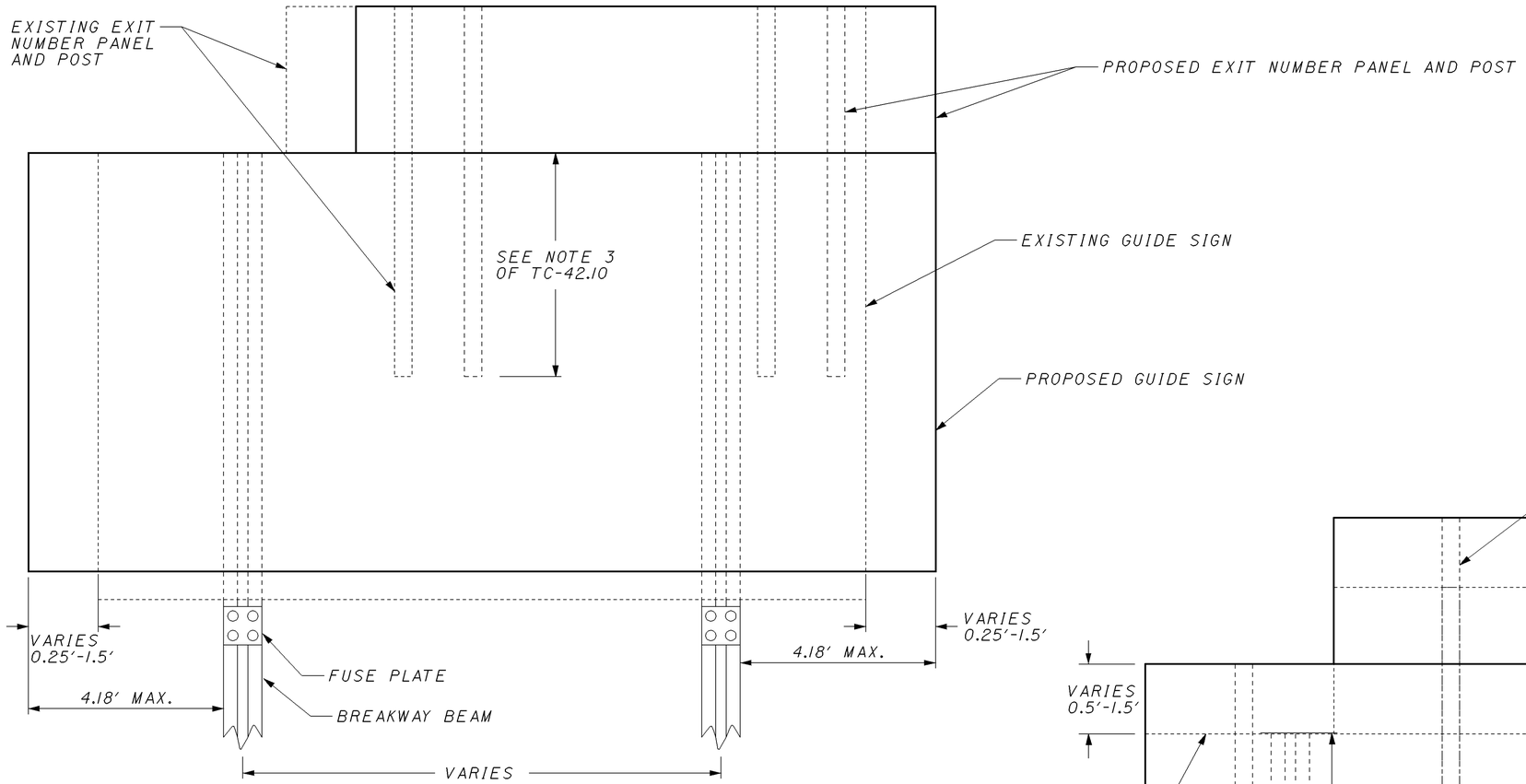


TYPICAL
PROPOSED SIGN WIDER THAN EXISTING SIGN

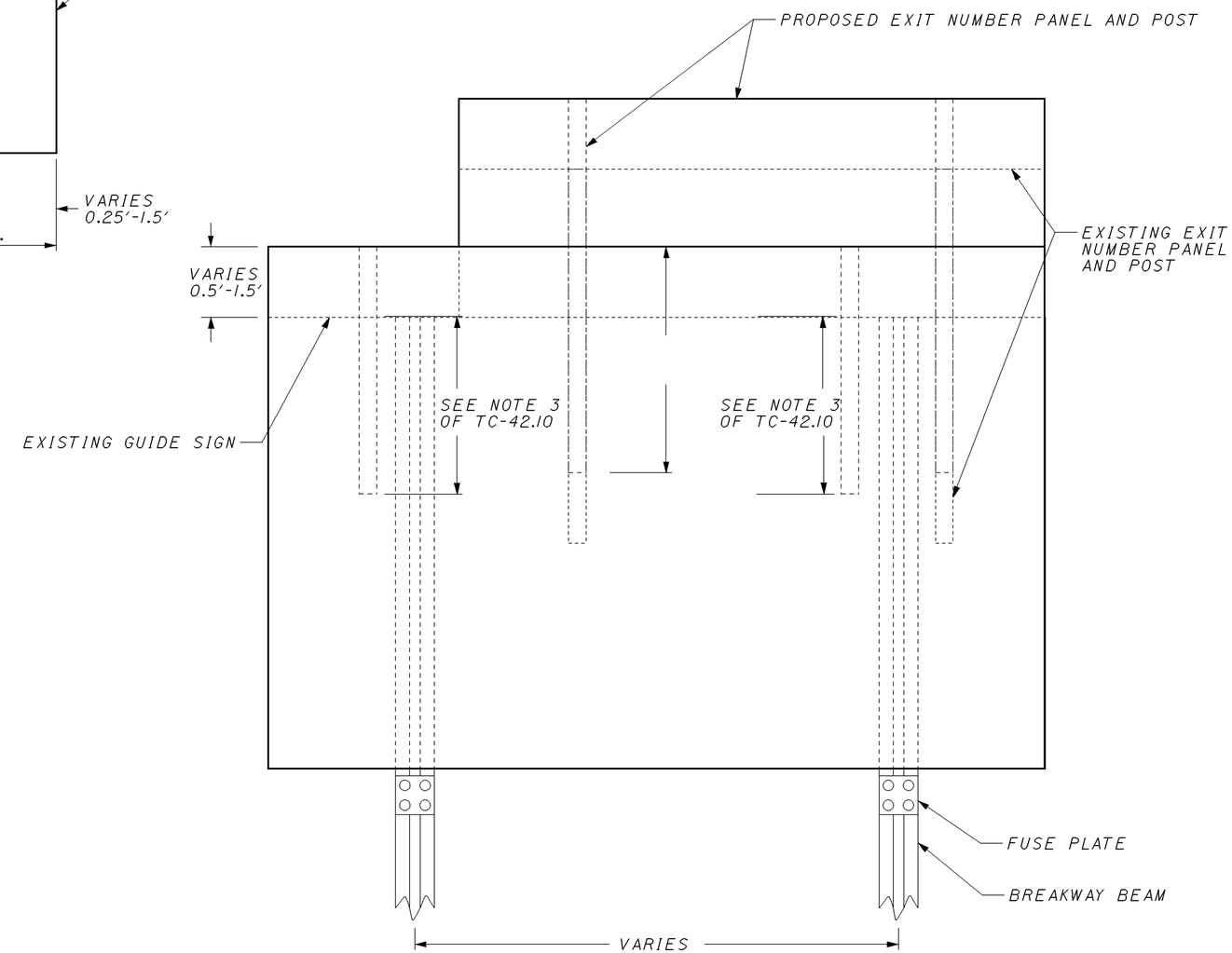


TYPICAL
PROPOSED SIGN HIGHER THAN EXISTING SIGN

NOT TO SCALE

CALCULATED SKW
CHECKED BFB

**TYPICAL GUIDE SIGN REPLACEMENT**

**D05-SIGN-FY2007**



IR077003TYP8.dgn 12/05/07

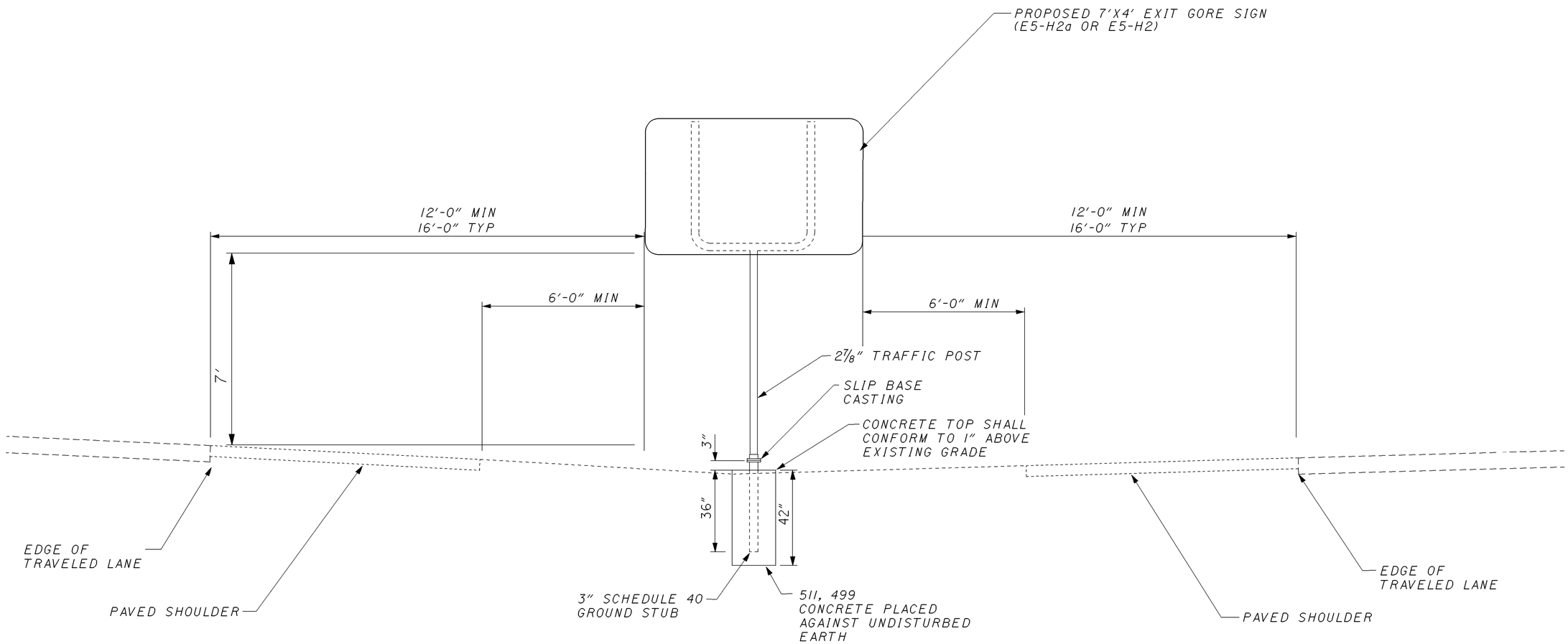


TYPICAL

"SIGNING, MISC.: GROUND MOUNTED SUPPORT"

MULTI-DIRECTIONAL BREAKAWAY TRAFFIC SIGN SUPPORT SYSTEM

SCALE IN FEET

0 1 2 4

CALCULATED SKW

CHECKED SKW

TYPICAL EXIT GORE SIGN

D05-SIGN-FY2007



IR070004GORE8.dgn 12/05/07

| SHEET NUMBER | ITEM | ITEM EXT. | GRAND TOTAL | UNIT | DESCRIPTION | SEE SHEET NO. |
|---|---|---|---|---|---|---|
| 134 | | | | | | |
| LUMP | 201 | 11000 | LUMP | | CLEARING AND GRUBBING | |
| | | | | | EROSION CONTROL | |
| 1500 | 832 | 30000 | 1500 | EACH | EROSION CONTROL | |
| | | | | | TRAFFIC CONTROL | |
| 960 | 630 | 03100 | 960 | FT | GROUND MOUNTED SUPPORT, NO. 3 POST (12') | |
| 476 | 630 | 03101 | 476 | FT | GROUND MOUNTED SUPPORT, NO. 3 POST, AS PER PLAN (14') | 3 |
| 320 | 630 | 03101 | 320 | FT | GROUND MOUNTED SUPPORT, NO. 3 POST, AS PER PLAN (16') | 3 |
| 44 | 630 | 07000 | 44 | FT | GROUND MOUNTED SUPPORT, W8X18 BEAM | |
| 330 | 630 | 07500 | 330 | FT | GROUND MOUNTED SUPPORT, W10X22 BEAM | |
| 196 | 630 | 07600 | 196 | FT | GROUND MOUNTED SUPPORT, W10X12 BEAM | |
| 522 | 630 | 08000 | 522 | FT | GROUND MOUNTED SUPPORT, W12X30 BEAM | |
| 13 | 630 | 09000 | 13 | EACH | BREAKAWAY BEAM CONNECTION | |
| 356 | 630 | 75000 | 356 | EACH | SIGN ATTACHMENT ASSEMBLY | |
| 2390.87 | 630 | 80100 | 2390.87 | SQ FT | SIGN, FLAT SHEET | |
| 29239.5 | 630 | 80200 | 29239.5 | SQ FT | SIGN, GROUND MOUNTED EXTRUSHEET | |
| 16775.5 | 630 | 80224 | 16775.5 | SQ FT | SIGN, OVERHEAD EXTRUSHEET | |
| 322 | 630 | 82000 | 322 | EACH | SIGN BACKING ASSEMBLY | |
| 44 | 630 | 84500 | 44 | EACH | GROUND MOUNTED BEAM SUPPORT FOUNDATION | |
| 425 | 630 | 84900 | 425 | EACH | REMOVAL OF GROUND MOUNTED SIGN AND DISPOSAL | |
| 291 | 630 | 85400 | 291 | EACH | REMOVAL OF GROUND MOUNTED MAJOR SIGN AND DISPOSAL | |
| 74 | 630 | 86102 | 74 | EACH | REMOVAL OF GROUND MOUNTED BEAM SUPPORT AND DISPOSAL | |
| 179 | 630 | 87400 | 179 | EACH | REMOVAL OF OVERHEAD MOUNTED SIGN AND DISPOSAL | |
| 41 | 630 | 97700 | 41 | EACH | SIGNING, MISC.: GROUND MOUNTED SUPPORT | 3 |
| 53 | 630 | 97700 | 53 | EACH | SIGNING, MISC.: CHECK TORQUE | 2 |
| 88 | 631 | 94200 | 88 | EACH | REMOVAL OF LUMINAIRE AND DISPOSAL | |
| 88 | 631 | 94404 | 88 | EACH | REMOVAL OF BALLAST AND DISPOSAL | |
| 44 | 631 | 94413 | 44 | EACH | REMOVAL OF SIGN SERVICE AND DISPOSAL, AS PER PLAN | 3 |
| | | | | | MAINTENANCE OF TRAFFIC | |
| LUMP | 614 | 11000 | LUMP | | MAINTAINING TRAFFIC | 3 |
| 80 | 614 | 11100 | 80 | HOUR | LAW ENFORCEMENT OFFICER WITH PATROL CAR | |
| 6 | 619 | 16000 | 6 | MONTH | FIELD OFFICE, TYPE A | |
| LUMP | 623 | 10000 | LUMP | | CONSTRUCTION LAYOUT STAKES | |
| LUMP | 624 | 10000 | LUMP | | MOBILIZATION | |

CALCULATED SKW
CHECKED BFB

GENERAL SUMMARY

D05-SIGN-FY2007



12/05/07
IR077GSB8.dgn

FOR QUANTITIES SEE SHEET 114.

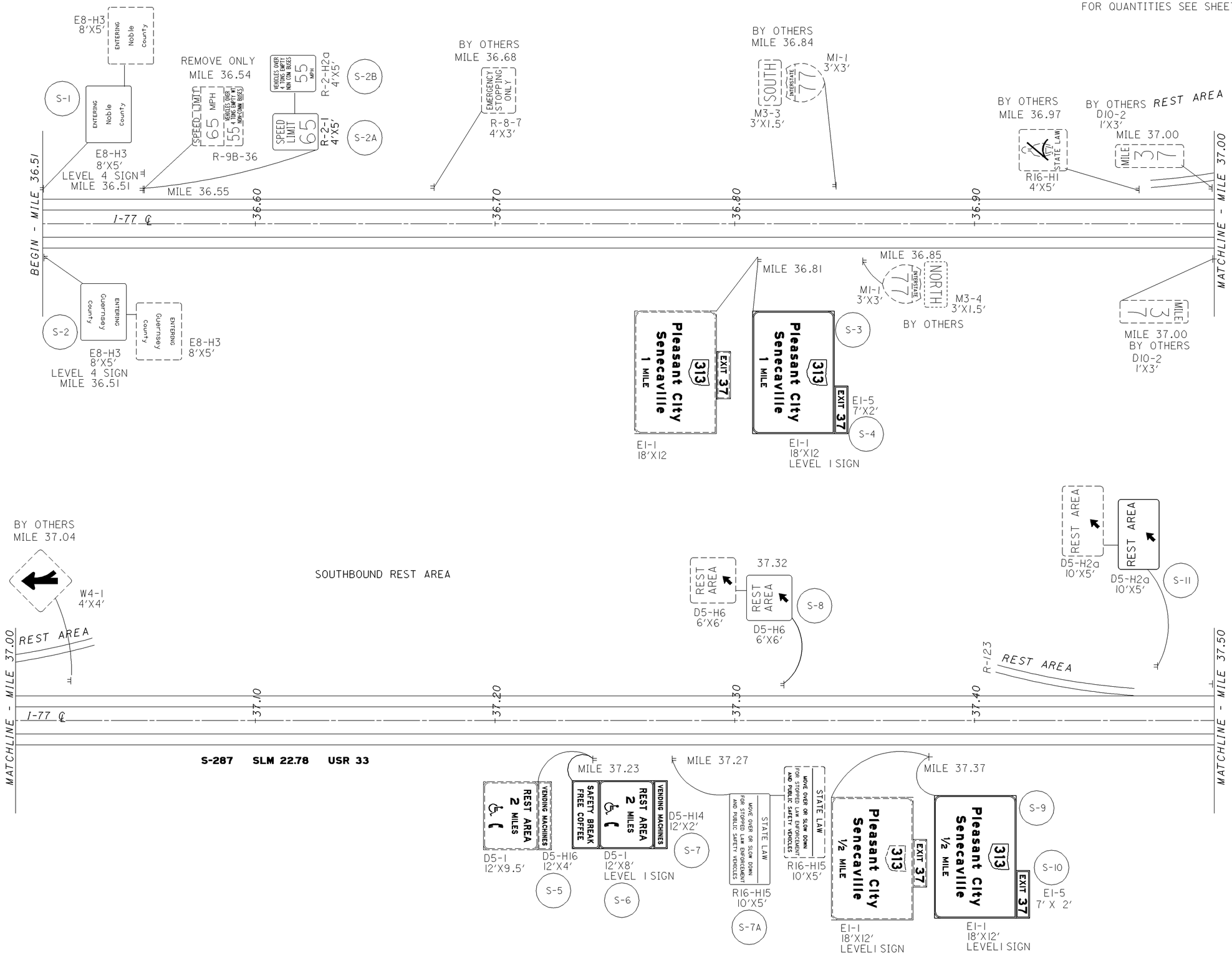


CALCULATED SKW
CHECKED BFB

HORIZONTAL SCALE IN FEET 0 50 100 200

# GUERNSEY COUNTY
# MILE 36.51 TO MILE 37.50

D05-SIGN-FY2007



IR077001SIGNS8.dgn 12/03/07

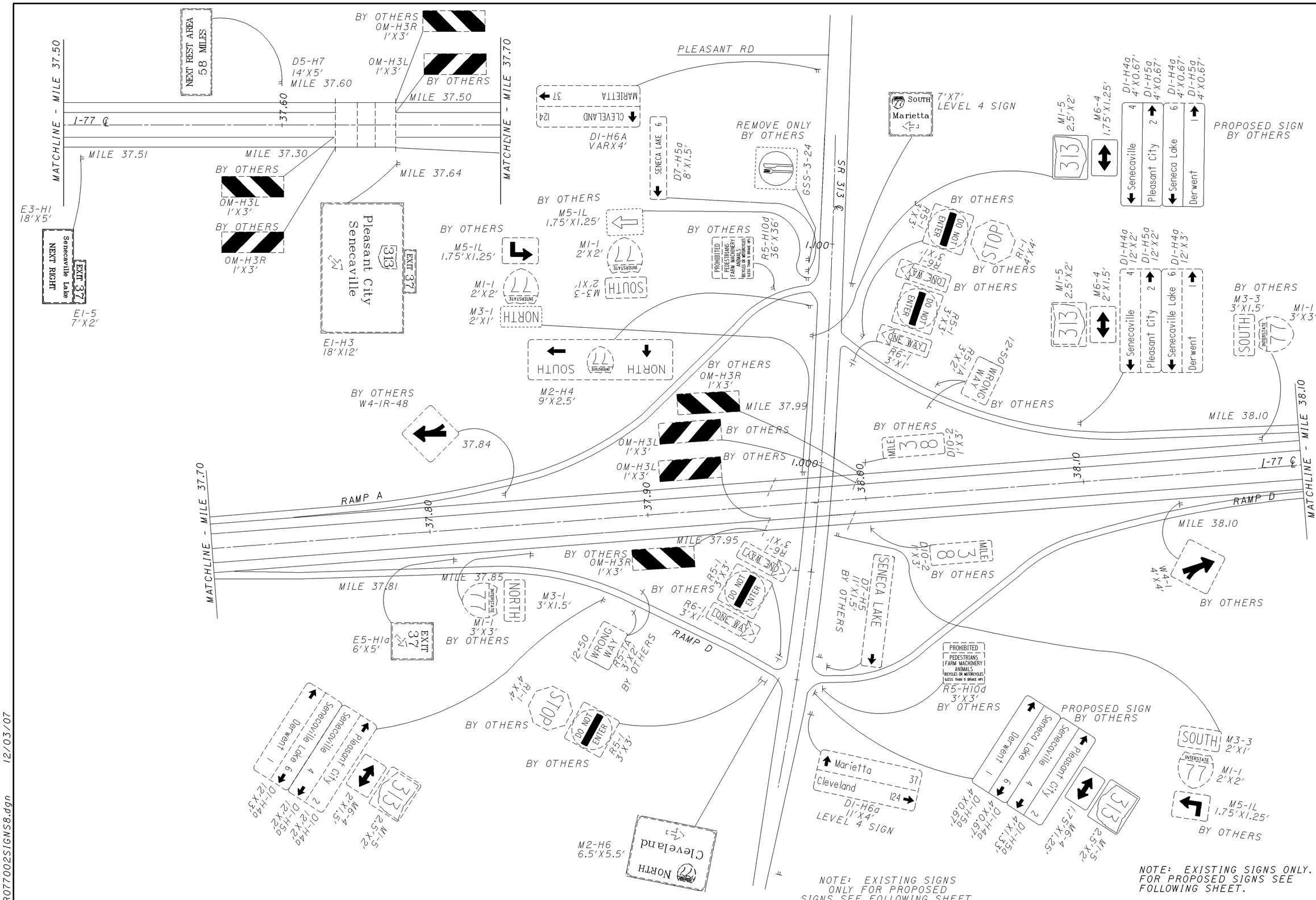
NEXT REST AREA
58 MILES
D5-H7
14'X5'
MILE 37.60
BY OTHERS
OM-H3R
1'X3'
OM-H3L
1'X3'
BY OTHERS
MILE 37.50
MATCHLINE - MILE 37.50
MATCHLINE - MILE 37.70
I-77 ℄
37.60
MILE 37.51
MILE 37.30
MILE 37.64
BY OTHERS
OM-H3L
1'X3'
BY OTHERS
OM-H3R
1'X3'
E3-H1
18'X5'
Senecaville Lake
NEXT RIGHT
EXIT 37
E1-5
7'X2'
Pleasant City
Senecaville
313
EXIT 37
E1-H3
18'X12'
PLEASANT RD
MARIETTA 37
CLEVELAND 124
D1-H6A
VARX4'
SENECA LAKE 6
D7-H5a
8'X1.5'
REMOVE ONLY
BY OTHERS
GSS-3-24
SR 313 ℄
BY OTHERS
M5-1L
1.75'X1.25'
BY OTHERS
M5-1L
1.75'X1.25'
M1-1
2'X2'
INTERSTATE 77
M1-1
2'X2'
INTERSTATE 77
M3-1
2'X1'
NORTH
M3-3
2'X1'
SOUTH
BY OTHERS
PROHIBITED
PEDESTRIANS
FARM MACHINERY
ANIMALS
BICYCLES OR MOTORCYCLES
(LESS THAN 5 BRAKE HP)
R5-H10d
36'X36'
1.100
NORTH
SOUTH
INTERSTATE 77
M2-H4
9'X2.5'
BY OTHERS
W4-1R-48
37.84
BY OTHERS
OM-H3R
1'X3'
MILE 37.99
BY OTHERS
OM-H3L
1'X3'
BY OTHERS
OM-H3L
1'X3'
1.000
MATCHLINE - MILE 37.70
RAMP A
37.80
37.90
MILE 37.95
BY OTHERS
OM-H3R
1'X3'
MILE 37.81
MILE 37.85
NORTH
M3-1
3'X1.5'
INTERSTATE 77
M1-1
3'X3'
BY OTHERS
E5-H1a
6'X5'
EXIT 37
BY OTHERS
R5-1
3'X3'
ONE WAY
R6-1
3'X1'
DO NOT ENTER
ONE WAY
R6-1
3'X1'
12-50
WRONG WAY
R5-1A
3'X2'
BY OTHERS
RAMP D
STOP
R1-1
4'X4'
BY OTHERS
DO NOT ENTER
R5-1
3'X3'
BY OTHERS
Senecaville Lake 6
Senecaville 4
Pleasant City 2
Derwent 1
D1-H4a
12'X3'
D1-H5a
12'X2'
D1-H4a
12'X2'
D1-H5a
12'X2'
M6-4
2'X1.5'
M1-5
2.5'X2'
313
M2-H6
6.5'X5.5'
NORTH
Cleveland
SOUTH
M1-5
2.5'X2'
M6-4
1.75'X1.25'
D1-H4a
4'X0.67'
D1-H5a
4'X0.67'
D1-H4a
4'X0.67'
D1-H5a
4'X0.67'
Senecaville 4
Pleasant City 2
Seneca Lake 6
Derwent 1
PROPOSED SIGN
BY OTHERS
7'X7'
LEVEL 4 SIGN
SOUTH
Marietta
M1-5
2.5'X2'
M6-4
2'X1.5'
D1-H4a
12'X2'
D1-H5a
12'X2'
D1-H4a
12'X3'
Senecaville 4
Pleasant City 2
Senecaville Lake 6
Derwent 1
BY OTHERS
M3-3
3'X1.5'
SOUTH
INTERSTATE 77
M1-1
3'X3'
MILE 38.10
MILE 38.10
MILE 38.10

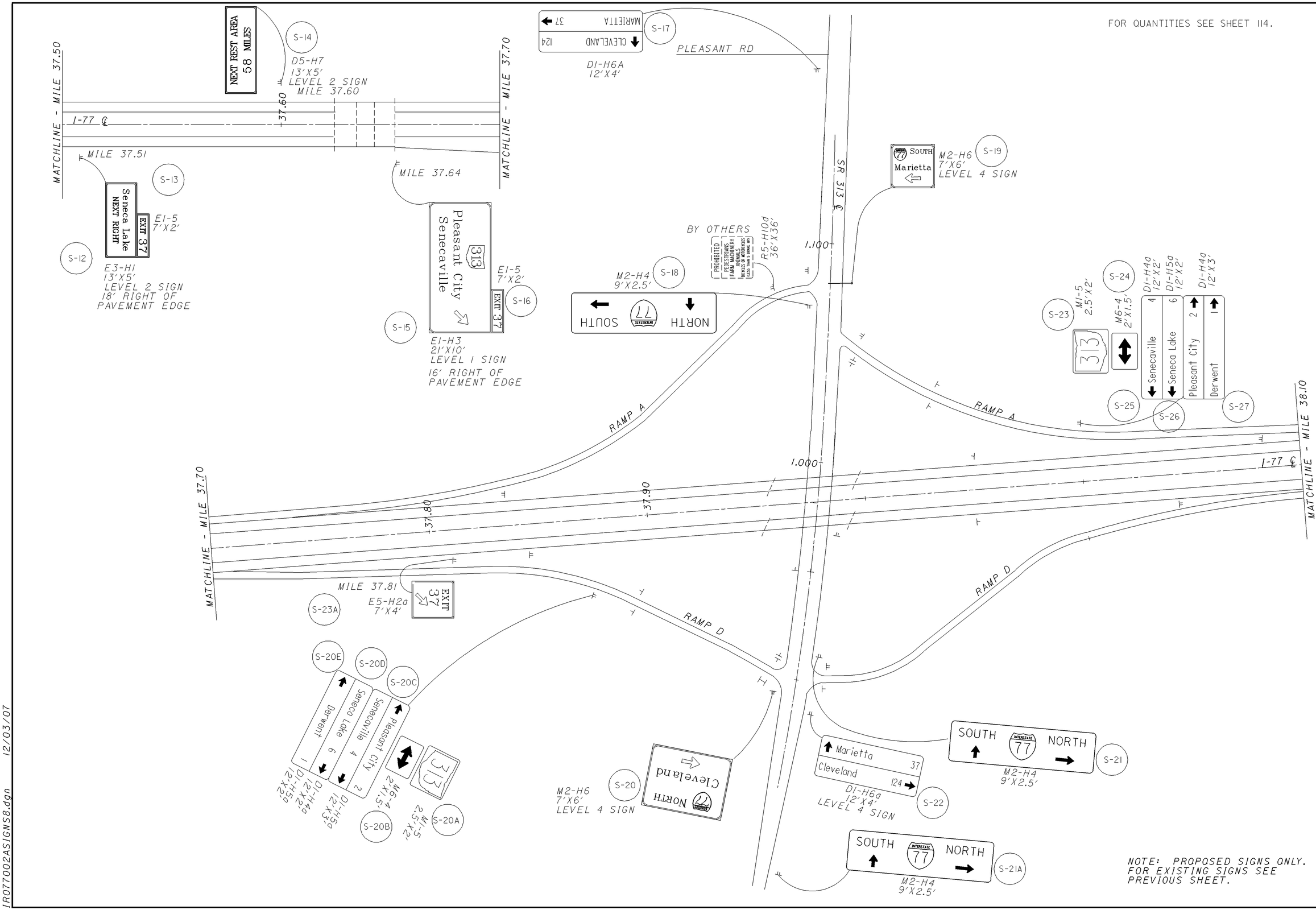


CALCULATED SKW
CHECKED BFB

HORIZONTAL SCALE IN FEET
0 50 100 200

# GUERNSEY COUNTY
# SR 313 INTERCHANGE (PROPOSED)

D05-SIGN-FY2007



IR077002ASIGNS8.dgn 12/03/07

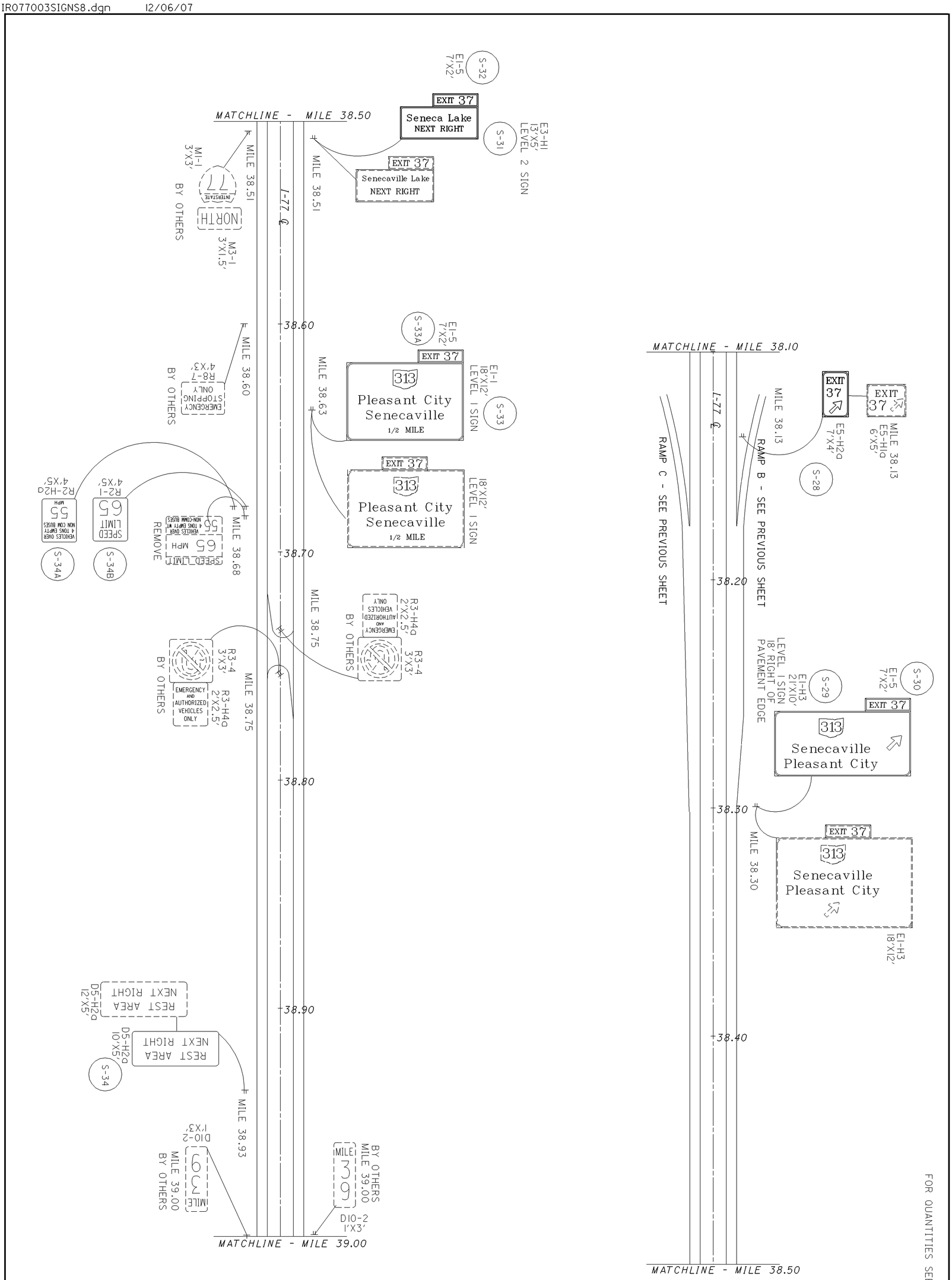


| | | | |
|---|---|---|---|
| 10 / 145 | D05-SIGN-FY2007 | GUERNSEY COUNTY<br>MILE 38.10 TO MILE 39.00 | 0 100 / 50 200 HORIZONTAL SCALE IN FEET |

CALCULATED SKW
CHECKED BFB

FOR QUANTITIES SEE SHEET 115.

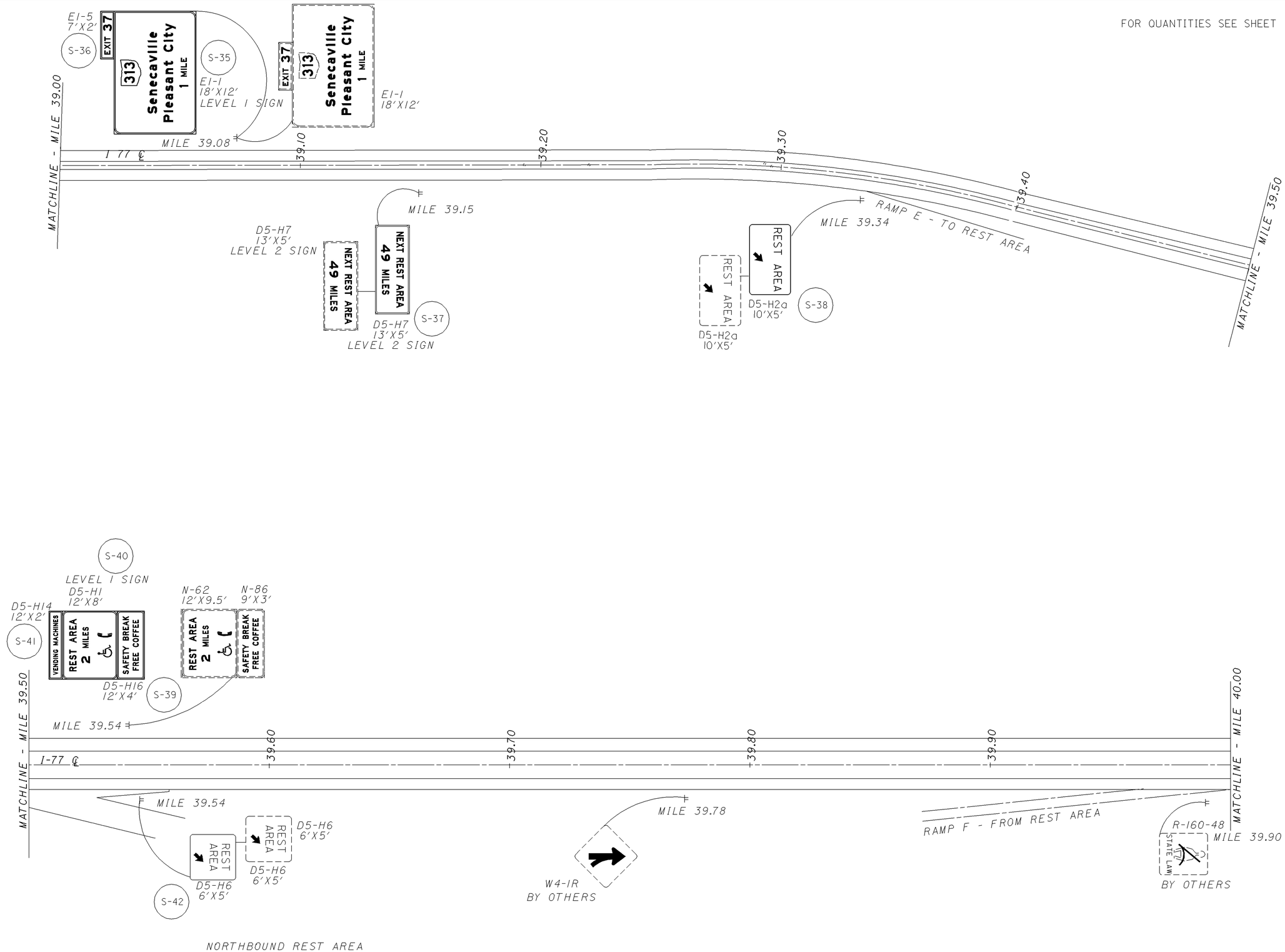


CALCULATED SKW
CHECKED BFB

HORIZONTAL SCALE IN FEET
0 50 100 200

GUERNSEY COUNTY
MILE 39.00 TO MILE 40.00

D05-SIGN-FY2007



IR077004SIGNS8.dgn 12/04/07

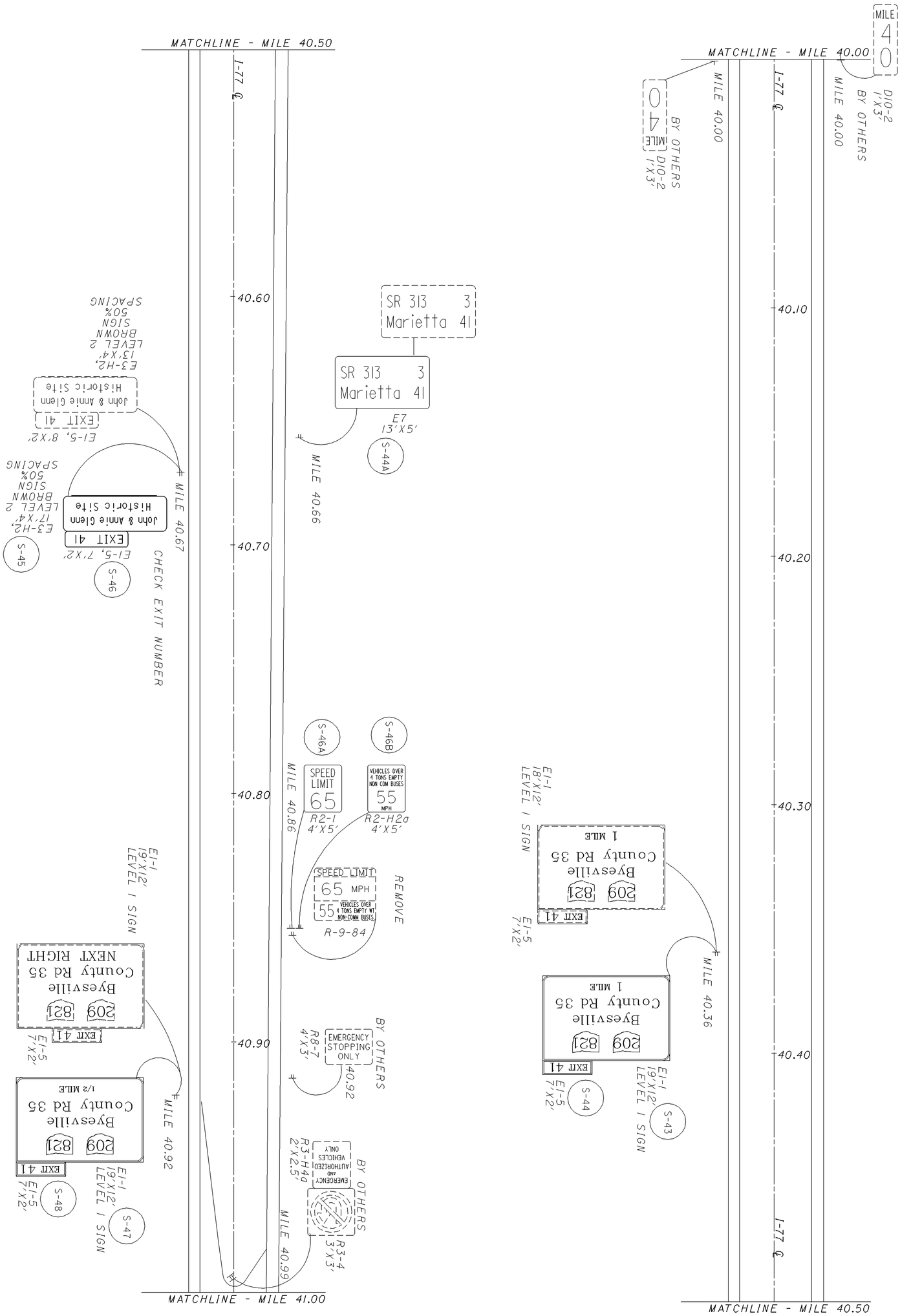


FOR QUANTITIES SEE SHEET 115.



D05-SIGN-FY2007

GUERNSEY COUNTY
MILE 40.00 TO MILE 41.00

HORIZONTAL SCALE IN FEET 0 50 100 200

CALCULATED SKW
CHECKED BFB

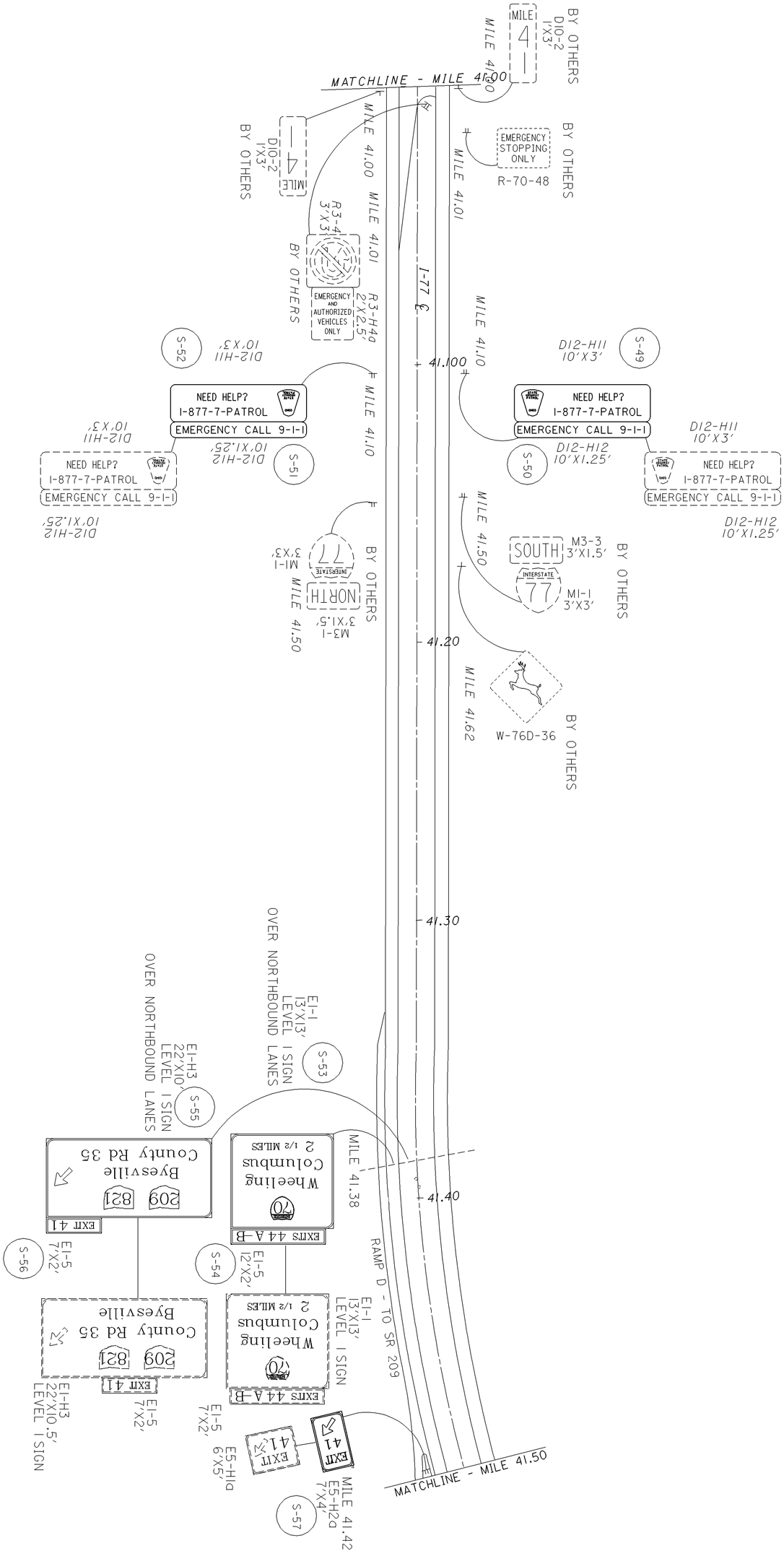


FOR QUANTITIES SEE SHEET 115.



D05-SIGN-FY2007

**GUERNSEY COUNTY**
**MILE 41.00 TO MILE 41.50**

0 100 50 200
HORIZONTAL SCALE IN FEET

CALCULATED SKW
CHECKED BFB

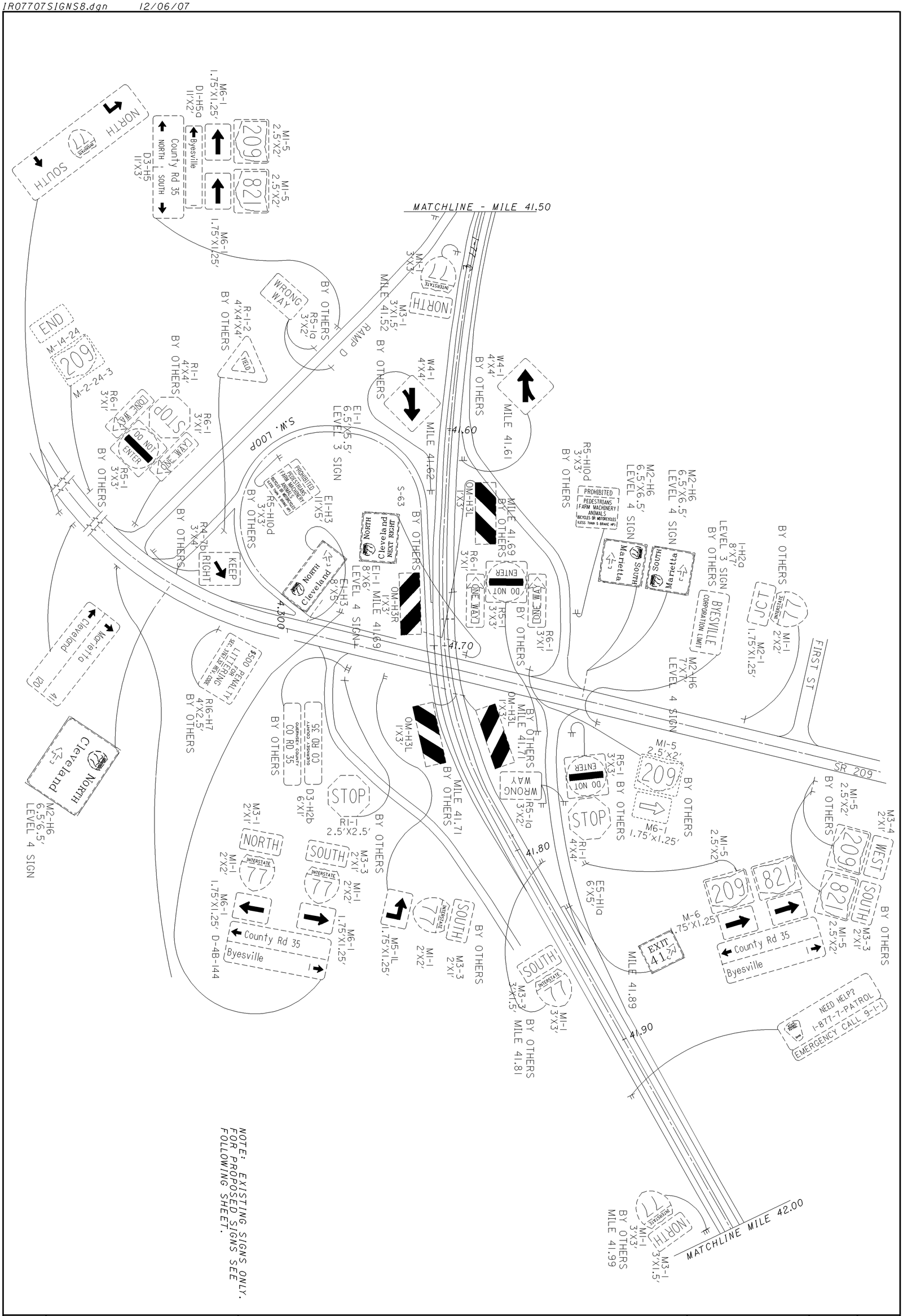


NOTE: EXISTING SIGNS ONLY. FOR PROPOSED SIGNS SEE FOLLOWING SHEET.

| | | | | |
|---|---|---|---|---|
| 14 / 145 | D05-SIGN-FY2007 | GUERNSEY COUNTY<br>SR 209 INTERCHANGE (EXISTING) | DRAWING NOT TO SCALE | CALCULATED SKW<br>CHECKED BFB |

FOR QUANTITIES SEE SHEETS 115 & 116.

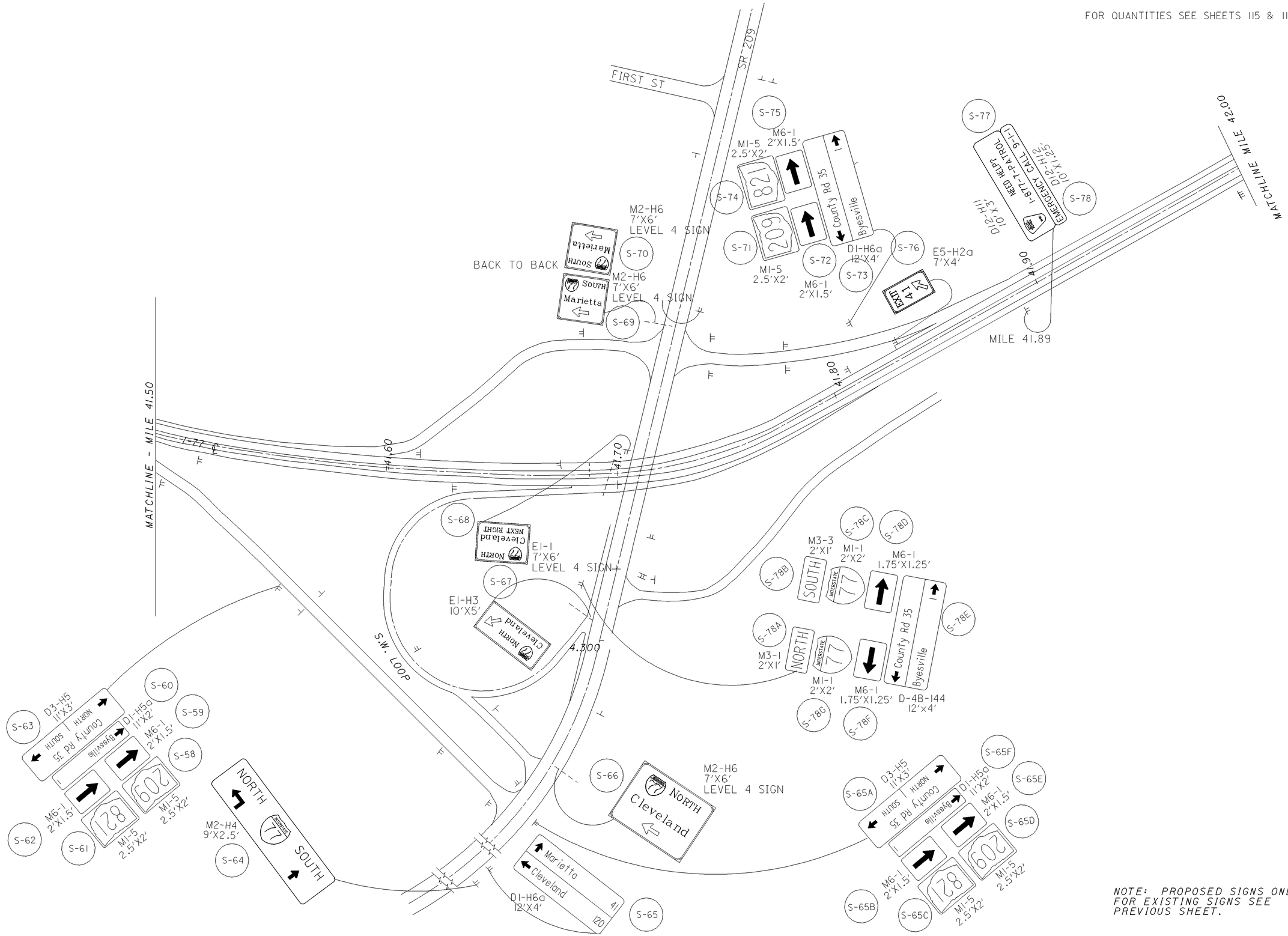


NOTE: PROPOSED SIGNS ONLY.
FOR EXISTING SIGNS SEE
PREVIOUS SHEET.

CALCULATED SKW
CHECKED BFB

DRAWING NOT TO SCALE

GUERNSEY COUNTY
SR 209 INTERCHANGE (PROPOSED)

D05-SIGN-FY2007



IR07T07ASIGNS8.dgn 12/06/07

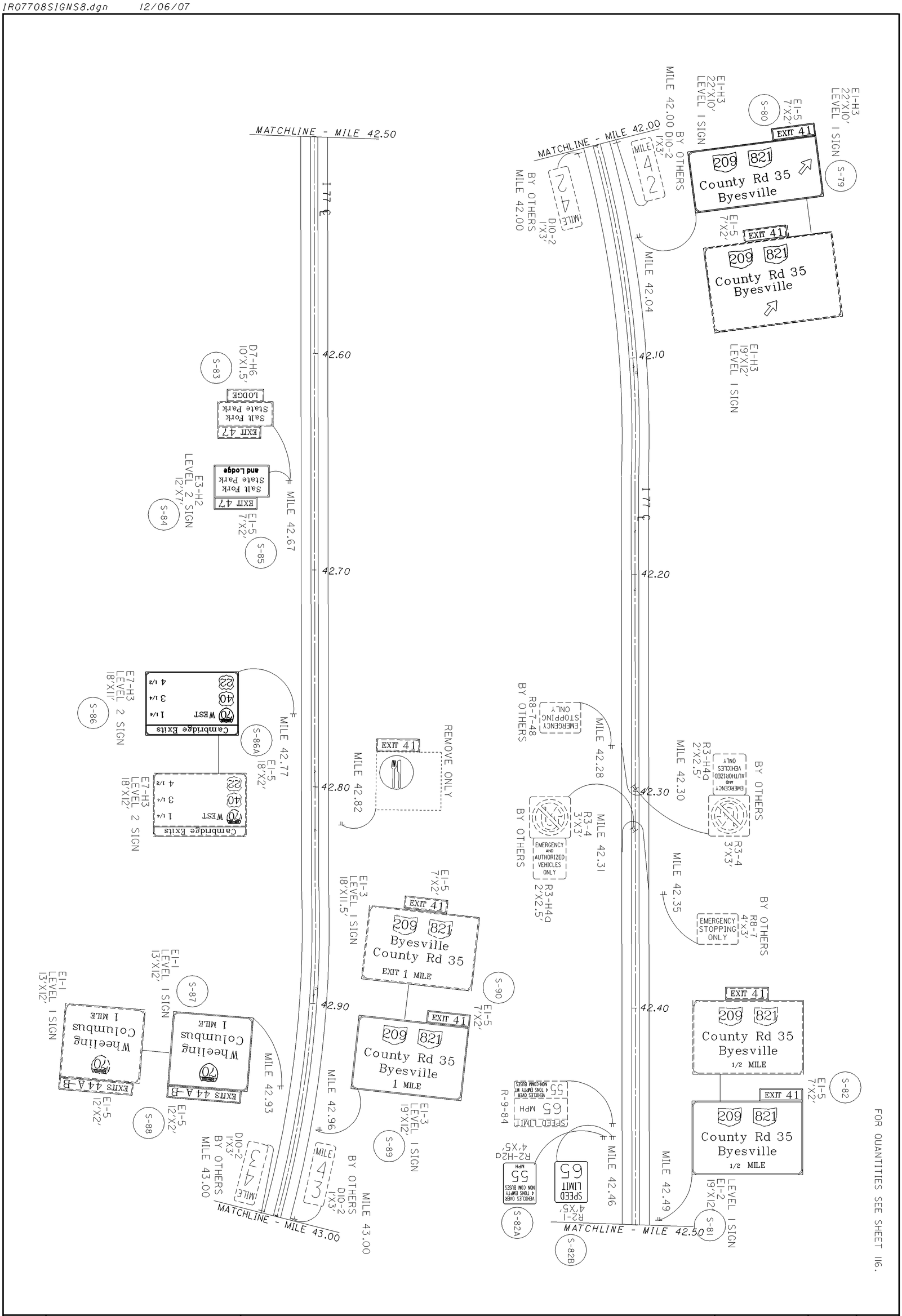


| | | | | |
|---|---|---|---|---|
| 16 / 145 | D05-SIGN-FY2007 | GUERNSEY COUNTY<br>MILE 42.00 TO MILE 43.00 | 0 100 50 200<br>HORIZONTAL SCALE IN FEET | CALCULATED SKW<br>CHECKED BFB |

FOR QUANTITIES SEE SHEET 116.

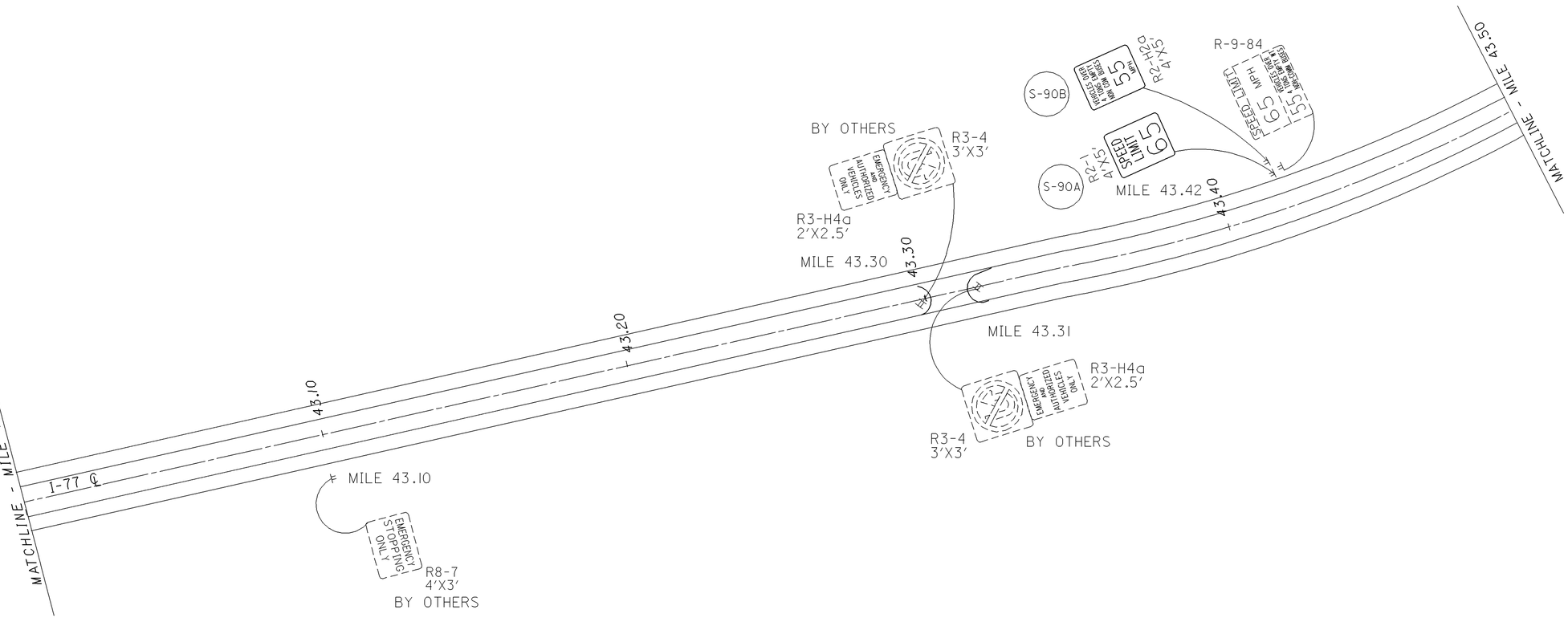


CALCULATED SKW
CHECKED BFB

HORIZONTAL SCALE IN FEET
0 50 100 200

**GUERNSEY COUNTY**
**MILE 43.00 TO MILE 43.50**

**D05-SIGN-FY2007**



IR07709SIGNS8.dgn 12/04/07

FOR QUANTITIES SEE SHEET 116.

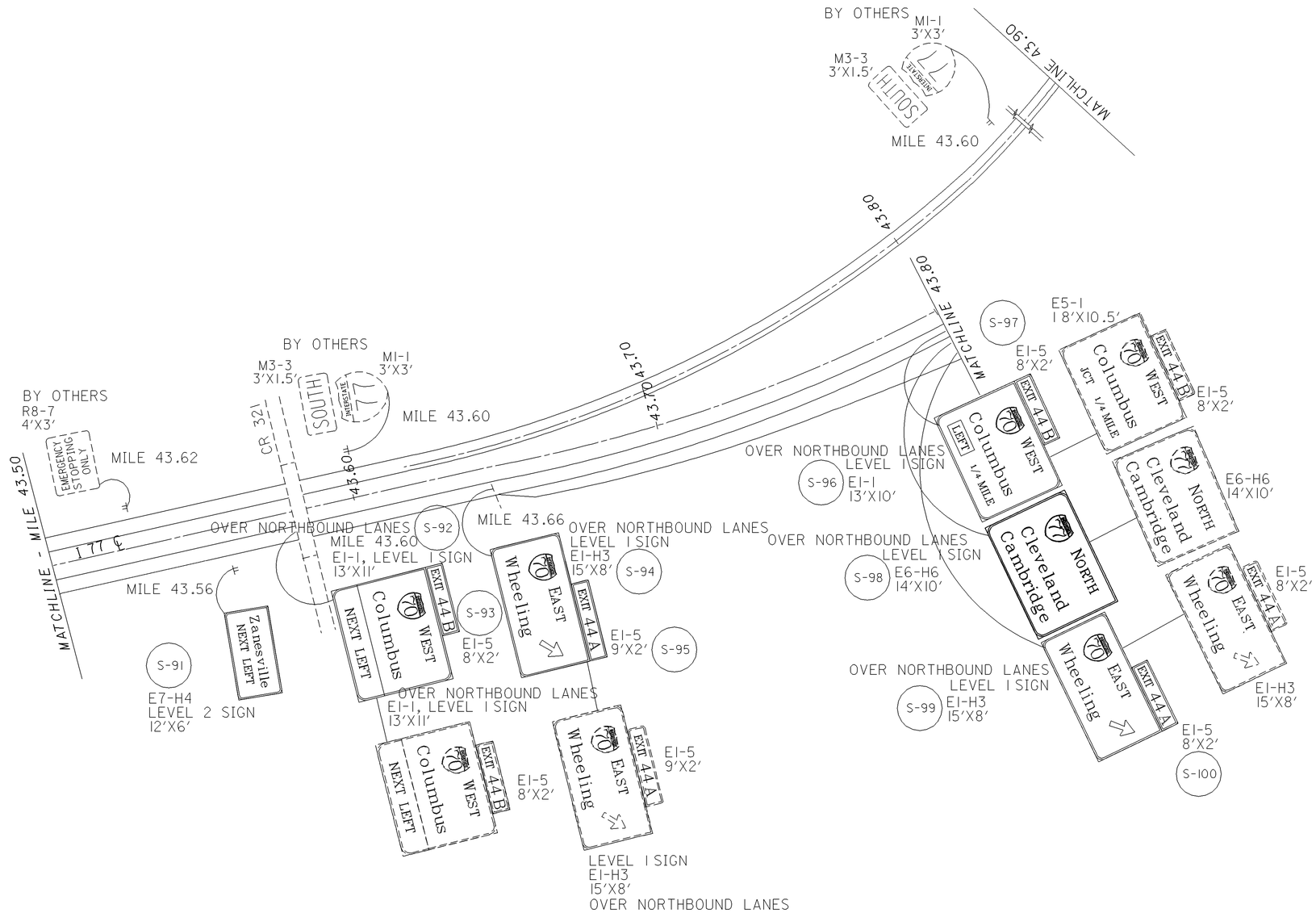


CALCULATED SKW
CHECKED BFB

0 50 100 200
HORIZONTAL SCALE IN FEET

# GUERNSEY COUNTY
## MILE 43.50 TO MILE 43.90

D05-SIGN-FY2007



IR077IOSIGNS8.dgn 12/06/07

FOR QUANTITIES SEE SHEET 117.

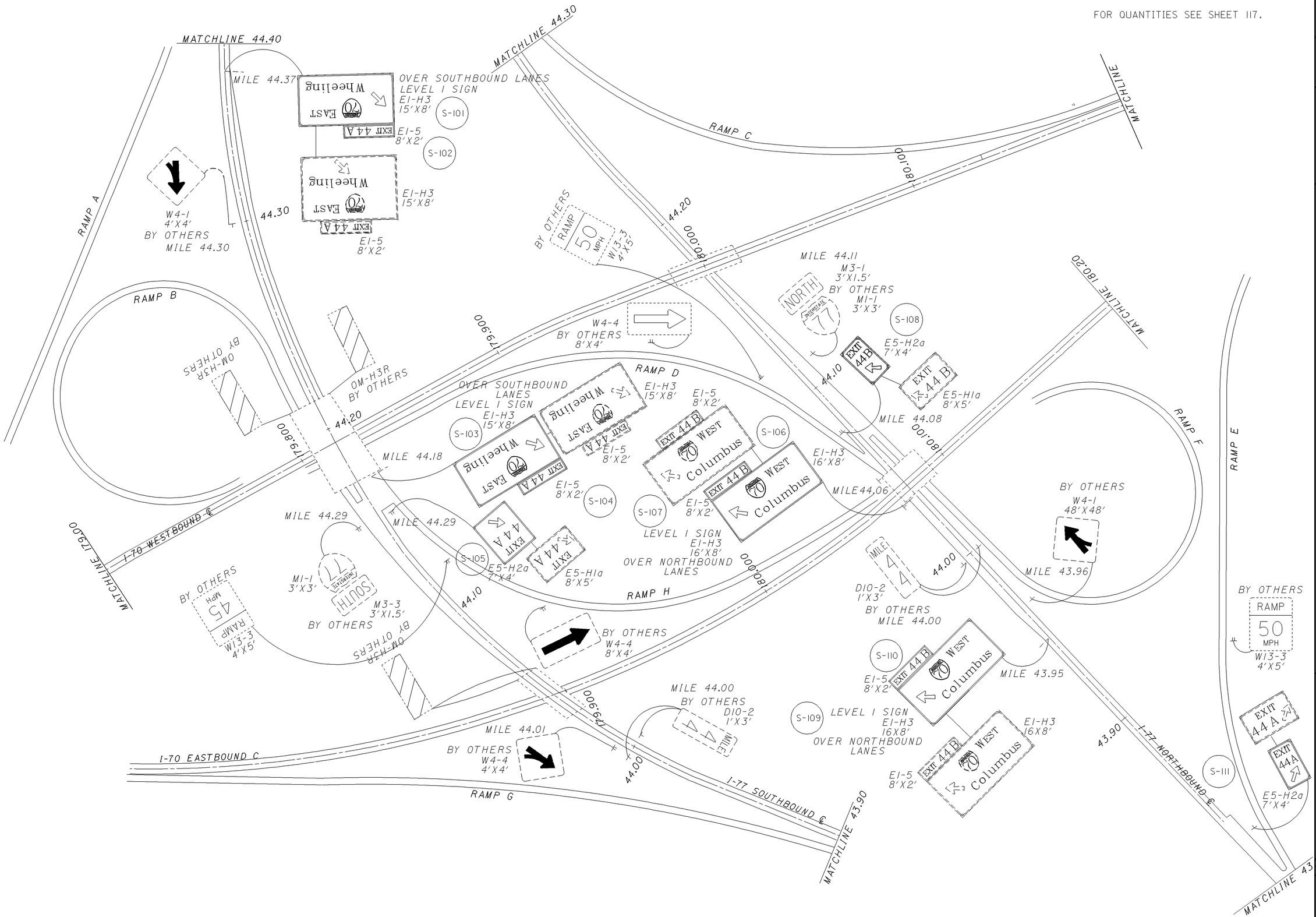


CALCULATED SKW
CHECKED BFB

0 50 100 200
HORIZONTAL SCALE IN FEET

# GUERNSEY COUNTY
# I-70 INTERCHANGE

D05-SIGN-FY2007



IR0771ISIGNS8.dgn 12/04/07

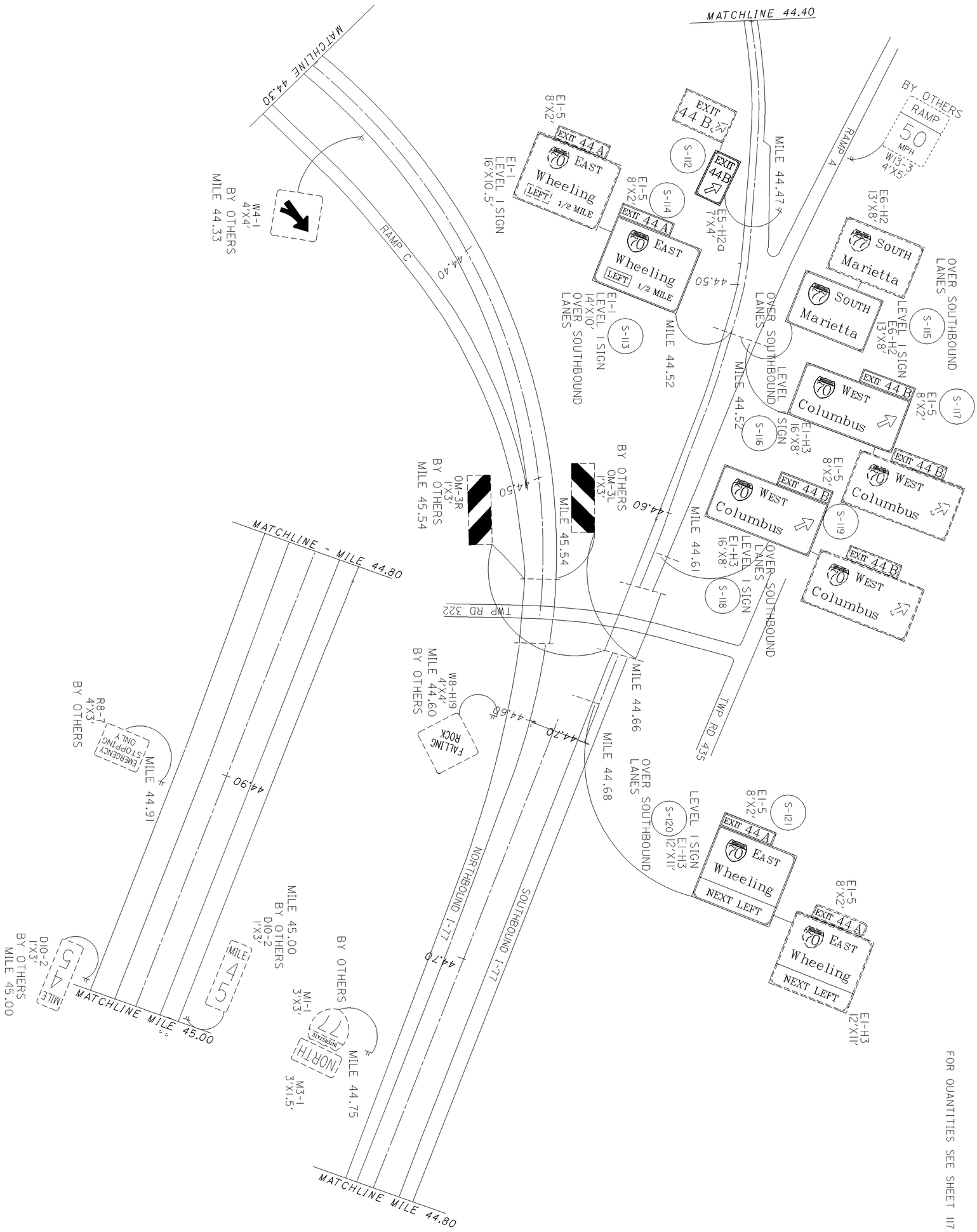


FOR QUANTITIES SEE SHEET 117.

| | | | | |
|---|---|---|---|---|
| 20 / 145 | D05-SIGN-FY2007 | GUERNSEY COUNTY<br>I-70 INTERCHANGE TO MILE 45.00 | 0 100 / 50 200<br>HORIZONTAL SCALE IN FEET | CALCULATED SKW<br>CHECKED BFB |

FOR QUANTITIES SEE SHEET 117.







CALCULATED SKW
CHECKED BFB

HORIZONTAL SCALE IN FEET
0 50 100 200

**GUERNSEY COUNTY**
**MILE 45.00 TO MILE 46.00**

**D05-SIGN-FY2007**



IR07713SIGN58.dgn 12/06/07

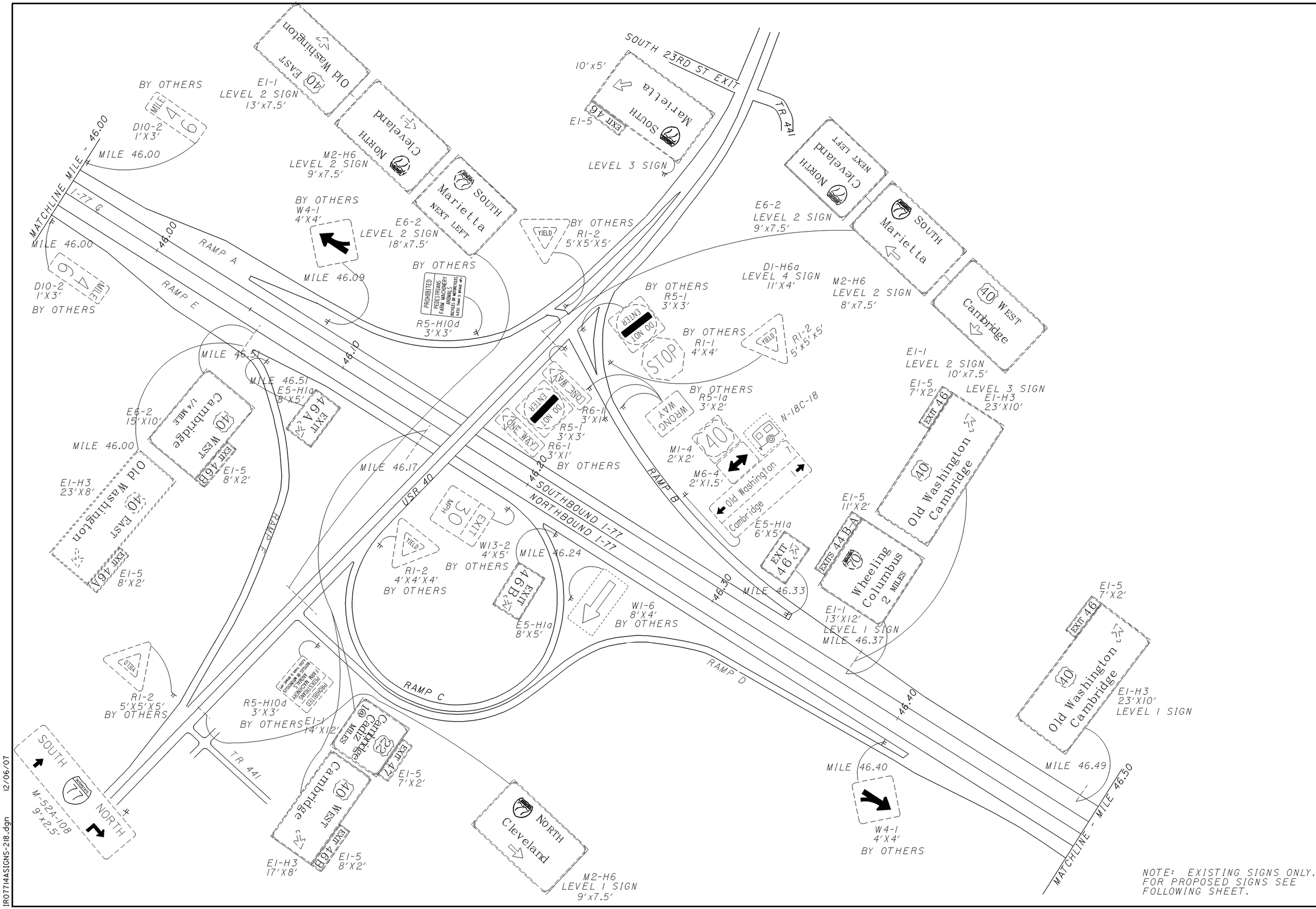


CALCULATED SKW
CHECKED BFB

HORIZONTAL SCALE IN FEET
0 50 100 200

# GUERNSEY COUNTY
# USR 40 INTERCHANGE (EXISTING)

D05-SIGN-FY2007

IR07714ASIGNS-218.dgn 12/06/07

FOR QUANTITIES SEE SHEET 117 & 118.

NOTE:
S-153, S-154 AND S-158
WERE INADVERTENTLY SKIPPED

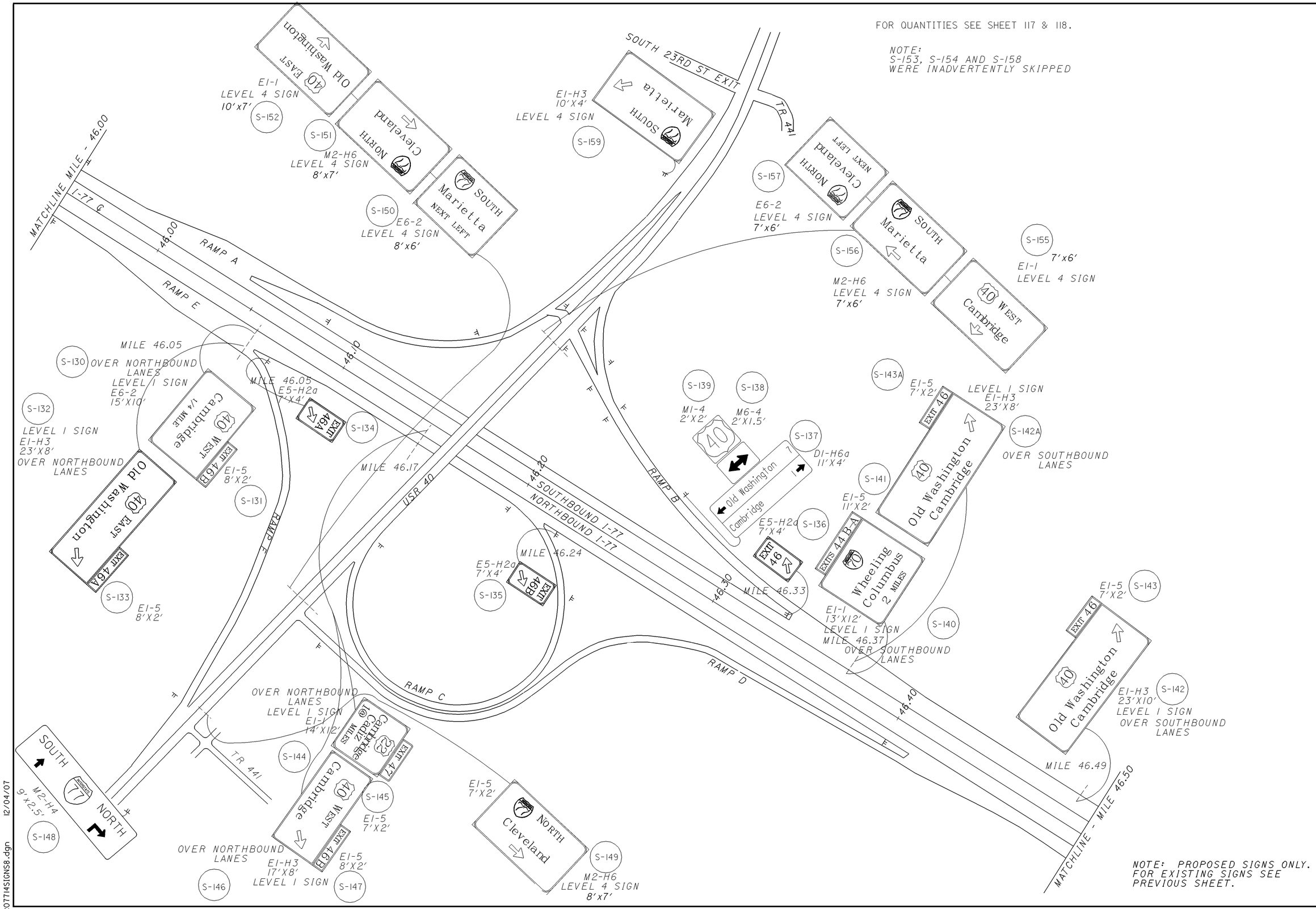


NOTE: PROPOSED SIGNS ONLY.
FOR EXISTING SIGNS SEE
PREVIOUS SHEET.

CALCULATED SKW
CHECKED BFB

HORIZONTAL SCALE IN FEET
0 50 100 200

GUERNSEY COUNTY
USR 40 INTERCHANGE (PROPOSED)

D05-SIGN-FY2007



IR0771MSIGNS8.dgn 12/04/07

FOR QUANTITIES SEE SHEET 118.




CALCULATED SKW
CHECKED BFB

HORIZONTAL SCALE IN FEET 0 50 100 200

**GUERNSEY COUNTY**
**MILE 46.50 TO MILE 47.50**

**D05-SIGN-FY2007**



IR077I5SIGNS8.dgn 12/06/07

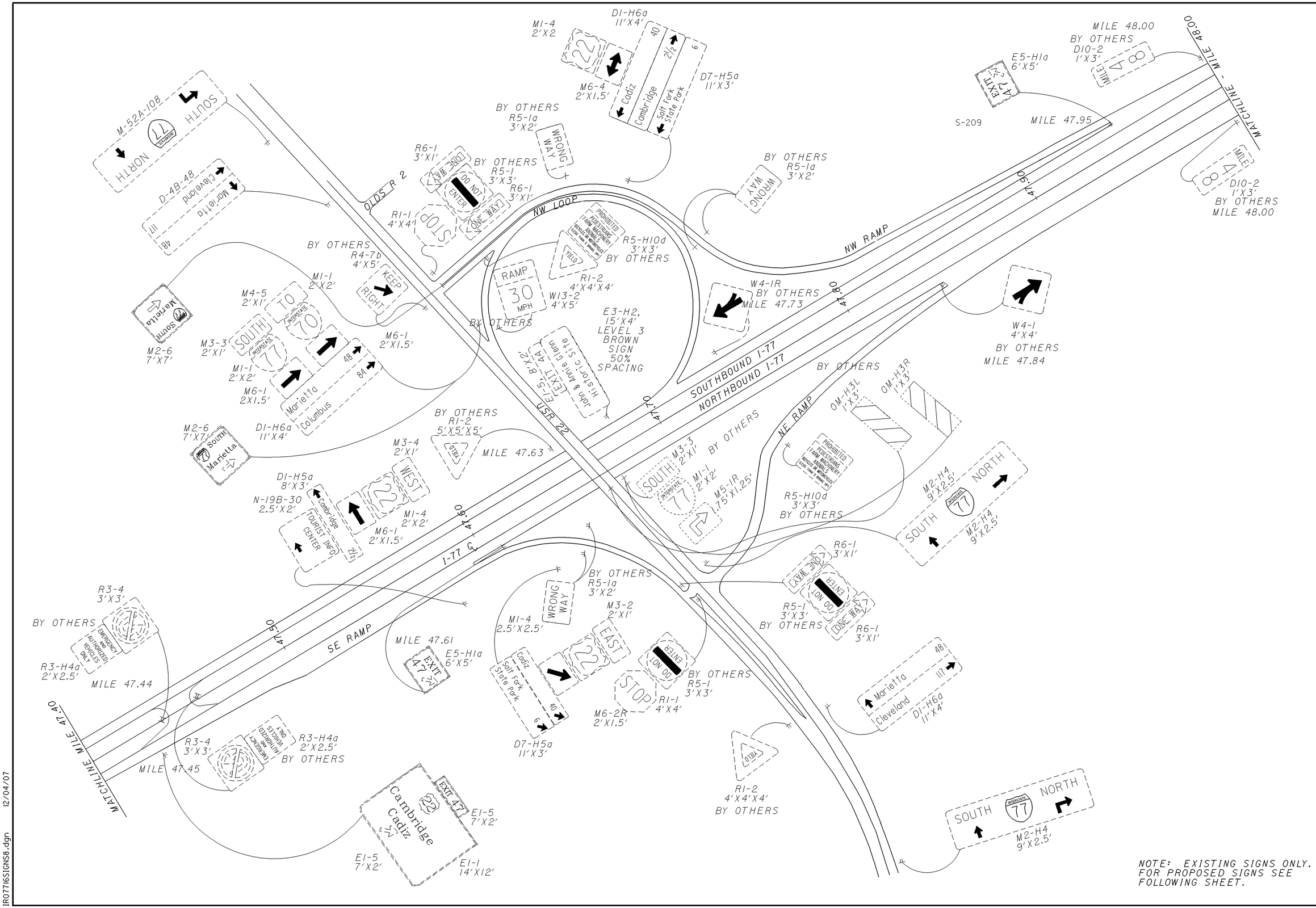


NOTE: EXISTING SIGNS ONLY.
FOR PROPOSED SIGNS SEE
FOLLOWING SHEET.

CALCULATED SKW
CHECKED BFB

HORIZONTAL SCALE IN FEET
0 50 100 200

# GUERNSEY COUNTY
# USR 22 INTERCHANGE (EXISTING)

D05-SIGN-FY2007



IR077I6SIGNS8.dgn 12/04/07

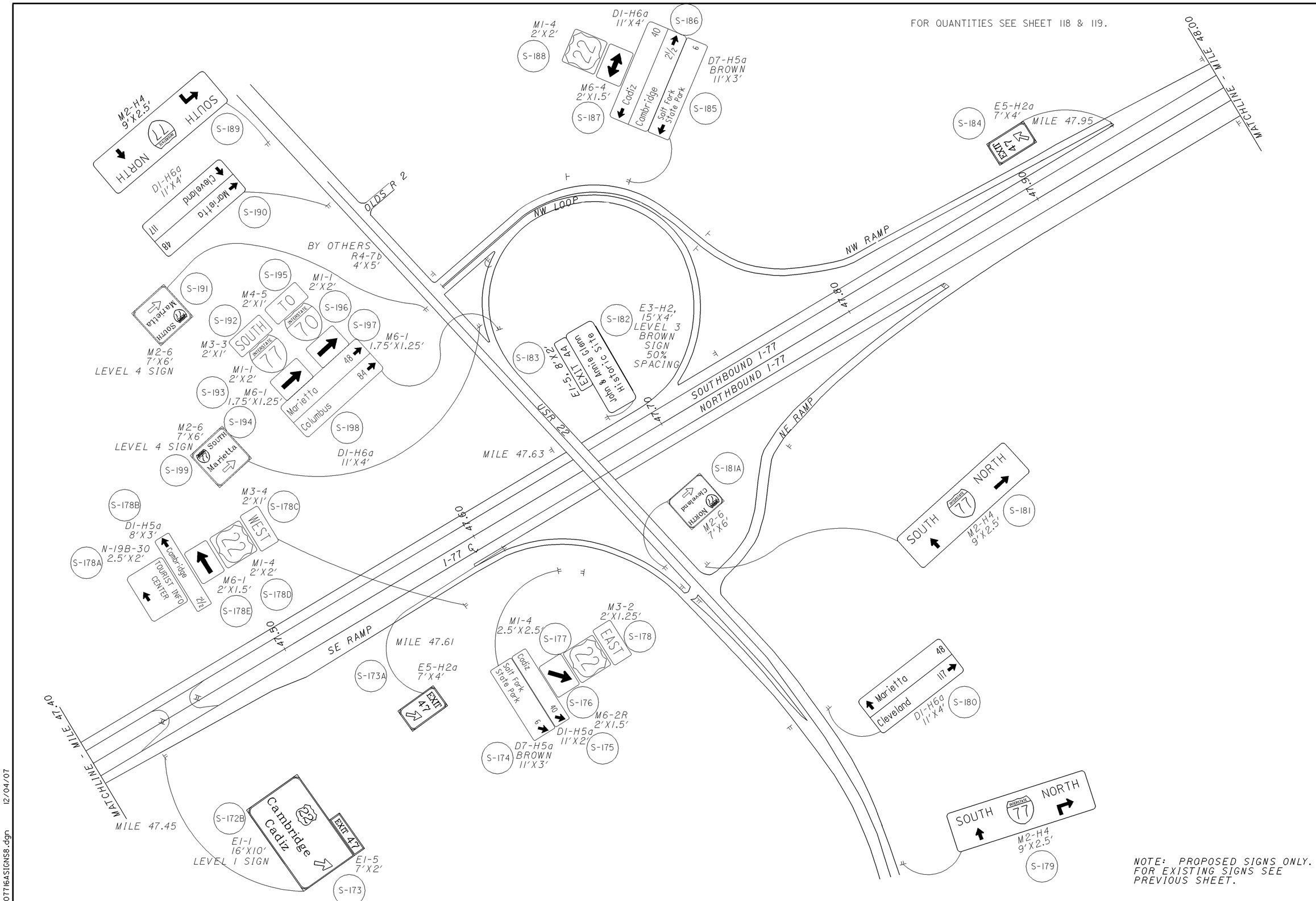


NOTE: PROPOSED SIGNS ONLY. FOR EXISTING SIGNS SEE PREVIOUS SHEET.

CALCULATED SKW
CHECKED BFB

HORIZONTAL SCALE IN FEET 0 50 100 200

# GUERNSEY COUNTY
# USR 22 INTERCHANGE (PROPOSED)

D05-SIGN-FY2007



IR07716ASIGNS8.dgn 12/04/07

FOR QUANTITIES SEE SHEET 119.

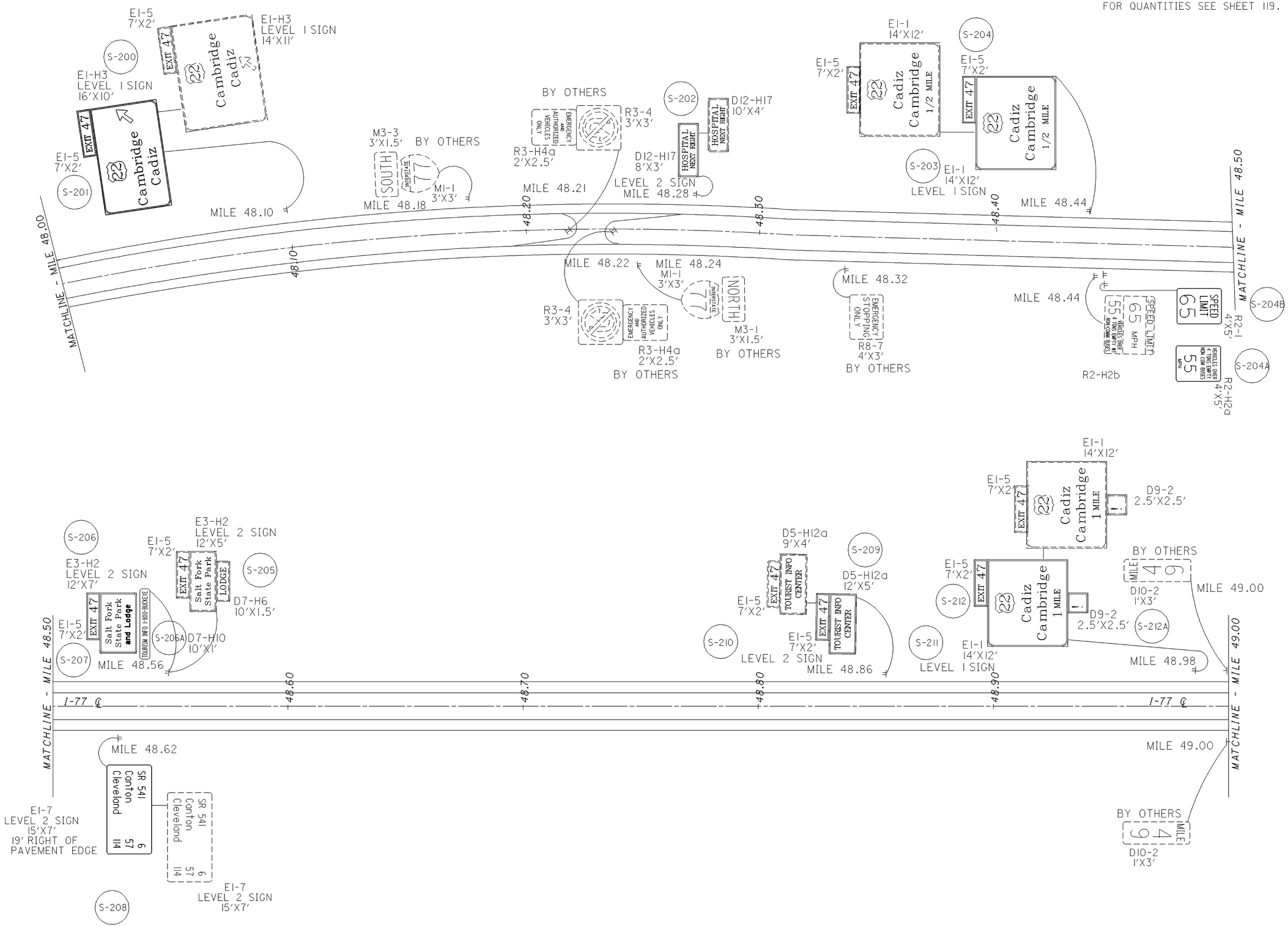


CALCULATED SKW
CHECKED BFB

HORIZONTAL SCALE IN FEET
0 50 100 200

# GUERNSEY COUNTY
# MILE 48.00 TO MILE 49.00

## D05-SIGN-FY2007



IR07717SIGNS8.dgn 12/06/07

FOR QUANTITIES SEE SHEET 119.

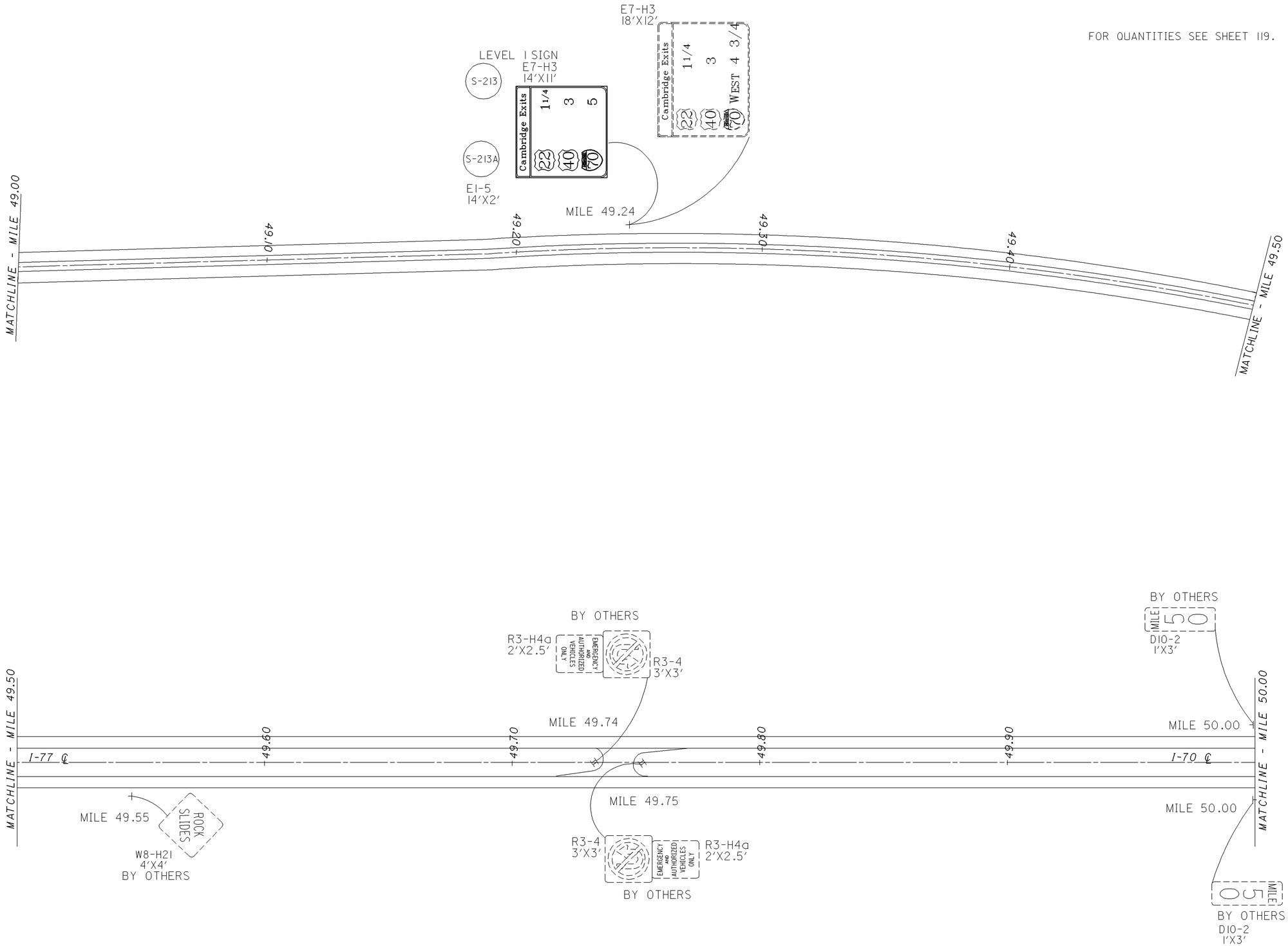


CALCULATED SKW
CHECKED BFB

HORIZONTAL SCALE IN FEET
0 50 100 200

**GUERNSEY COUNTY**
**MILE 49.00 TO MILE 50.00**

**D05-SIGN-FY2007**



IR077I8SIGNS8.dgn 12/06/07

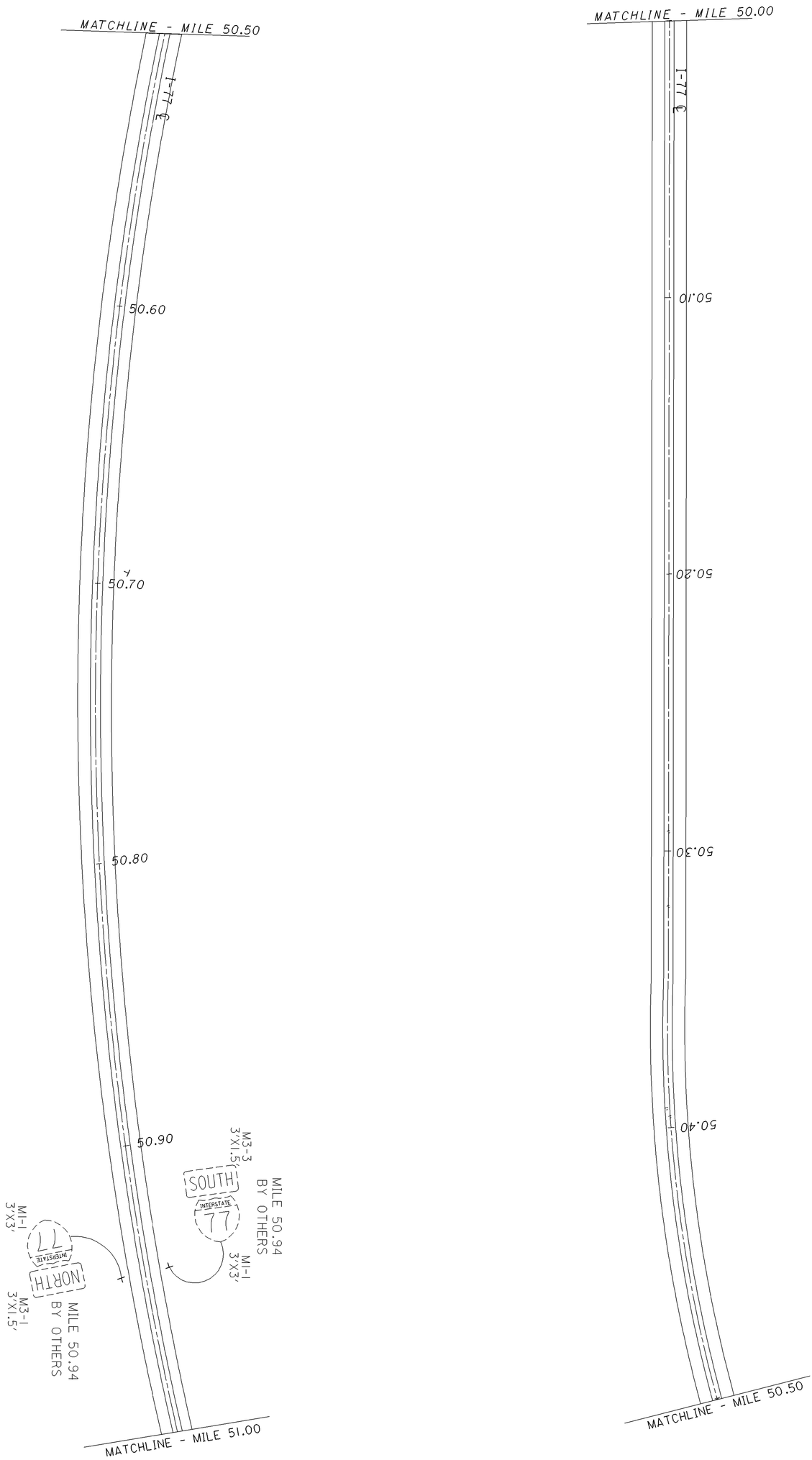




**D05-SIGN-FY2007**

**GUERNSEY COUNTY**
**MILE 50.00 TO MILE 51.00**

0 100
50 200
HORIZONTAL SCALE IN FEET

N

CALCULATED SKW
CHECKED BFB

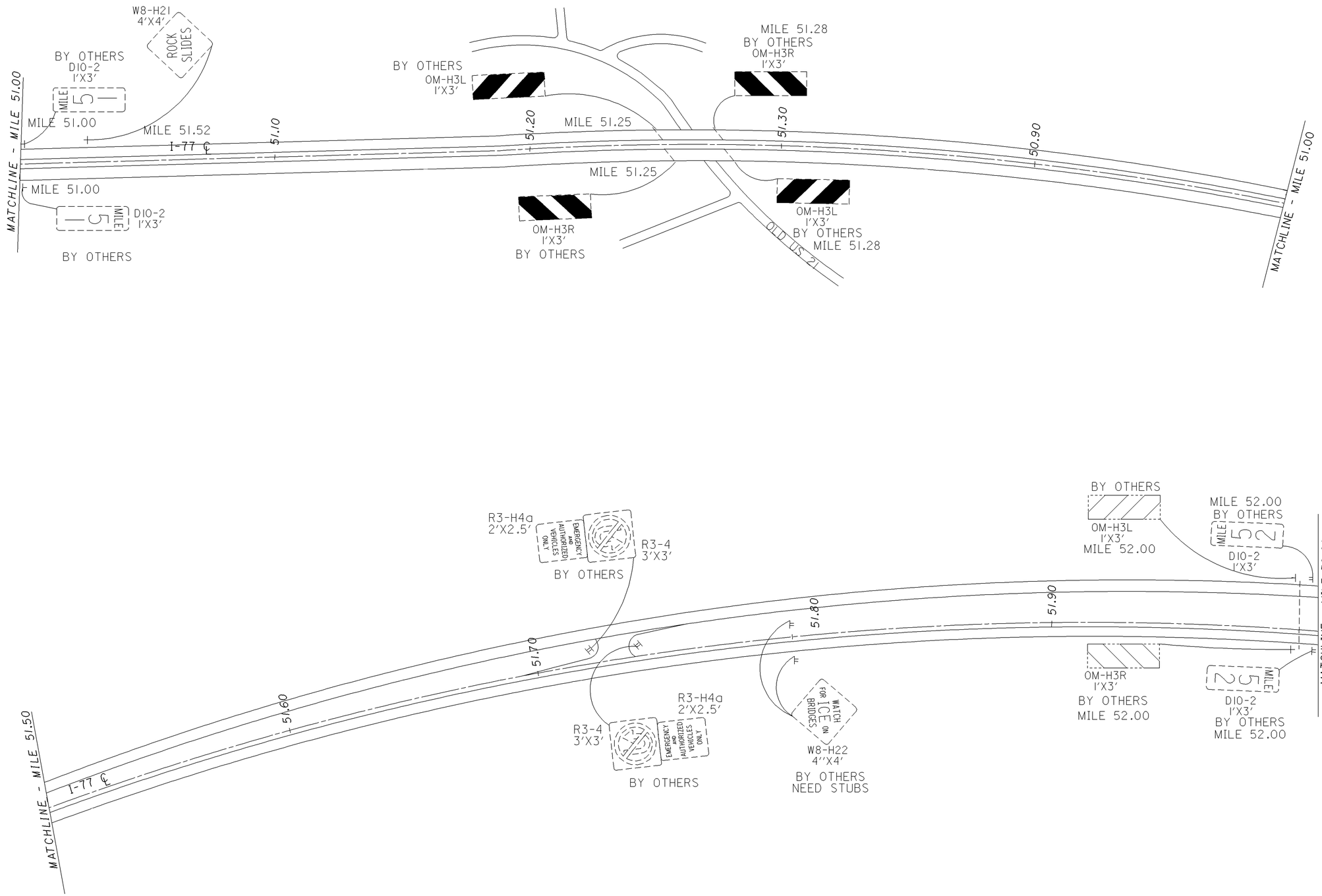


CALCULATED SKW
CHECKED BFB

HORIZONTAL SCALE IN FEET
0 50 100 200

# GUERNSEY COUNTY
## MILE 51.00 TO MILE 52.00

## D05-SIGN-FY2007



IR077I9SIGNS8.dgn 12/05/07

CALCULATED SKW
CHECKED BFB

0 50 100 200
HORIZONTAL SCALE IN FEET

**GUERNSEY COUNTY**
**MILE 52.00 TO MILE 53.00**

**D05-SIGN-FY2007**



IR07720SIGNS-218.dgn 12/05/07

FOR QUANTITIES SEE SHEET 119.




CALCULATED SKW
CHECKED BFB

HORIZONTAL SCALE IN FEET
0 50 100 200

GUERNSEY COUNTY
MILE 53.00 TO MILE 54.30

D05-SIGN-FY2007



IR0772\SIGNS8.dgn 12/06/07

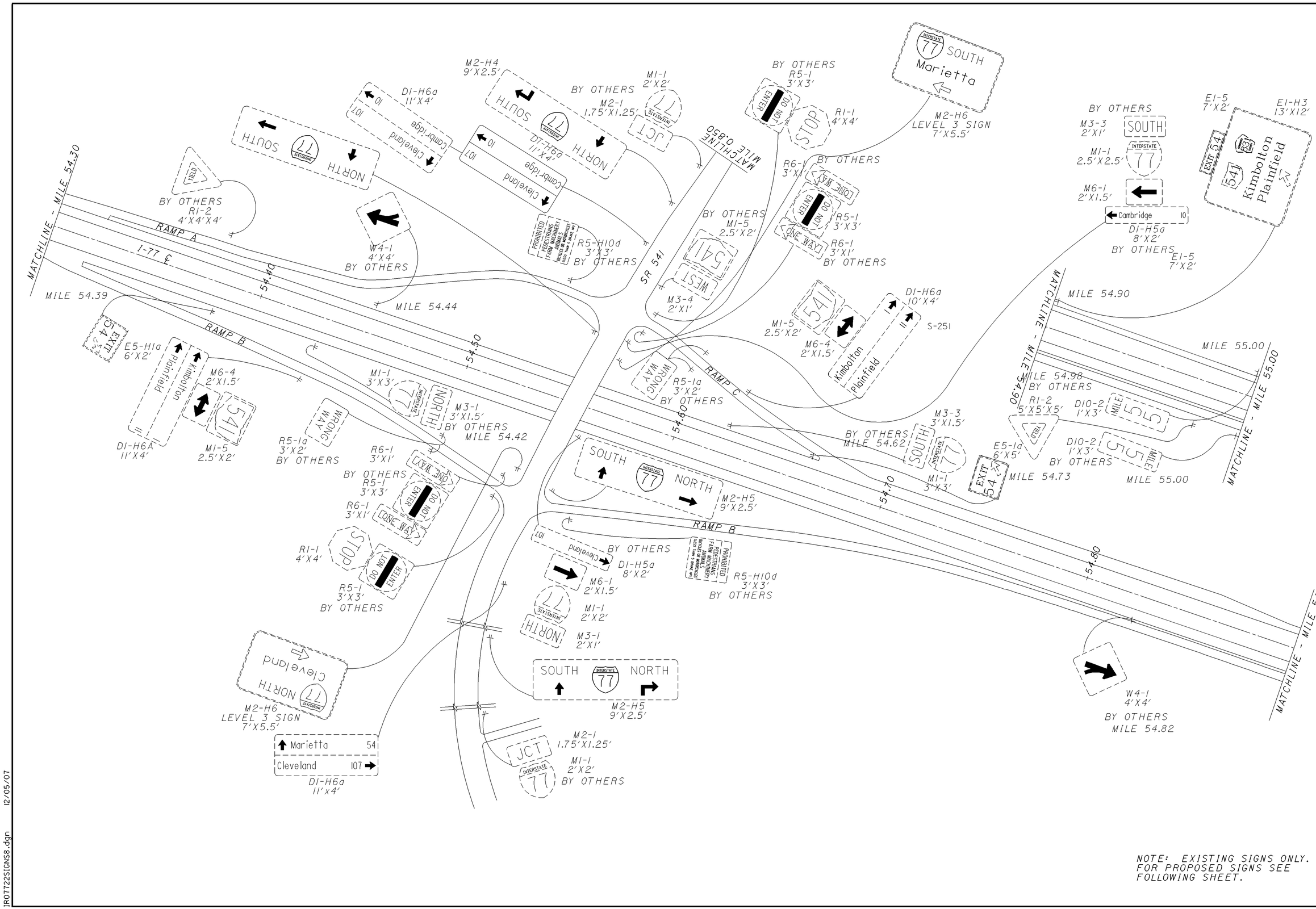


NOTE: EXISTING SIGNS ONLY.
FOR PROPOSED SIGNS SEE
FOLLOWING SHEET.

CALCULATED SKW
CHECKED BFB

HORIZONTAL SCALE IN FEET
0 50 100 200

# GUERNSEY COUNTY
## SR 541 INTERCHANGE (EXISTING)

D05-SIGN-FY2007



IR07722SIGNS8.dgn 12/05/07

FOR QUANTITIES SEE SHEET 119 & 120.

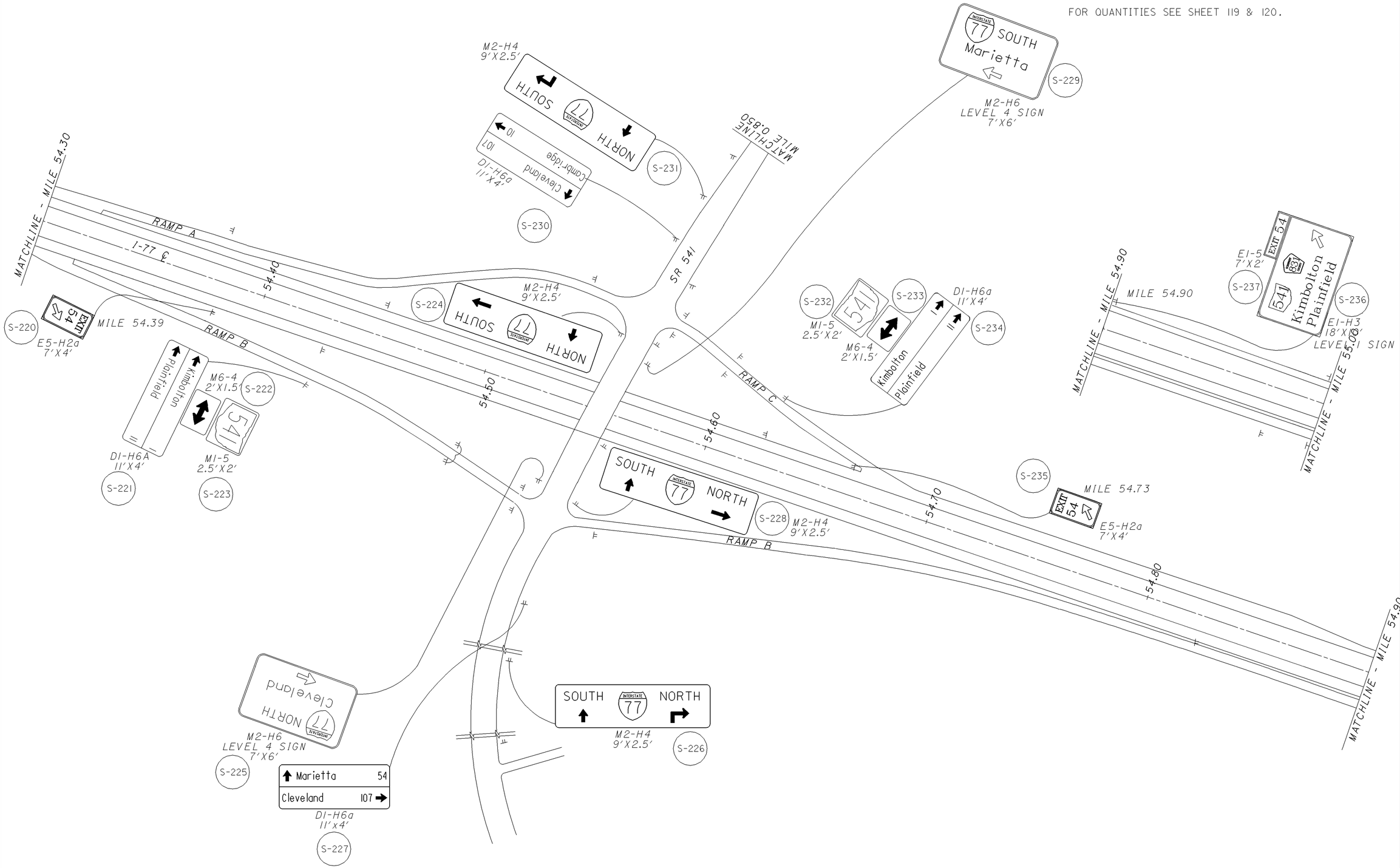


NOTE: PROPOSED SIGNS ONLY.
FOR EXISTING SIGNS SEE
PREVIOUS SHEET.

CALCULATED SKW
CHECKED BFB

HORIZONTAL SCALE IN FEET
0 50 100 200

GUERNSEY COUNTY
SR 541 INTERCHANGE (PROPOSED)

D05-SIGN-FY2007



IR07722ASIGNS8.dgn 12/05/06

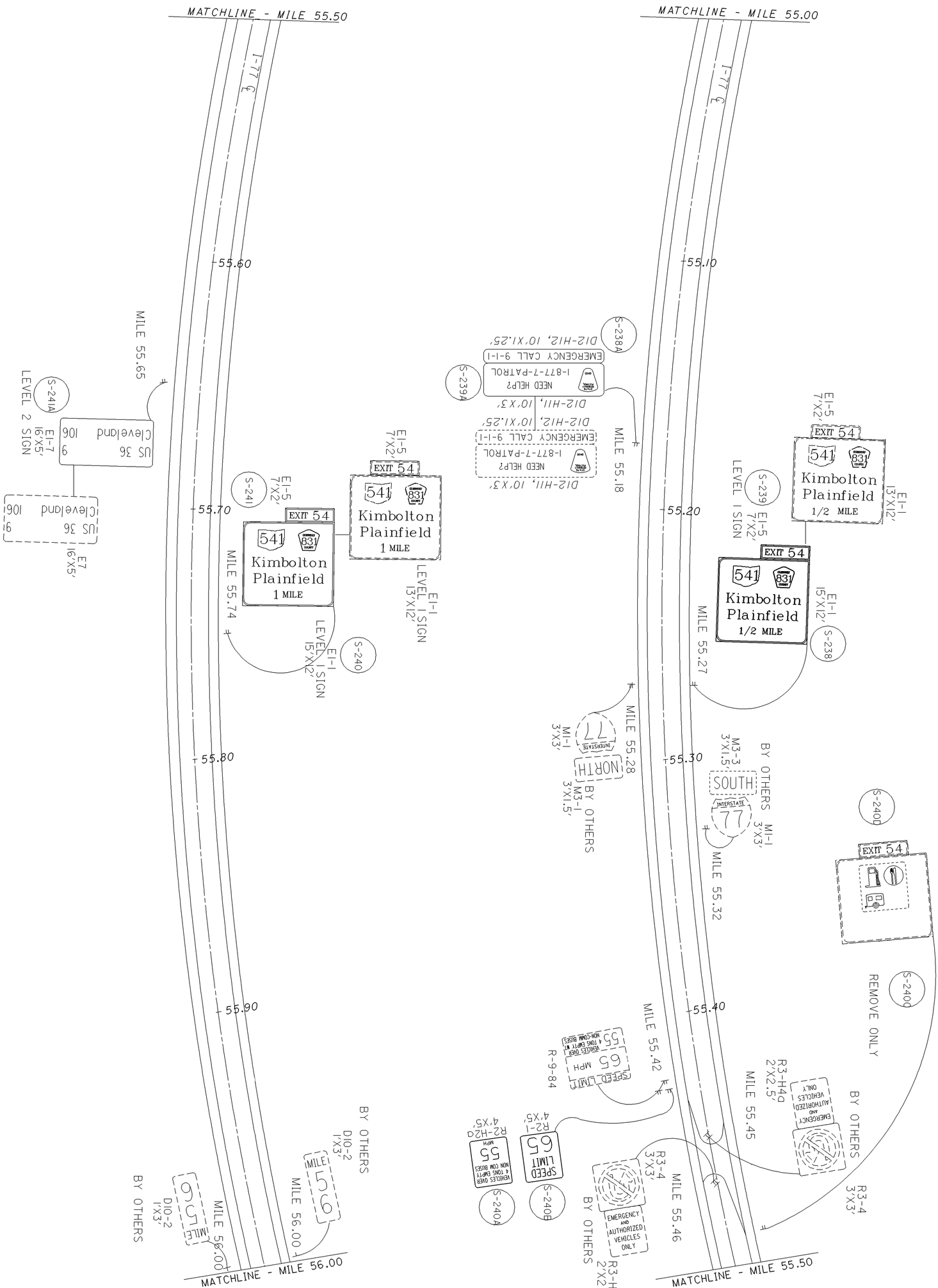


| | | | |
|---|---|---|---|
| 35 / 145 | D05-SIGN-FY2007 | GUERNSEY COUNTY<br>MILE 55.00 TO MILE 56.00 | 0 50 100 200 HORIZONTAL SCALE IN FEET |

CALCULATED SKW
CHECKED BFB

FOR QUANTITIES SEE SHEET 120.

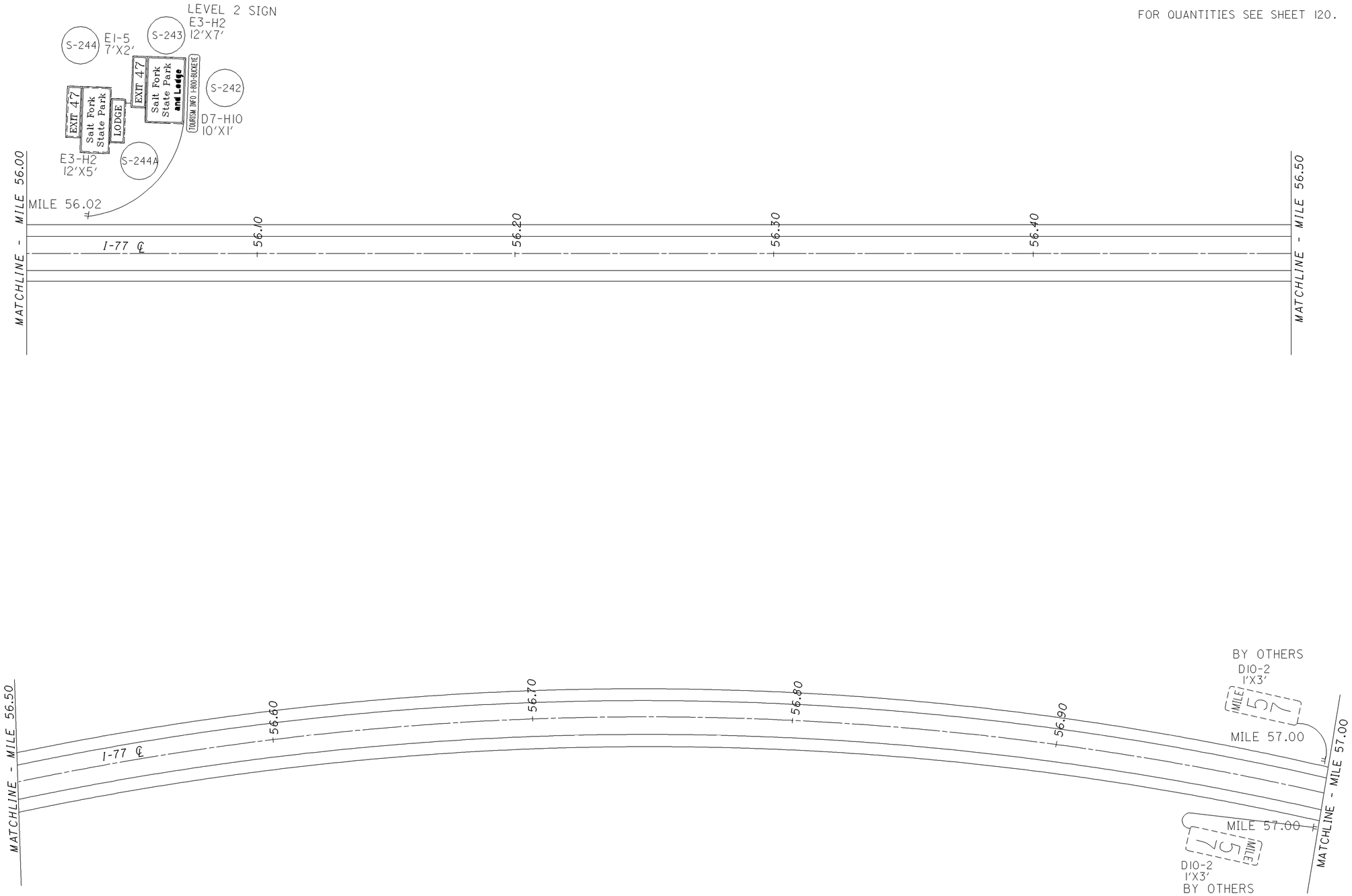


CALCULATED SKW
CHECKED BFB

HORIZONTAL SCALE IN FEET
0 50 100 200

**GUERNSEY COUNTY**
**MILE 56.00 TO MILE 57.00**

**D05-SIGN-FY2007**



IR07724SIGNS8.dgn 12/05/07

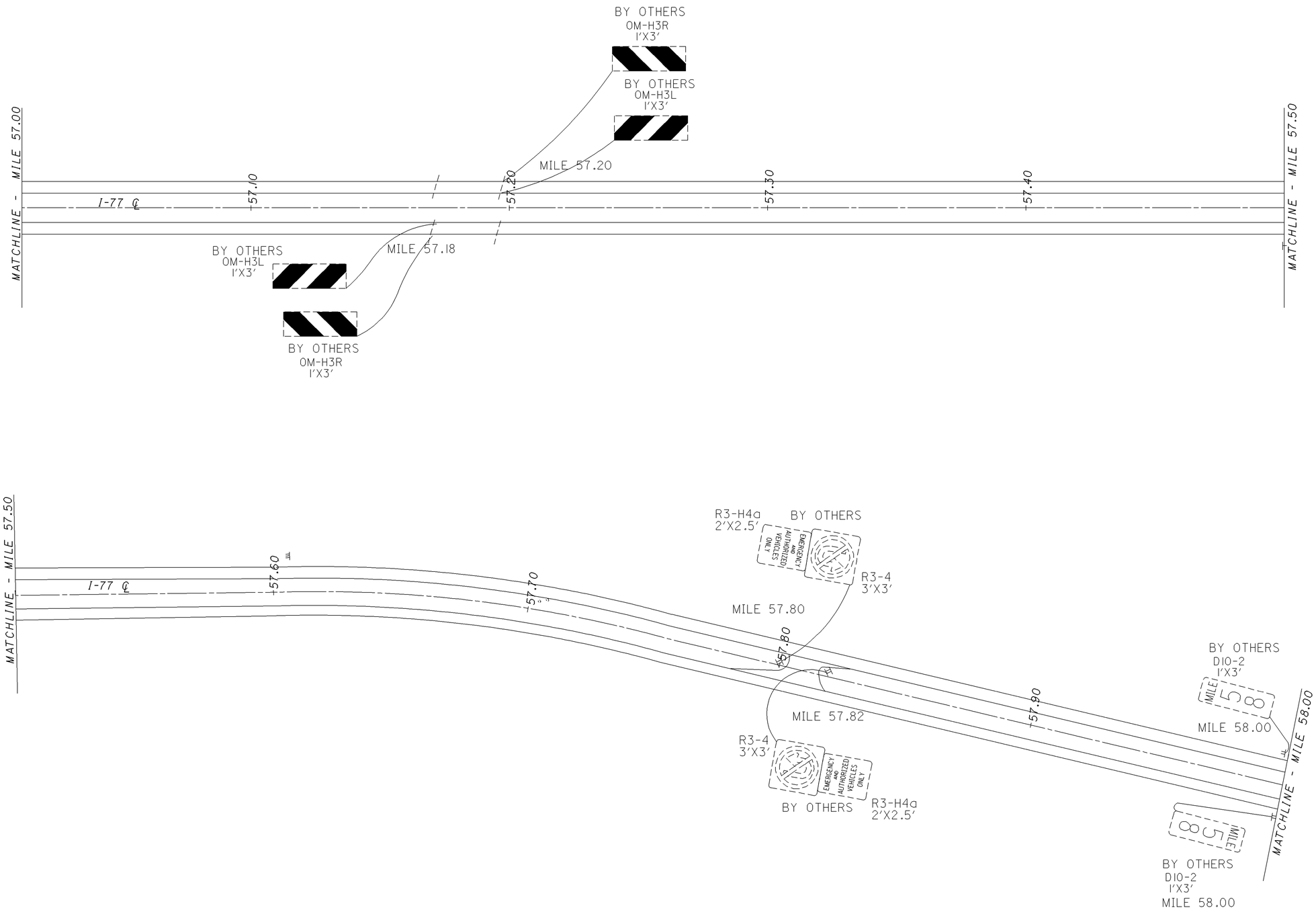


CALCULATED SKW
CHECKED BFB

0 50 100 200
HORIZONTAL SCALE IN FEET

# GUERNSEY COUNTY
## MILE 57.00 TO MILE 58.00

D05-SIGN-FY2007



IR07725SIGNS8.dgn 12/05/07

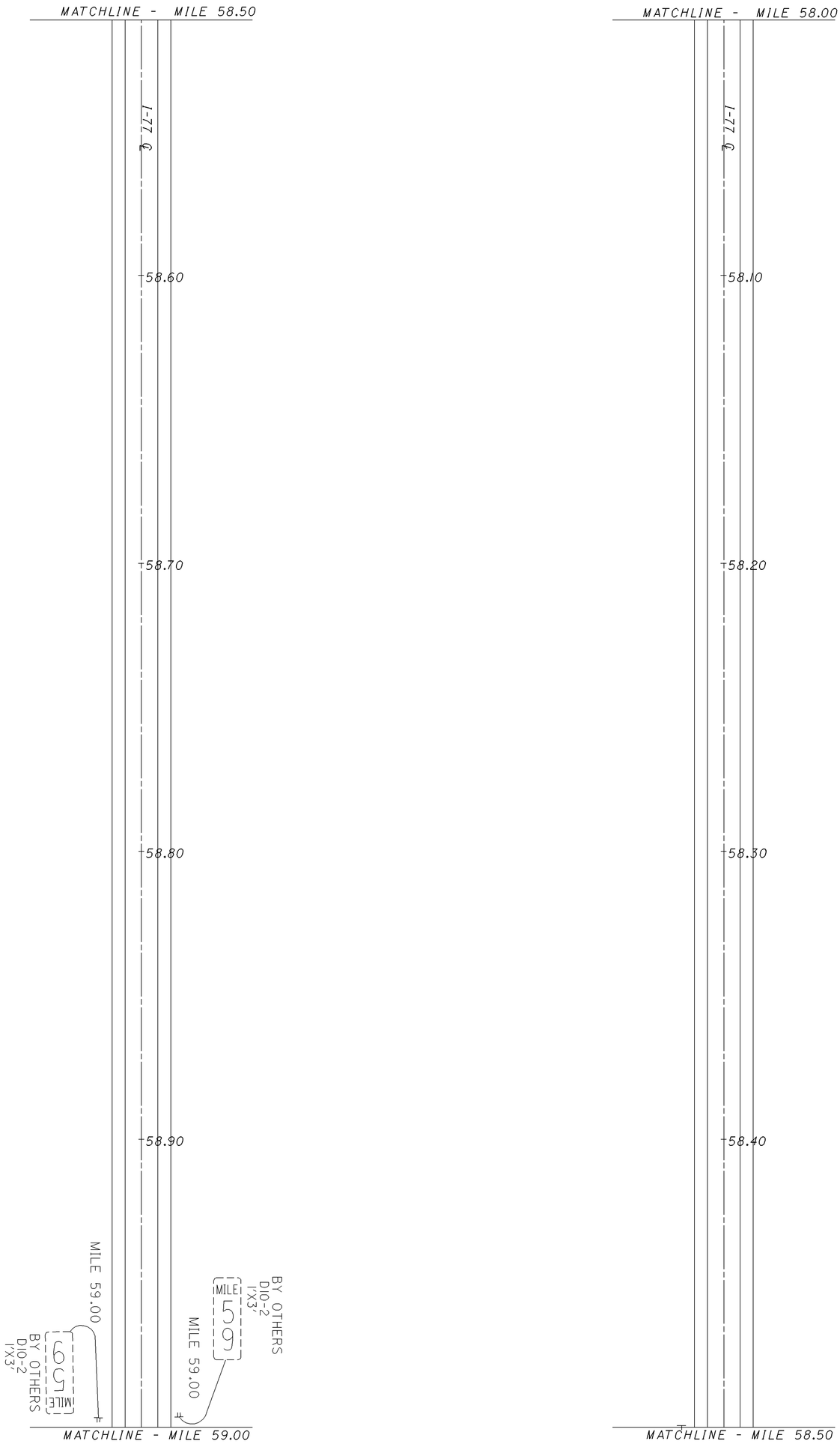




**D05-SIGN-FY2007**

**GUERNSEY COUNTY**
**MILE 58.00 TO MILE 59.00**

0 100
50 200
HORIZONTAL SCALE IN FEET

CALCULATED SKW
CHECKED BFB

FOR QUANTITIES SEE SHEET 120.

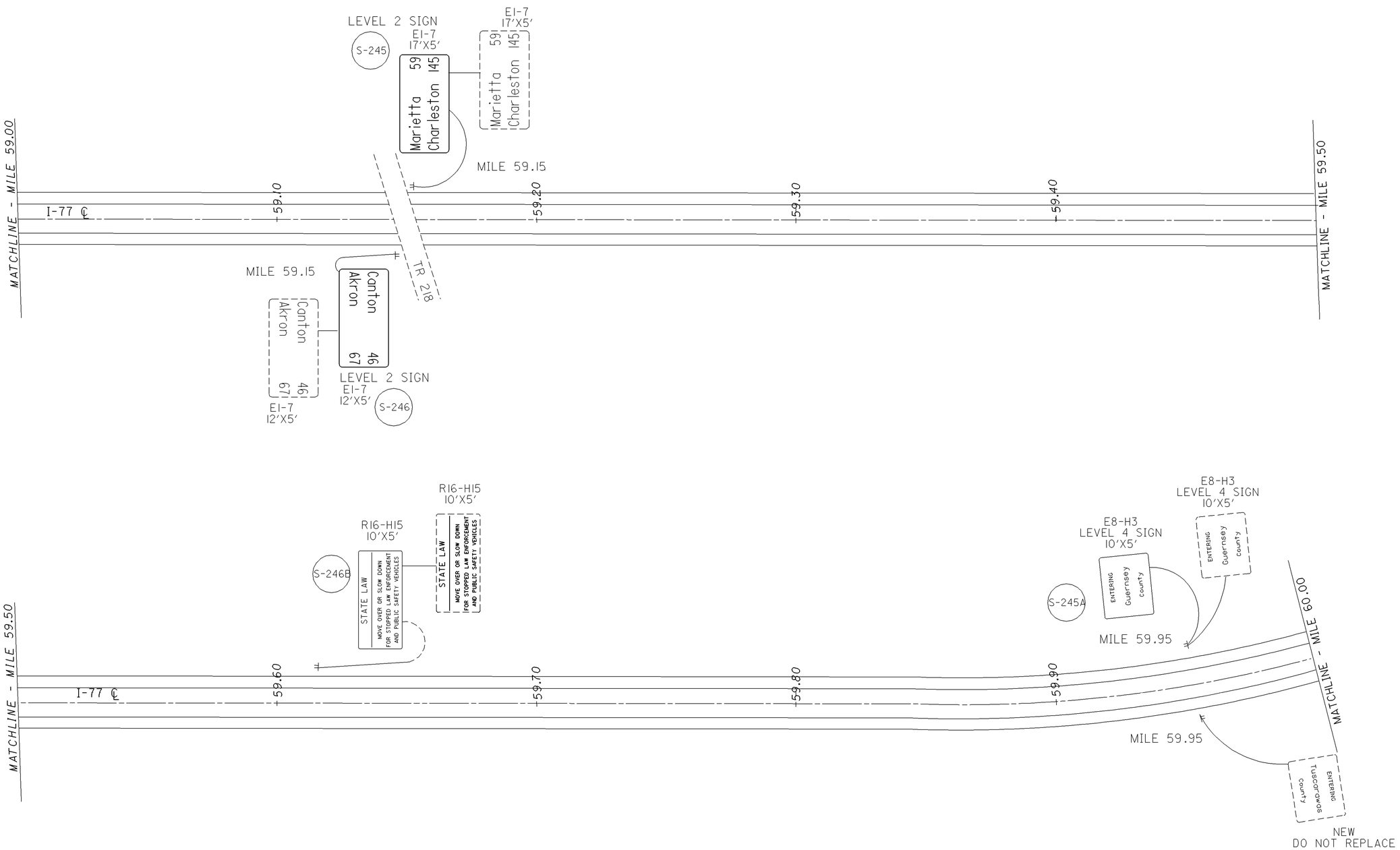


CALCULATED SKW
CHECKED BFB

HORIZONTAL SCALE IN FEET
0 50 100 200

**GUERNSEY COUNTY**
**MILE 59.00 TO MILE 60.00**

**D05-SIGN-FY2007**



IR07727SIGNS8.dgn 12/05/07

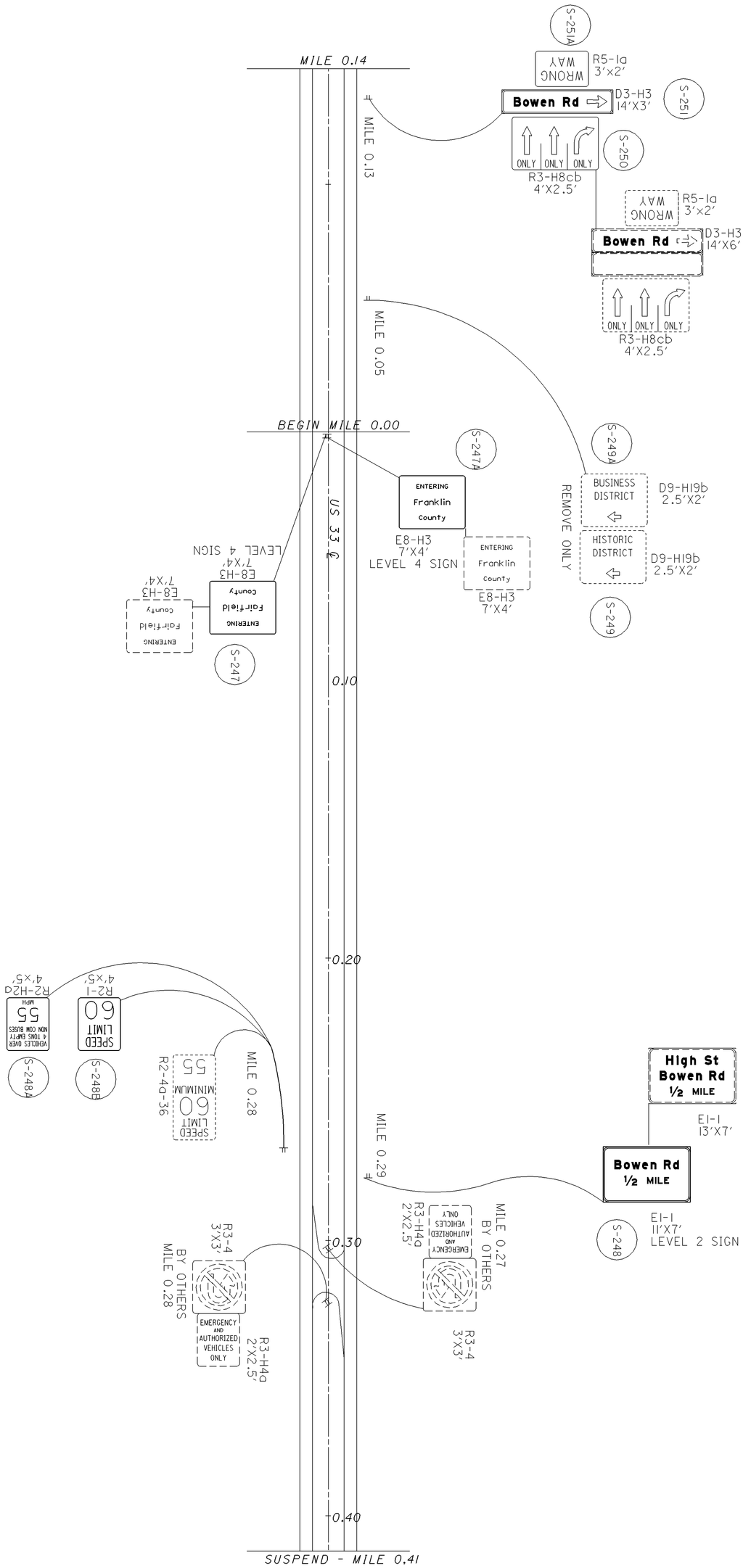


FOR QUANTITIES SEE SHEET 120.



D05-SIGN-FY2007

FAIRFIELD COUNTY
MILE 0.00 TO MILE 0.41

0 100 50 200
HORIZONTAL SCALE IN FEET

CALCULATED SKW
CHECKED BFB

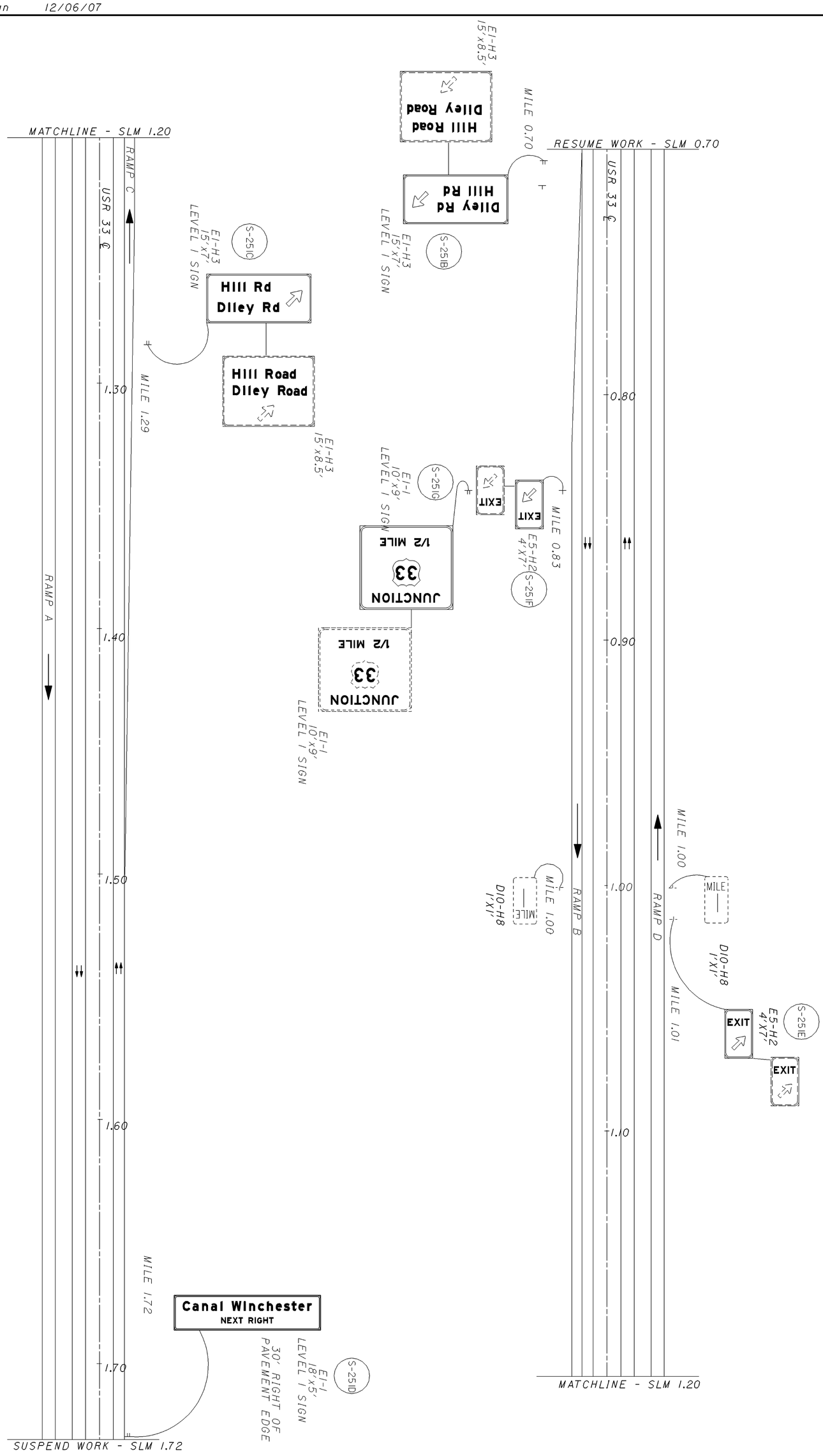


FOR QUANTITIES SEE SHEET 120.



D05-SIGN-FY2007

FAIRFIELD COUNTY
LOCATIONS MILE 0.70 AND MILE 1.25

0 100 50 200
HORIZONTAL SCALE IN FEET

CALCULATED SKW
CHECKED BFB

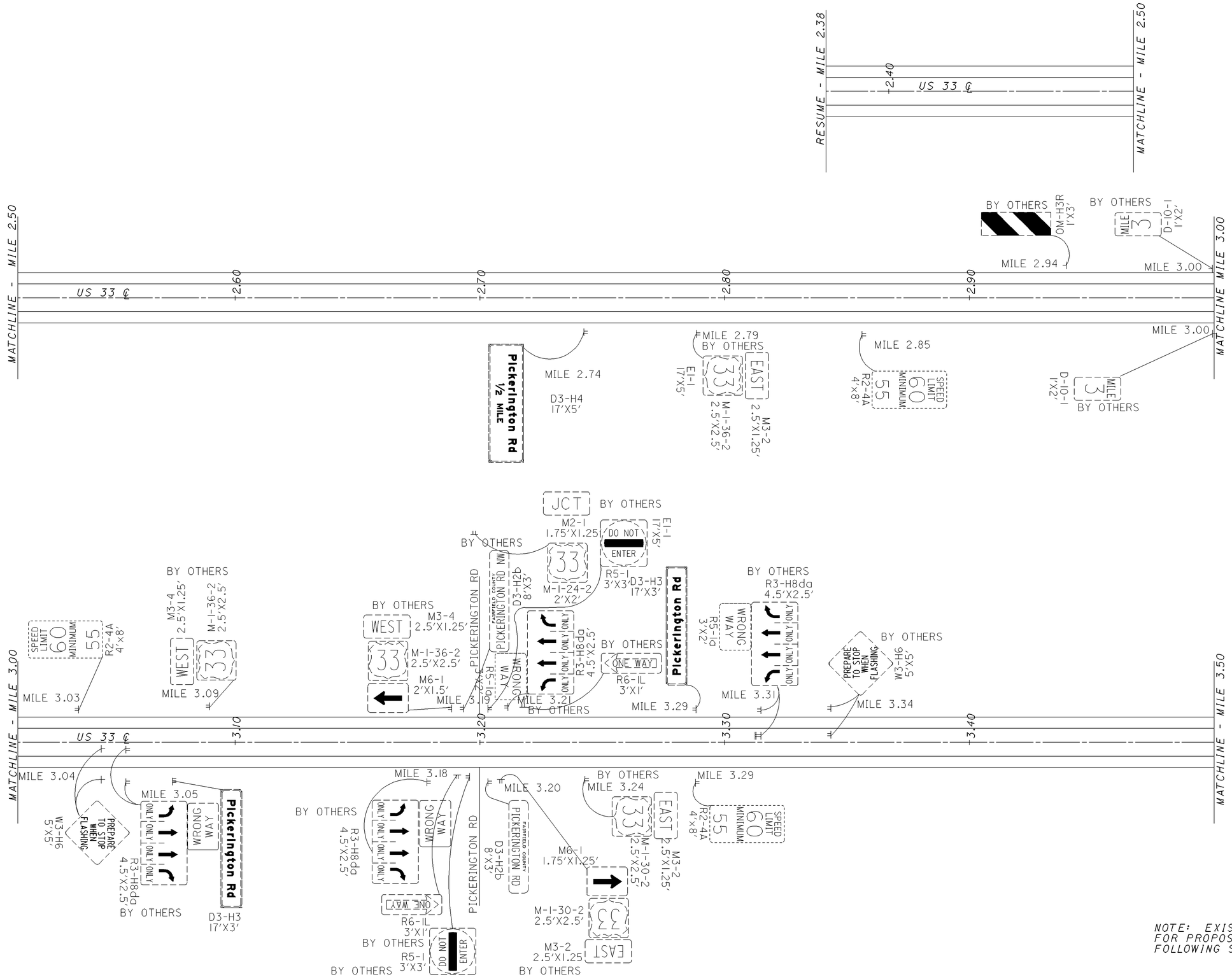


NOTE: EXISTING SIGNS ONLY.
FOR PROPOSED SIGNS SEE
FOLLOWING SHEET.

CALCULATED SKW
CHECKED BFB

0 50 100 200
HORIZONTAL SCALE IN FEET

# FAIRFIELD COUNTY
## MILE 2.38 TO MILE 3.50 (EXISTING)

D05-SIGN-FY2007



FA133002SIGNS8.dgn 11/16/07

FOR QUANTITIES SEE SHEET 120.

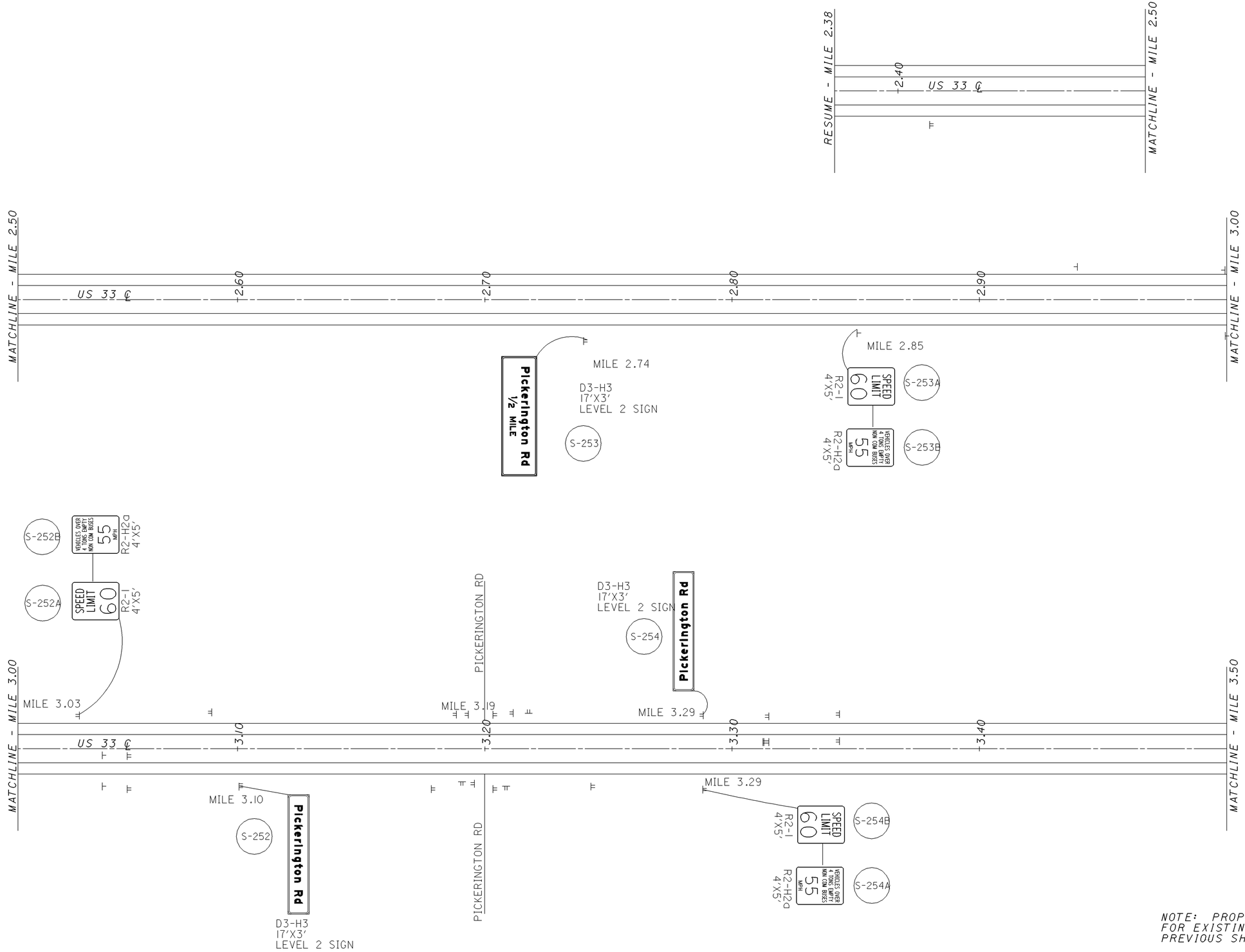


NOTE: PROPOSED SIGNS ONLY.
FOR EXISTING SIGNS SEE
PREVIOUS SHEET.

CALCULATED SKW
CHECKED BFB

0 50 100 200
HORIZONTAL SCALE IN FEET

**FAIRFIELD COUNTY**
**MILE 2.38 TO MILE 3.50 (PROPOSED)**

**D05-SIGN-FY2007**



FAI33002A8SIGNS8.dgn 11/16/07

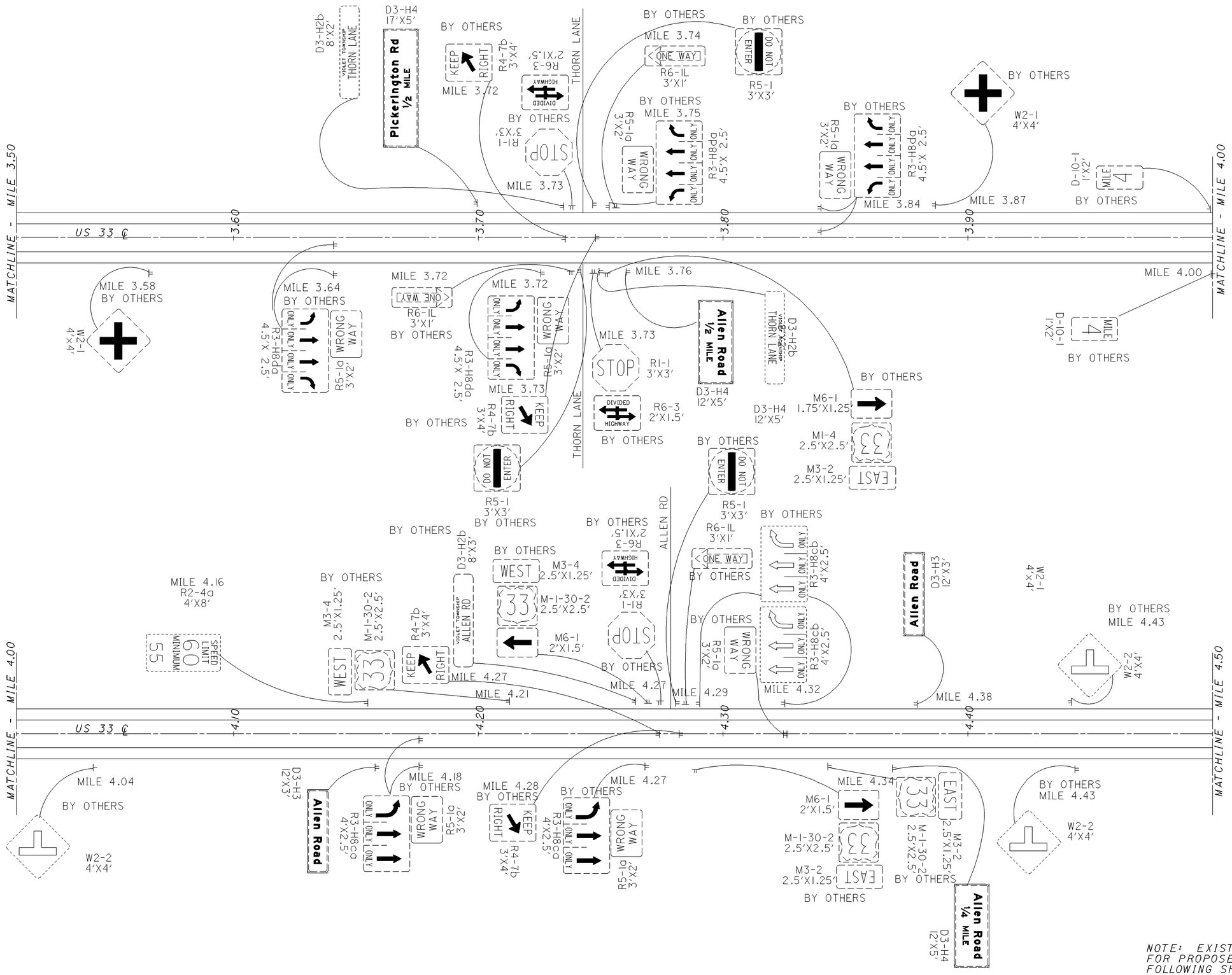


NOTE: EXISTING SIGNS ONLY.
FOR PROPOSED SIGNS SEE
FOLLOWING SHEET.

CALCULATED SKW
CHECKED BFB

HORIZONTAL SCALE IN FEET
0 50 100 200

# FAIRFIELD COUNTY
## MILE 3.50 TO MILE 4.50 (EXISTING)

D05-SIGN-FY2007

FAI33003SIGNS8.dgn 11/16/07

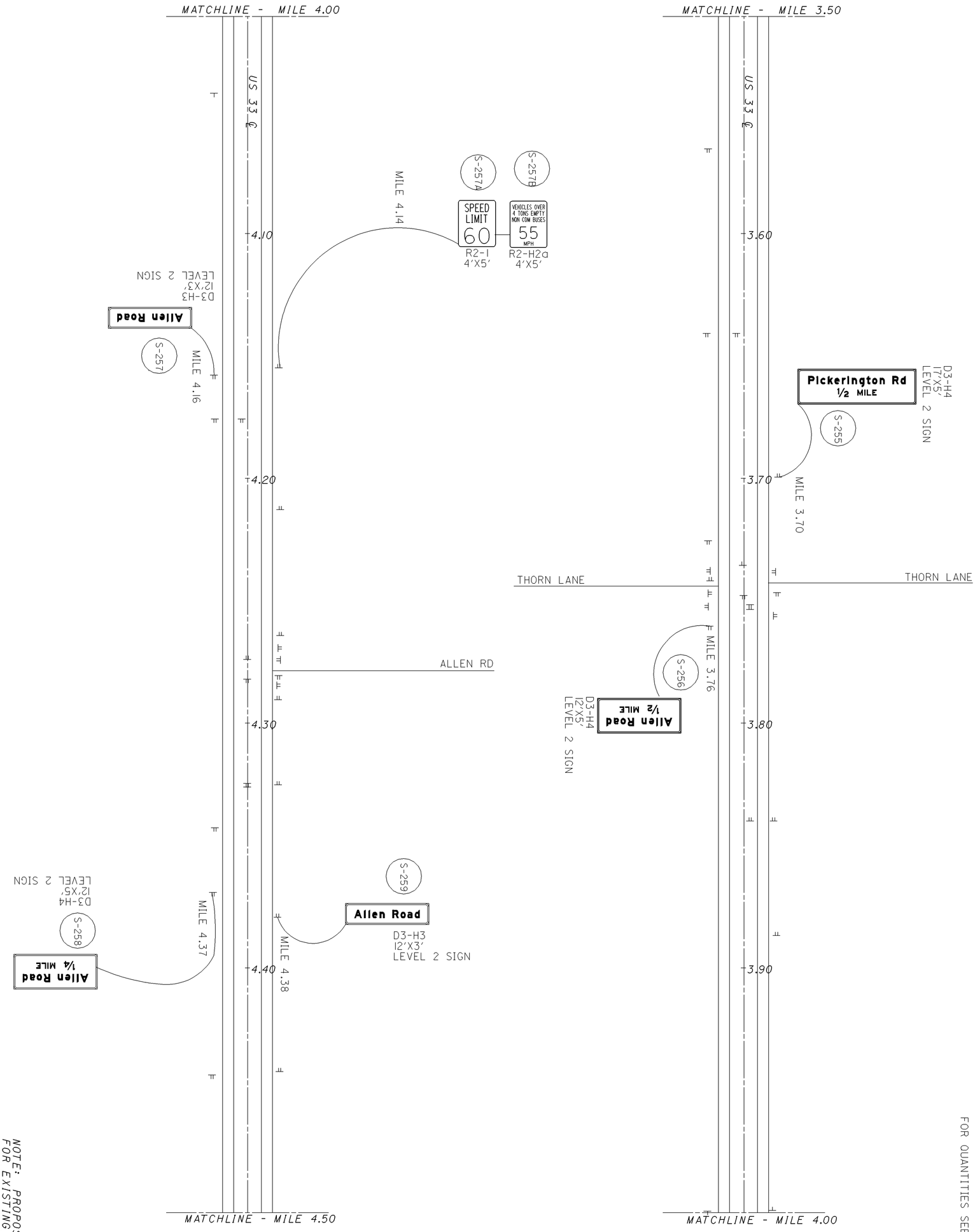


NOTE: PROPOSED SIGNS ONLY. FOR EXISTING SIGNS SEE PREVIOUS SHEET.

FOR QUANTITIES SEE SHEET 120.



D05-SIGN-FY2007

FAIRFIELD COUNTY
MILE 3.50 TO MILE 4.50 (PROPOSED)

0 50 100 200
HORIZONTAL SCALE IN FEET

CALCULATED SKW
CHECKED BFB

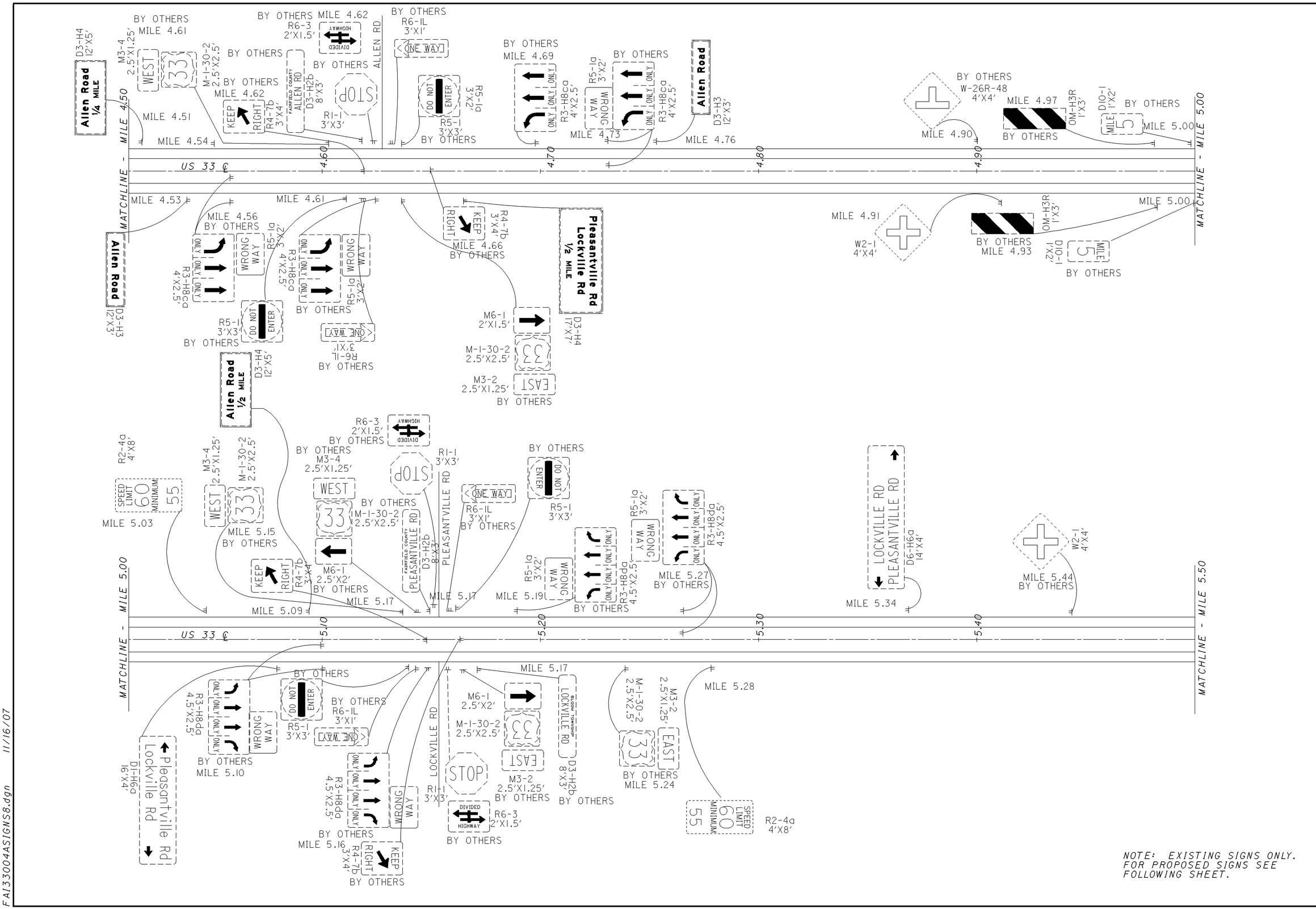


NOTE: EXISTING SIGNS ONLY. FOR PROPOSED SIGNS SEE FOLLOWING SHEET.

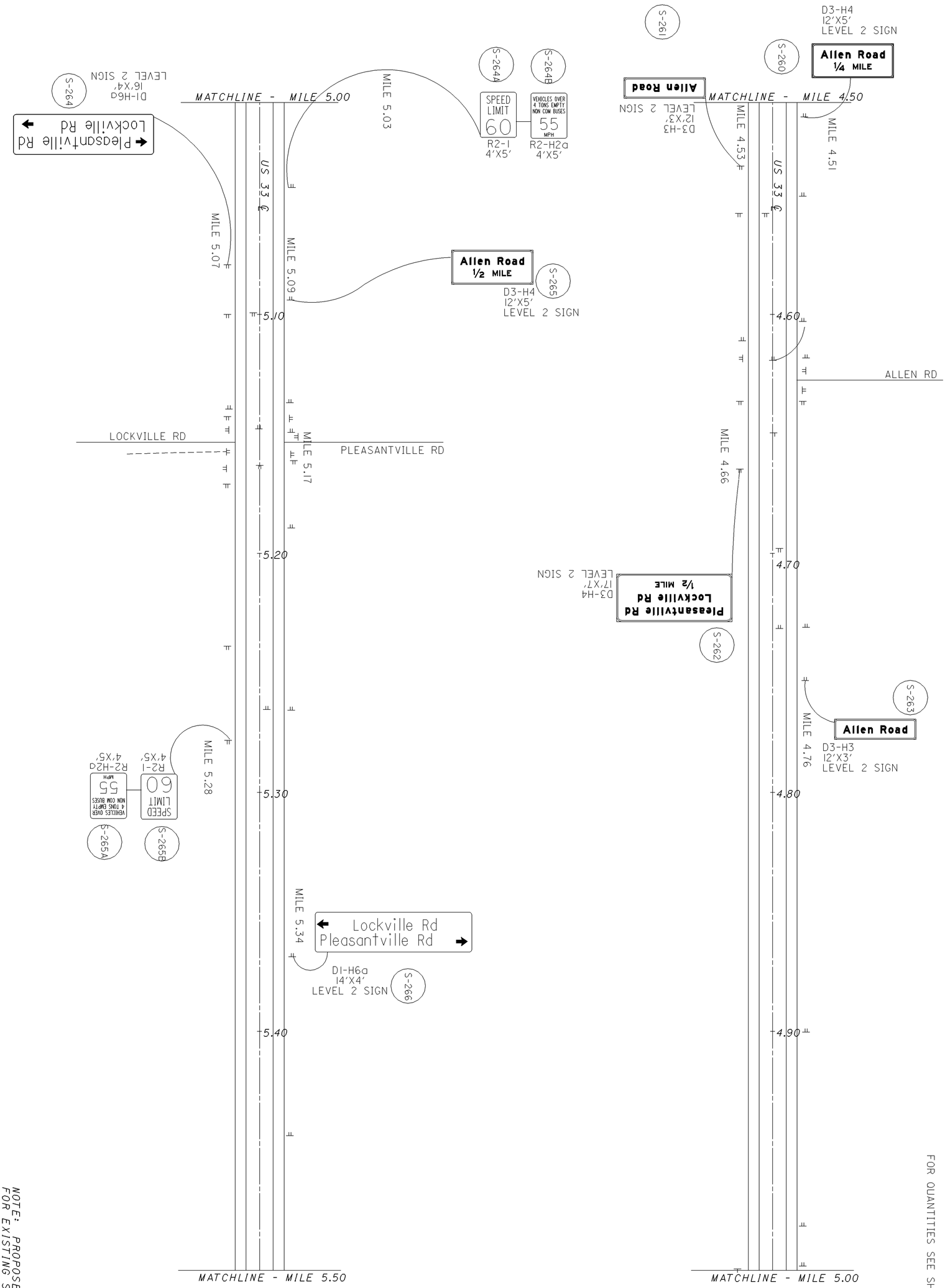


NOTE: PROPOSED SIGNS ONLY.
FOR EXISTING SIGNS SEE
PREVIOUS SHEET.

FOR QUANTITIES SEE SHEET 121.



D05-SIGN-FY2007

FAIRFIELD COUNTY
MILE 3.50 TO MILE 4.50 (PROPOSED)

0 100
50 200
HORIZONTAL SCALE IN FEET

CALCULATED SKW
CHECKED BFB

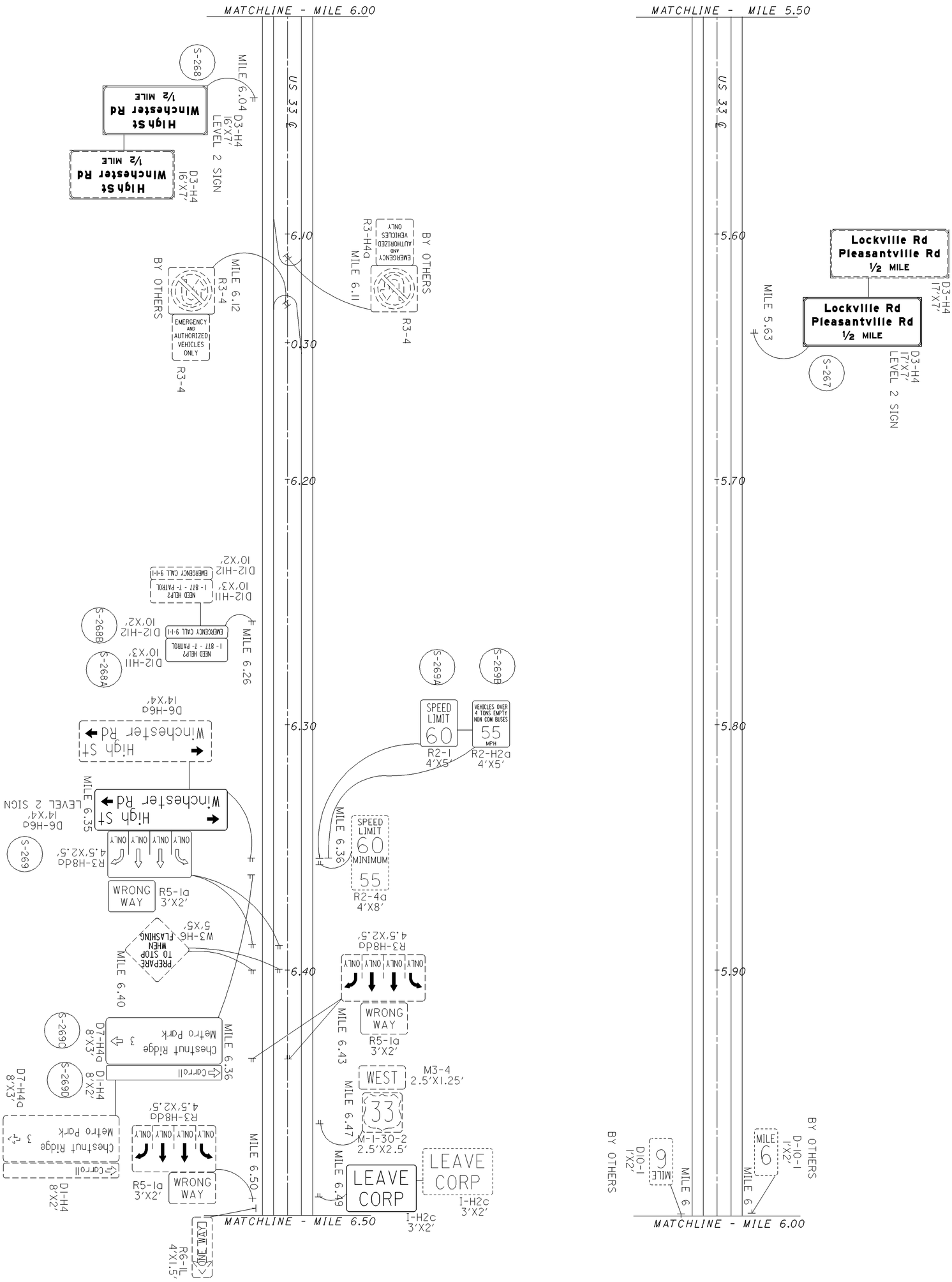


FOR QUANTITIES SEE SHEET 121.



D05-SIGN-FY2007

FAIRFIELD COUNTY
MILE 5.50 TO MILE 6.50

0 100
50 200
HORIZONTAL SCALE IN FEET

CALCULATED SKW
CHECKED BFB

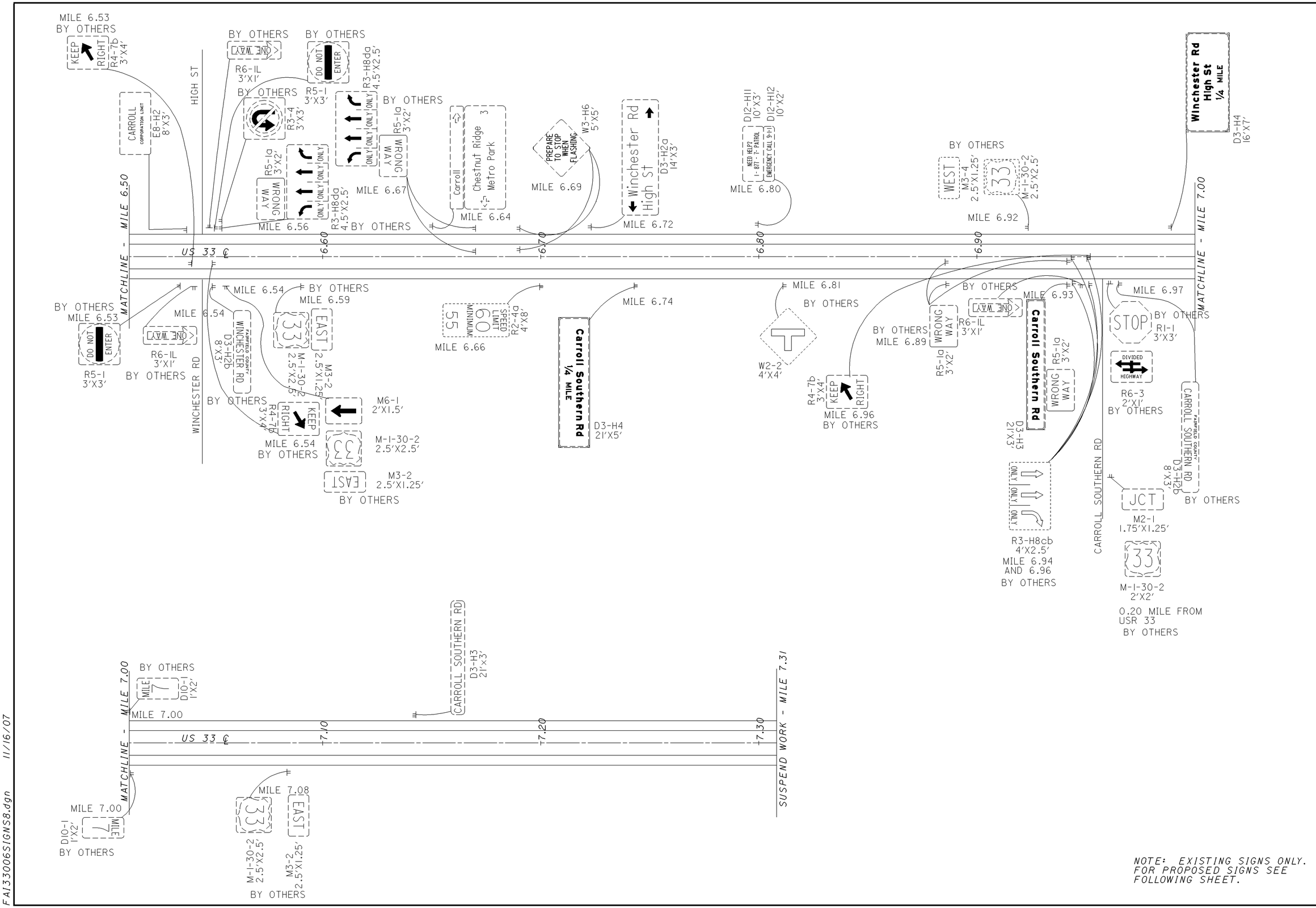


NOTE: EXISTING SIGNS ONLY.
FOR PROPOSED SIGNS SEE
FOLLOWING SHEET.

CALCULATED SKW
CHECKED BFB

0 50 100 200
HORIZONTAL SCALE IN FEET

# FAIRFIELD COUNTY
# MILE 6.50 TO MILE 7.31 (EXISTING)

D05-SIGN-FY2007



FAI33006SIGNS8.dgn 11/16/07

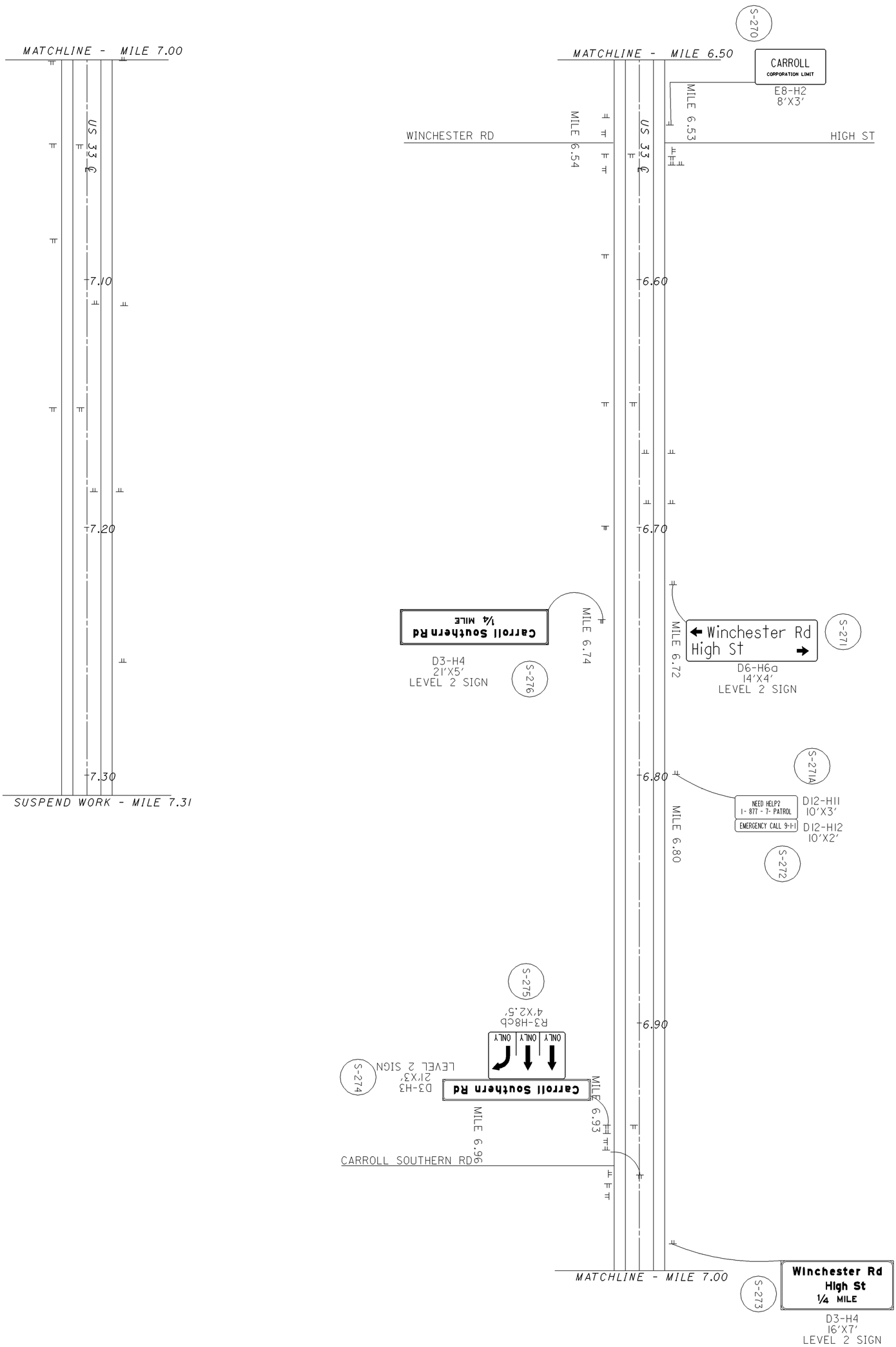


NOTE: PROPOSED SIGNS ONLY. FOR EXISTING SIGNS SEE PREVIOUS SHEET.

FOR QUANTITIES SEE SHEET 121.



D05-SIGN-FY2007

FAIRFIELD COUNTY
MILE 6.50 TO MILE 7.31 (PROPOSED)

0 100 50 200
HORIZONTAL SCALE IN FEET

CALCULATED SKW
CHECKED BFB

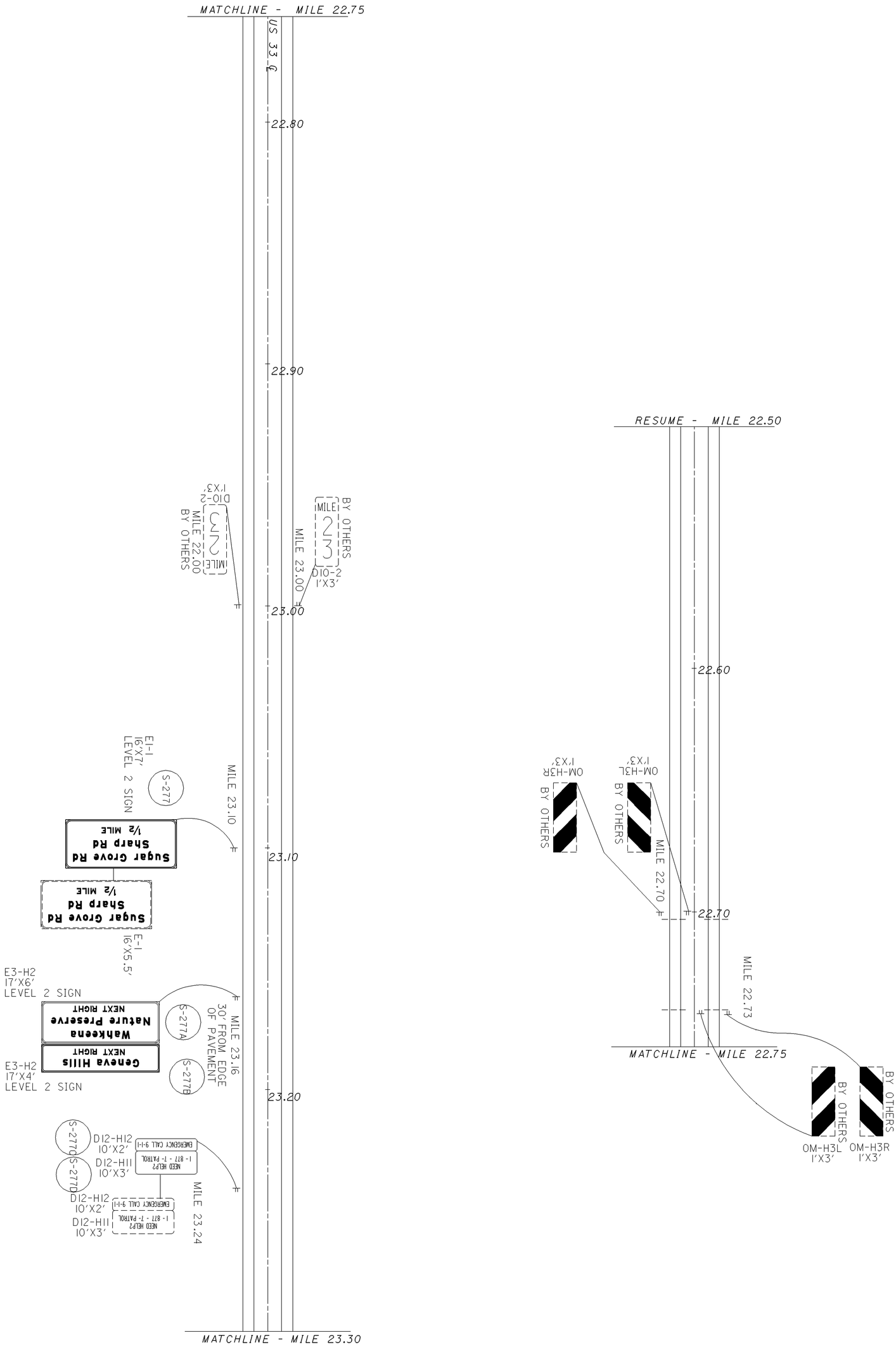


FOR QUANTITIES SEE SHEET 121.



**D05-SIGN-FY2007**

**FAIRFIELD COUNTY**
**MILE 22.50 TO MILE 23.30**

0 100
50 200
HORIZONTAL SCALE IN FEET

CALCULATED SKW
CHECKED BFB

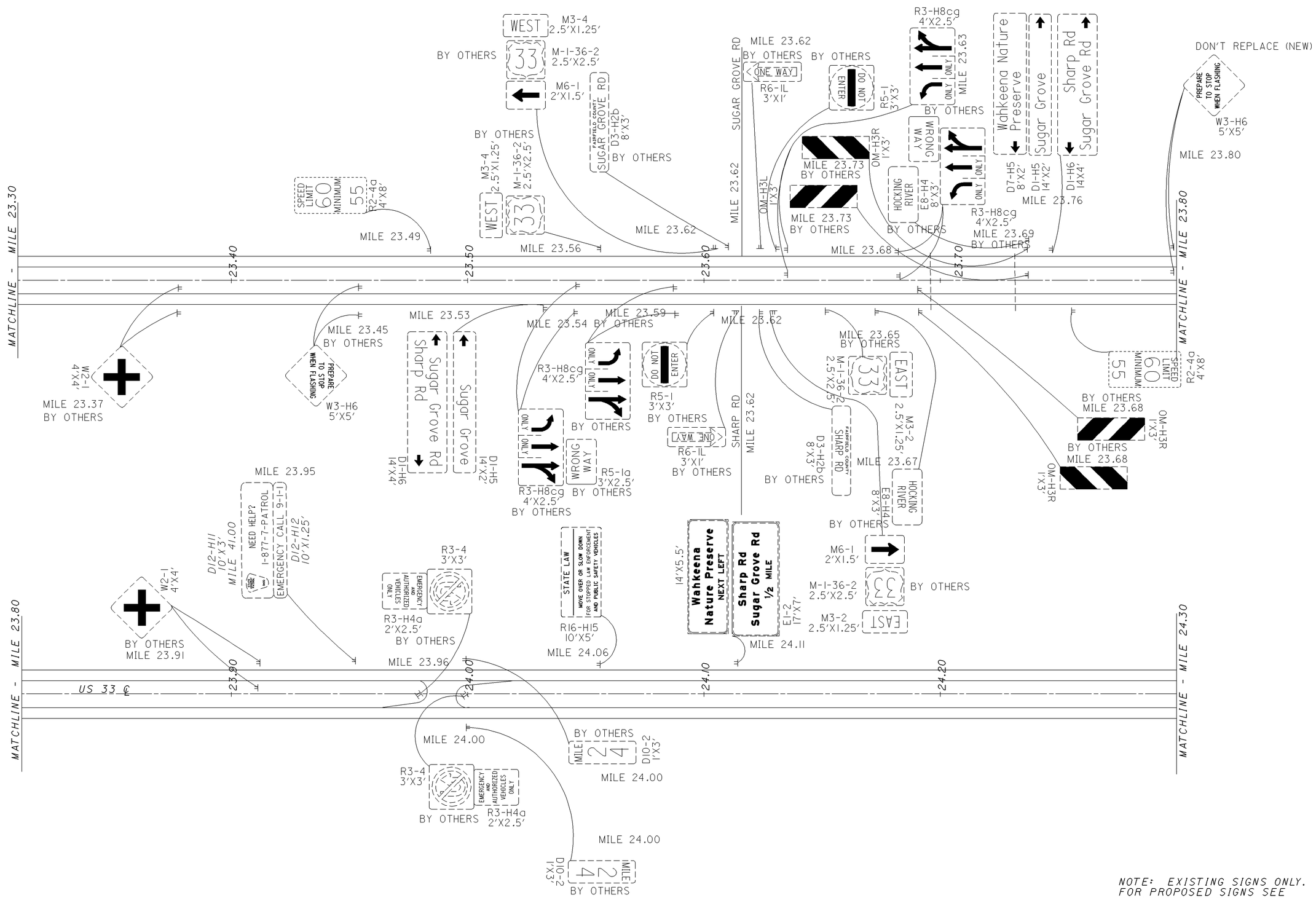


NOTE: EXISTING SIGNS ONLY. FOR PROPOSED SIGNS SEE FOLLOWING SHEET.

CALCULATED SKW
CHECKED BFB

HORIZONTAL SCALE IN FEET 0 50 100 200

# FAIRFIELD COUNTY
## MILE 23.30 TO MILE 24.30 (EXISTING)

D05-SIGN-FY2007

FAI33008SIGNS8.dgn 11/15/07

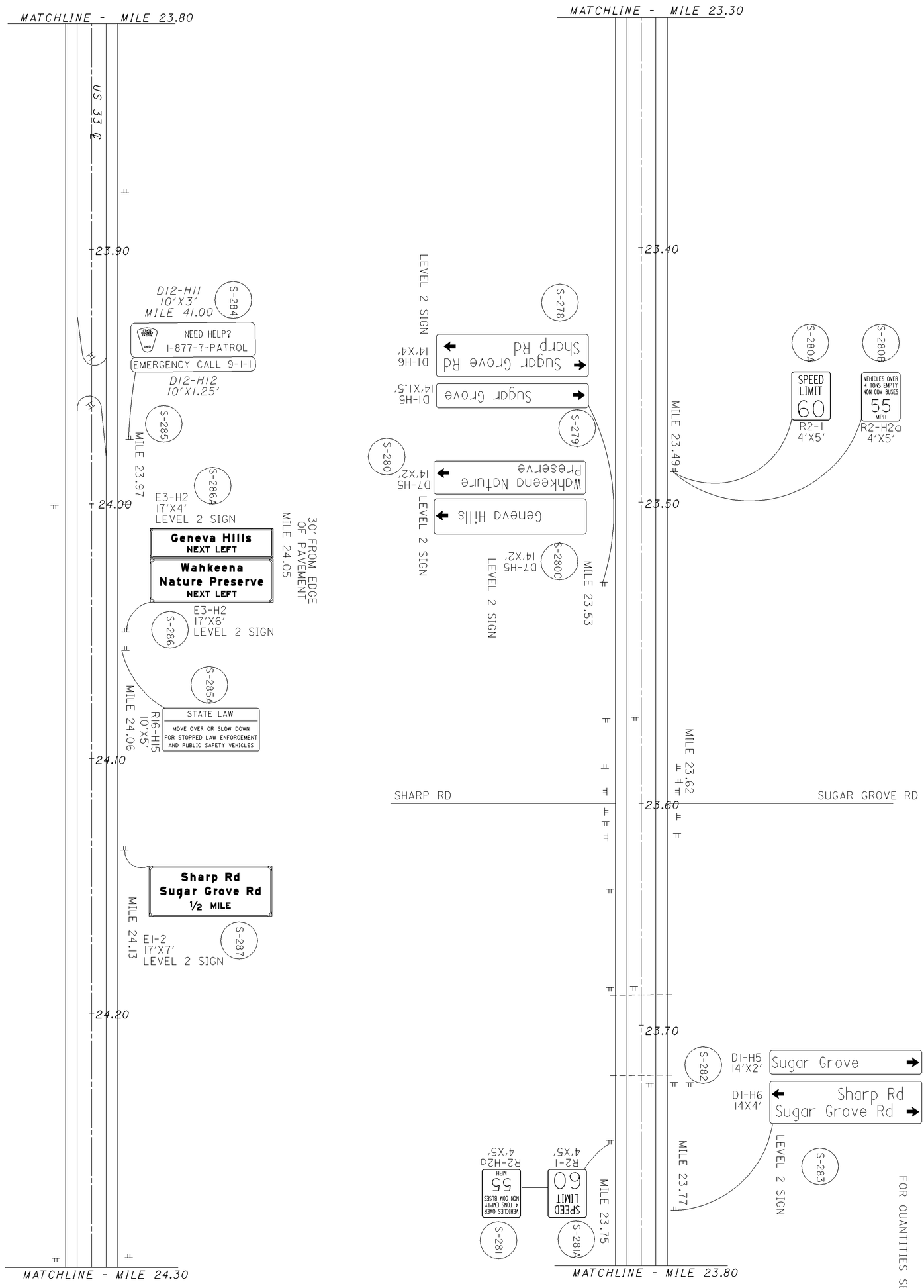


NOTE: PROPOSED SIGNS ONLY.
FOR EXISTING SIGNS SEE
PREVIOUS SHEET.

FOR QUANTITIES SEE SHEET 121.



D05-SIGN-FY2007

FAIRFIELD COUNTY
MILE 23.30 TO MILE 24.30 (PROPOSED)

0 100
50 200
HORIZONTAL
SCALE IN FEET

CALCULATED SKW
CHECKED BFB

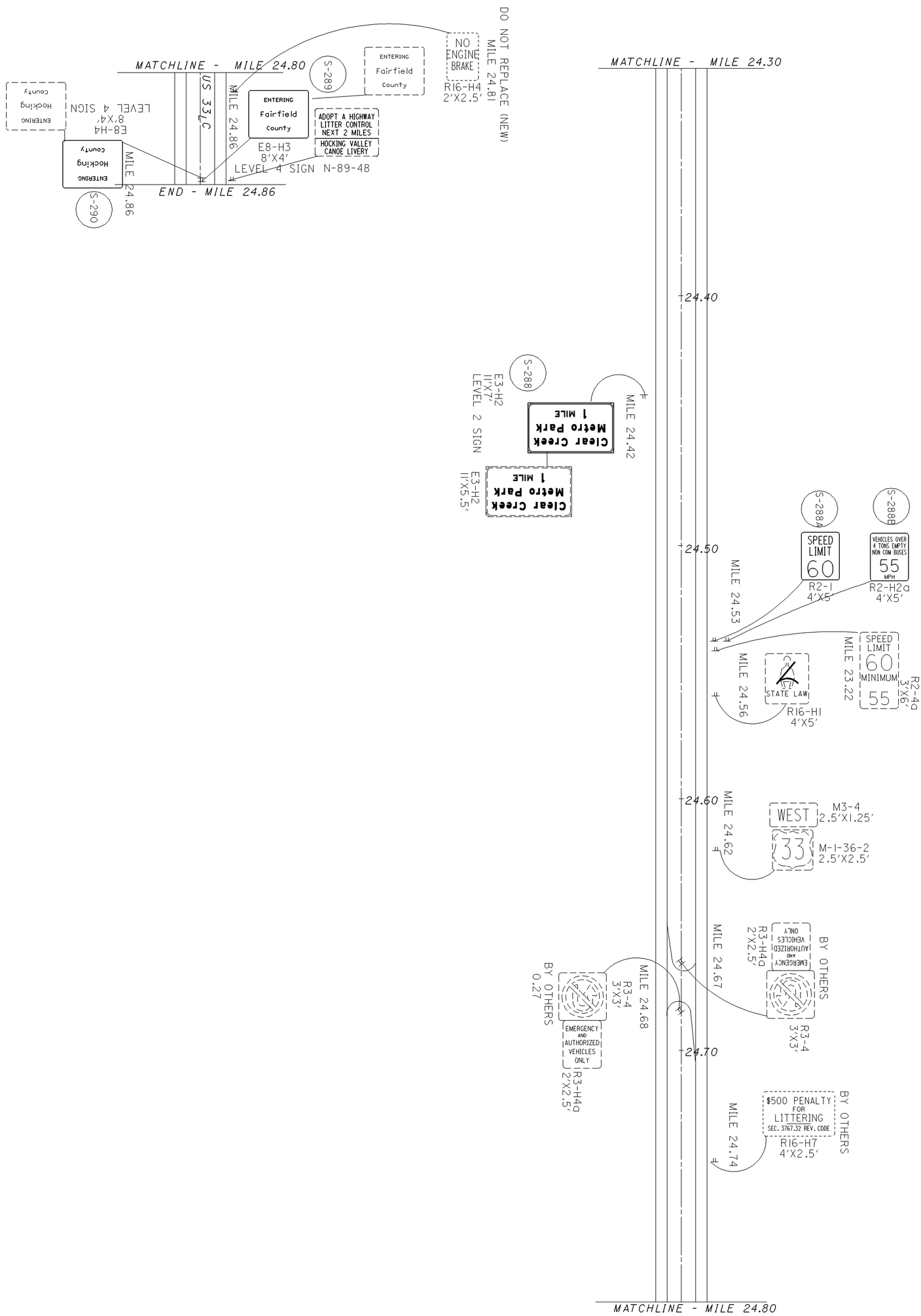


FOR QUANTITIES SEE SHEET 122.



D05-SIGN-FY2007

FAIRFIELD COUNTY
MILE 24.30TO MILE 24.86

HORIZONTAL SCALE IN FEET 0 50 100 200

CALCULATED SKW
CHECKED BFB

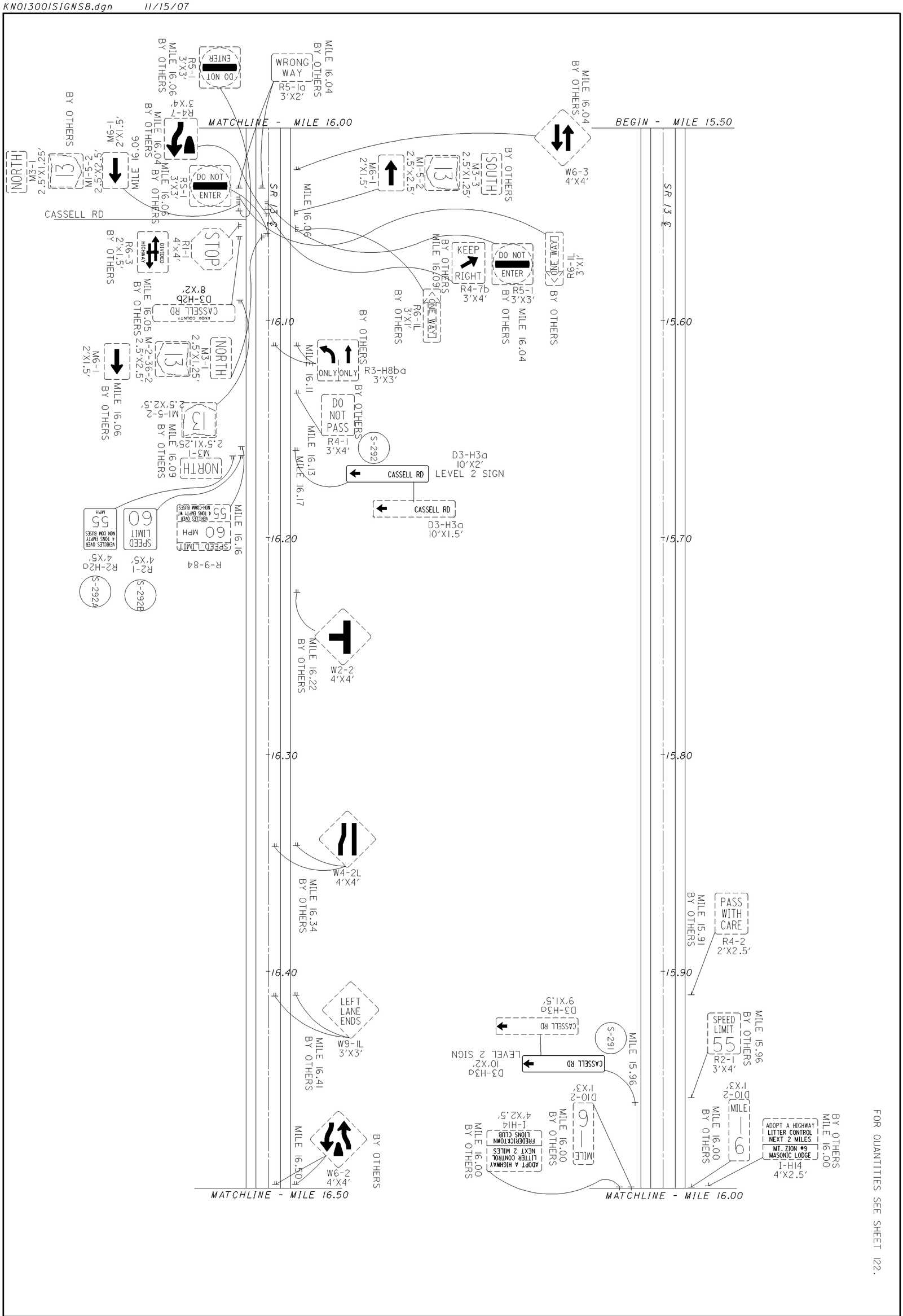


FOR QUANTITIES SEE SHEET 122.



**D05-SIGN-FY2007**

**KNOX COUNTY - SR 13**
**MILE 15.50 TO MILE 16.50**

0 50 100 200
HORIZONTAL SCALE IN FEET

CALCULATED SKW
CHECKED BFB

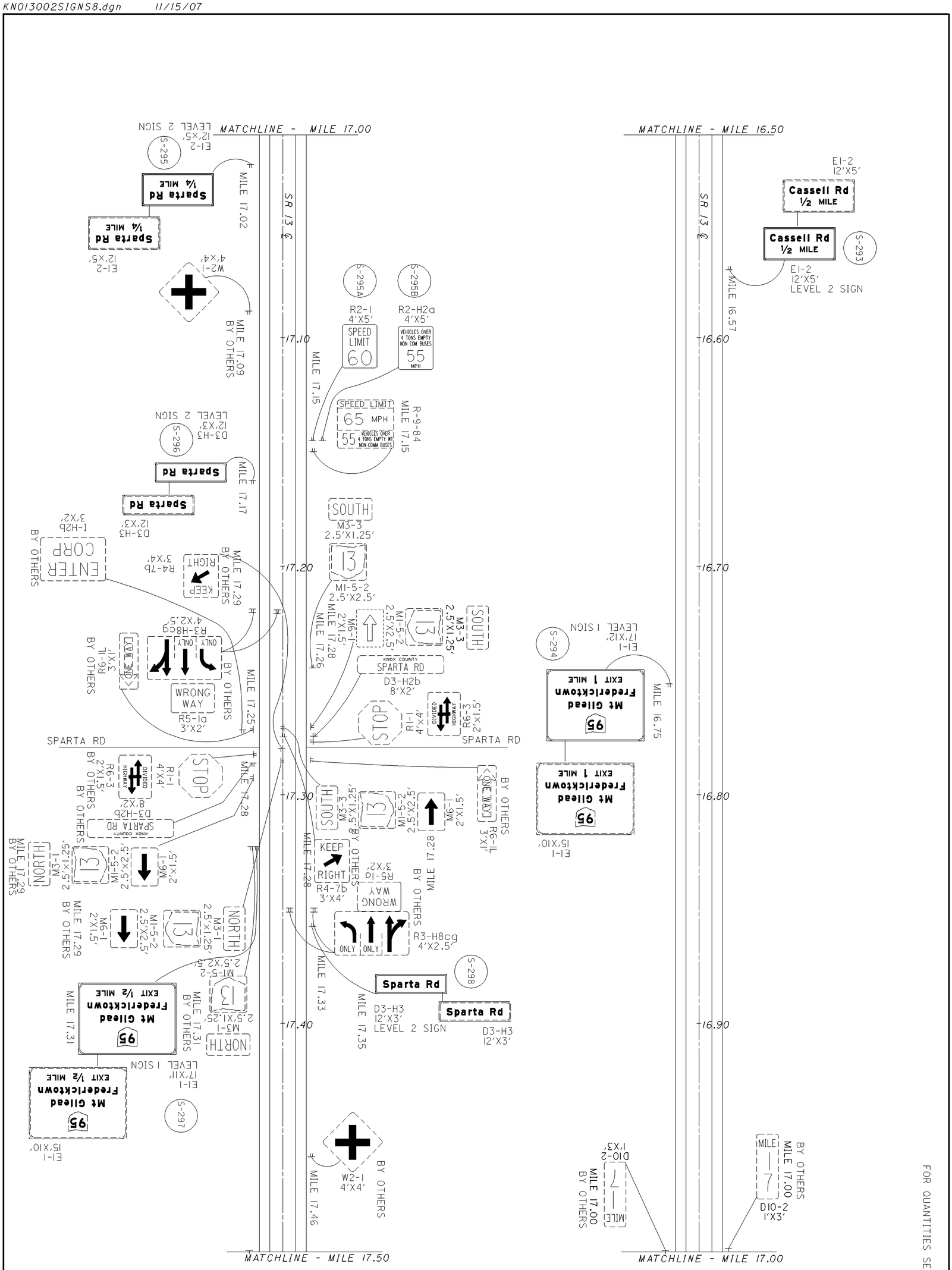




D05-SIGN-FY2007

KNOX COUNTY - SR 13
MILE 16.50 TO MILE 17.50

HORIZONTAL SCALE IN FEET 0 50 100 200

CALCULATED SKW
CHECKED BFB

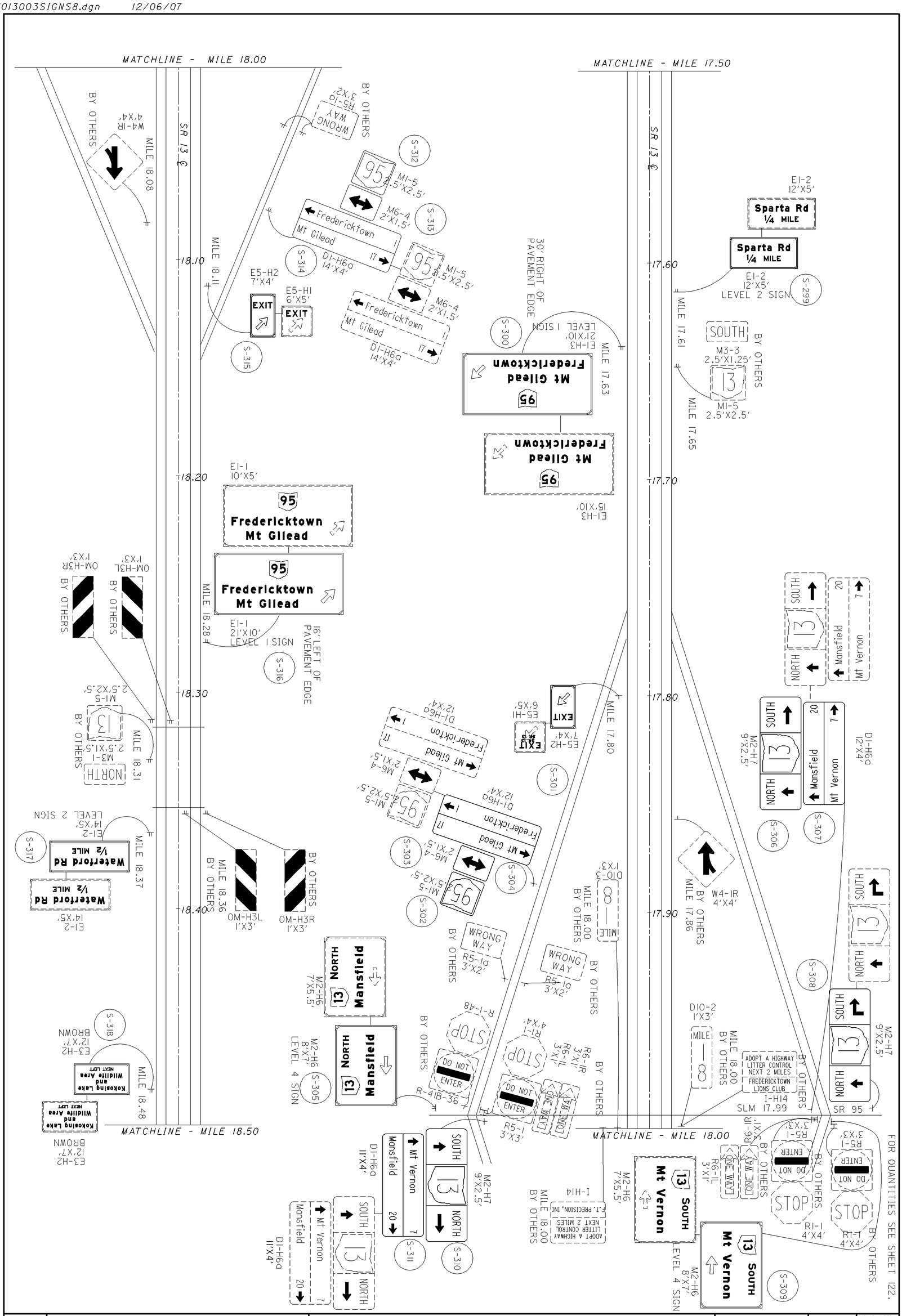


| | | | |
|---|---|---|---|
| 57 / 145 | D05-SIGN-FY2007 | KNOX COUNTY - SR 13<br>MILE 17.50 TO MILE 18.50 | HORIZONTAL SCALE IN FEET 0 50 100 200<br>CALCULATED SKW<br>CHECKED BFB |

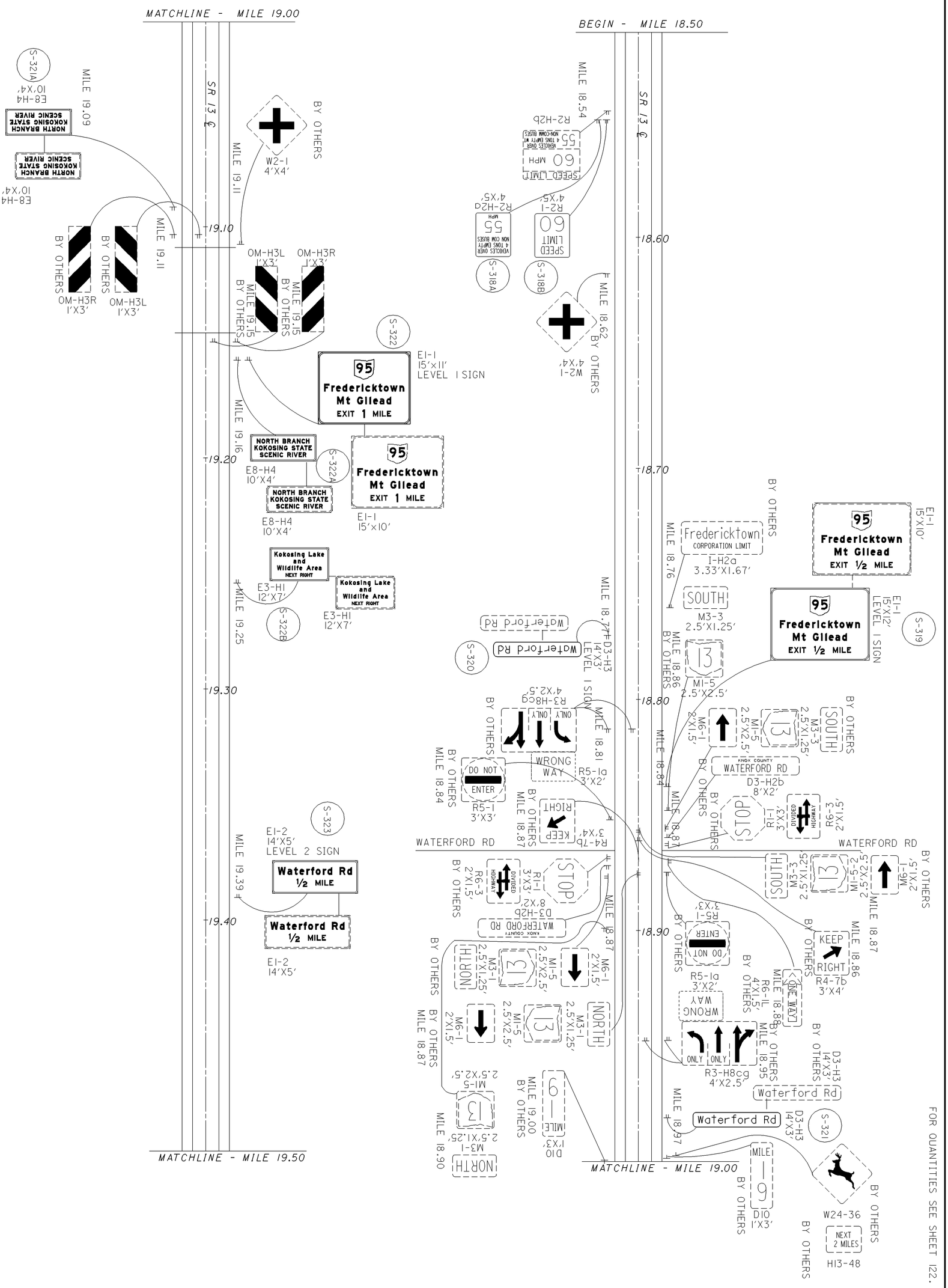


58
145

# KNOX COUNTY - SR 13
# MILE 18.50 TO MILE 19.50

0 50 100 200
HORIZONTAL SCALE IN FEET

CALCULATED SKB
CHECKED

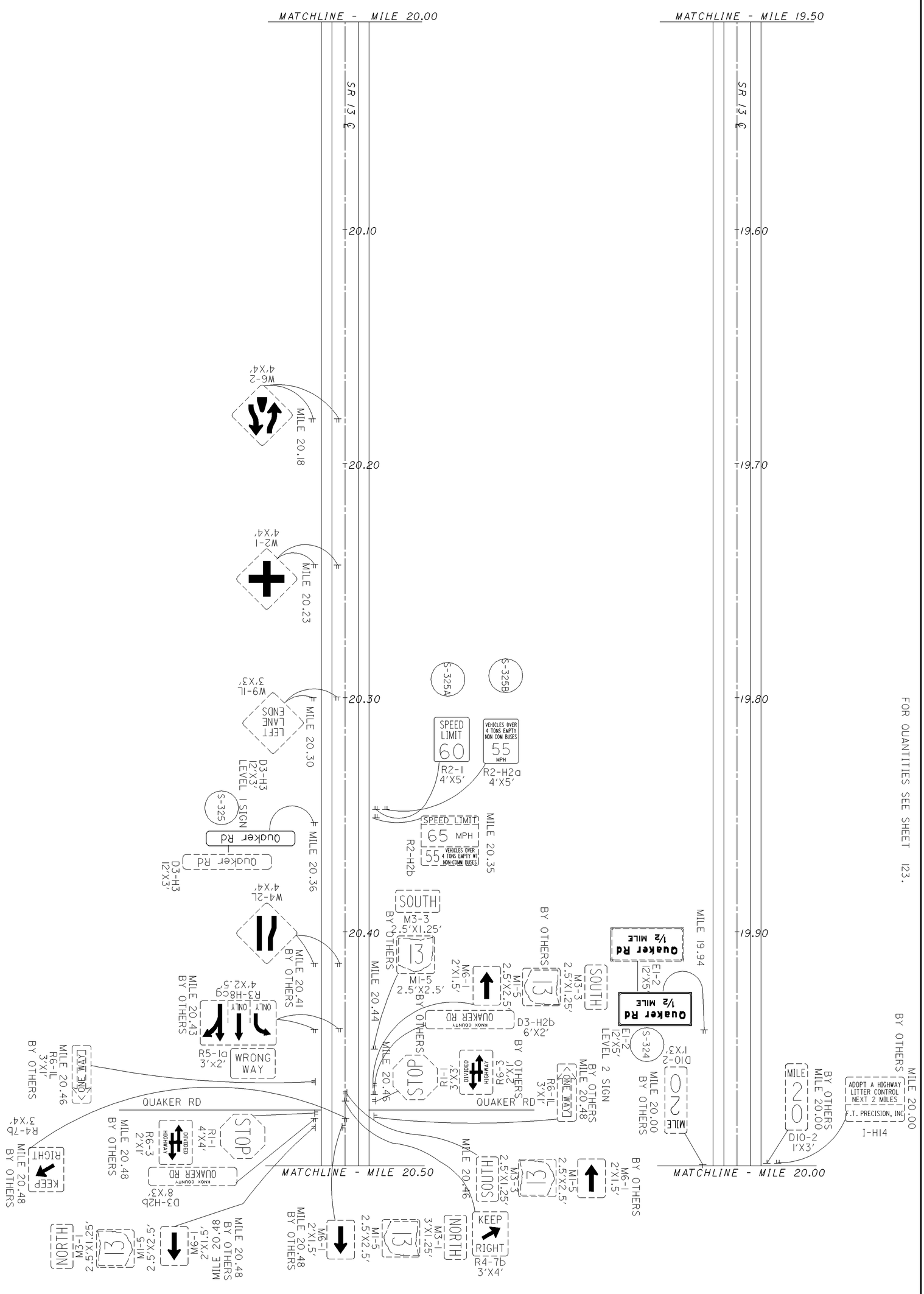


| | | | |
|---|---|---|---|
| 59 / 145 | D05-SIGN-FY2007 | KNOX COUNTY - SR 13<br>MILE 19.50 TO MILE 20.50 | HORIZONTAL SCALE IN FEET (0, 50, 100, 200)<br>CALCULATED SKW<br>CHECKED BFB |

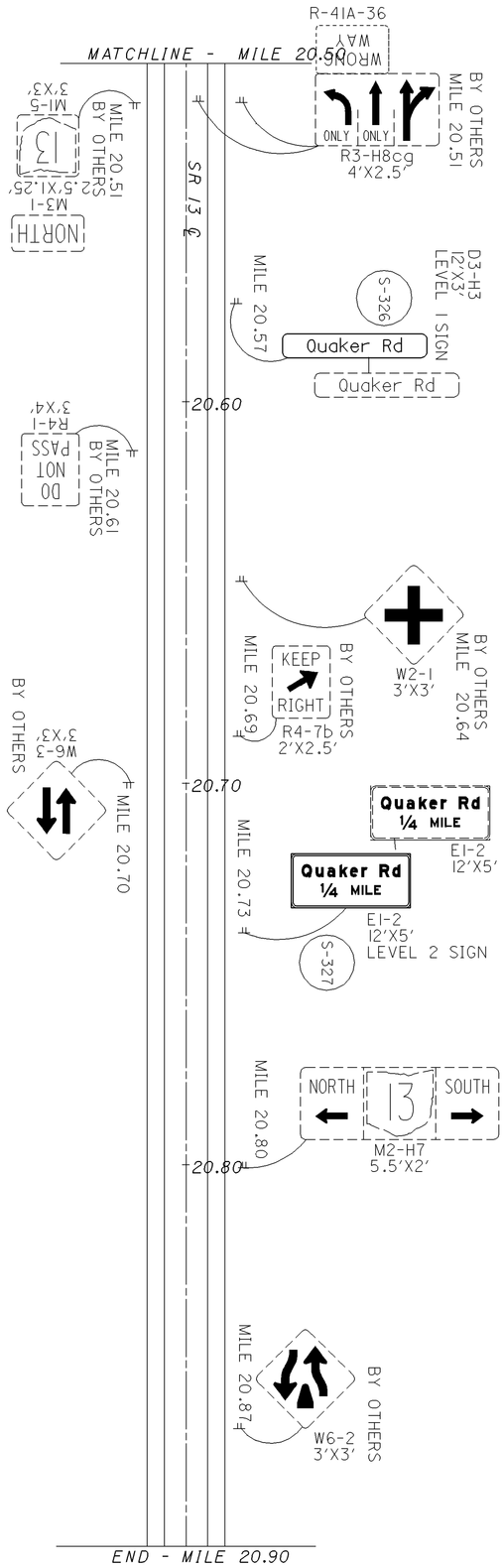


FOR QUANTITIES SEE SHEET 123.



D05-SIGN-FY2007

KNOX COUNTY - SR 13
MILE 20.50 TO MILE 20.90

0 100
50 200
HORIZONTAL SCALE IN FEET

CALCULATED SKW
CHECKED BFB

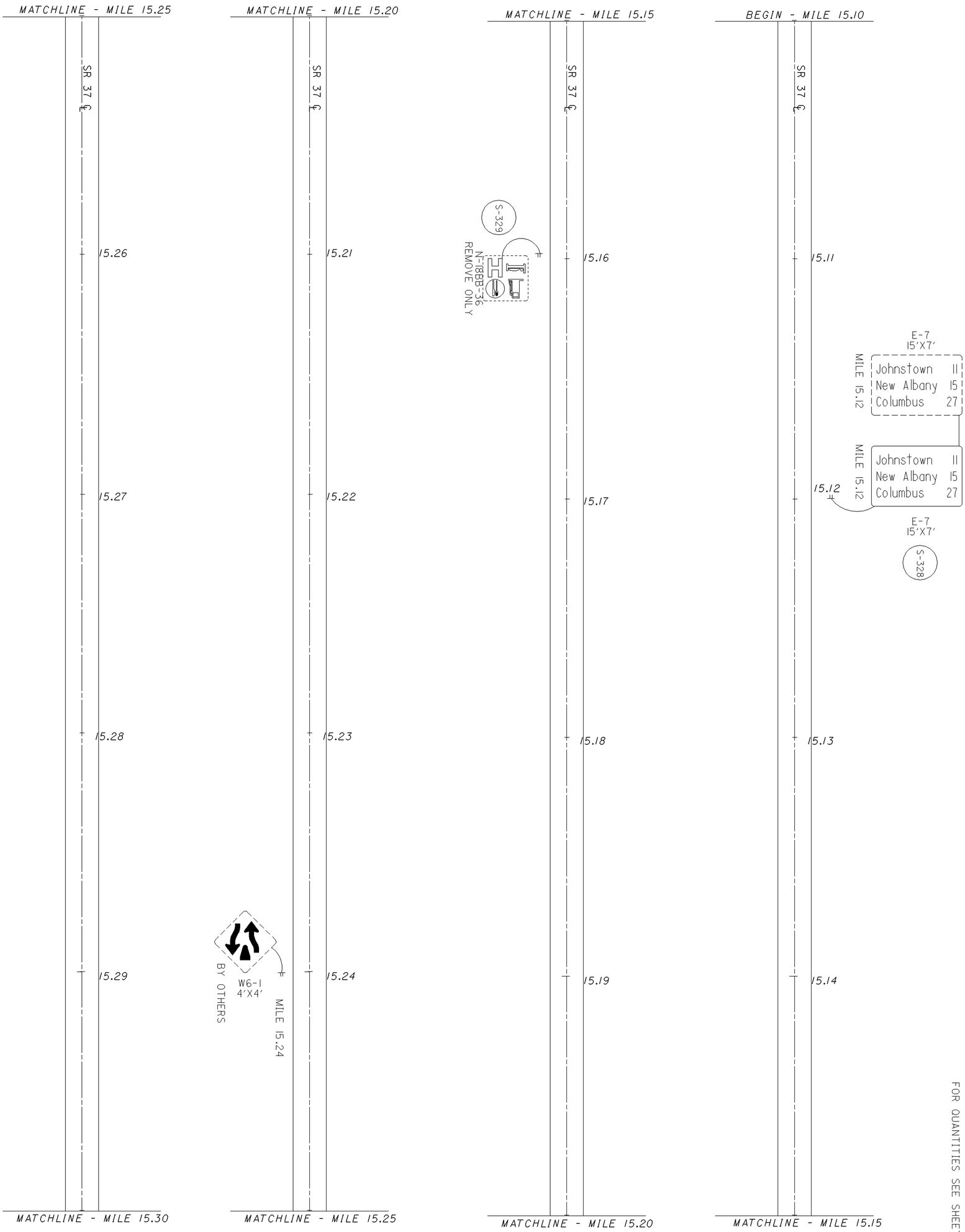


FOR QUANTITIES SEE SHEET 123.



**D05-SIGN-FY2007**

**LICKING COUNTY - SR 37**
**MILE 15.30 TO MILE 15.50**

0 100
50 200
HORIZONTAL SCALE IN FEET

CALCULATED SKW
CHECKED BFB

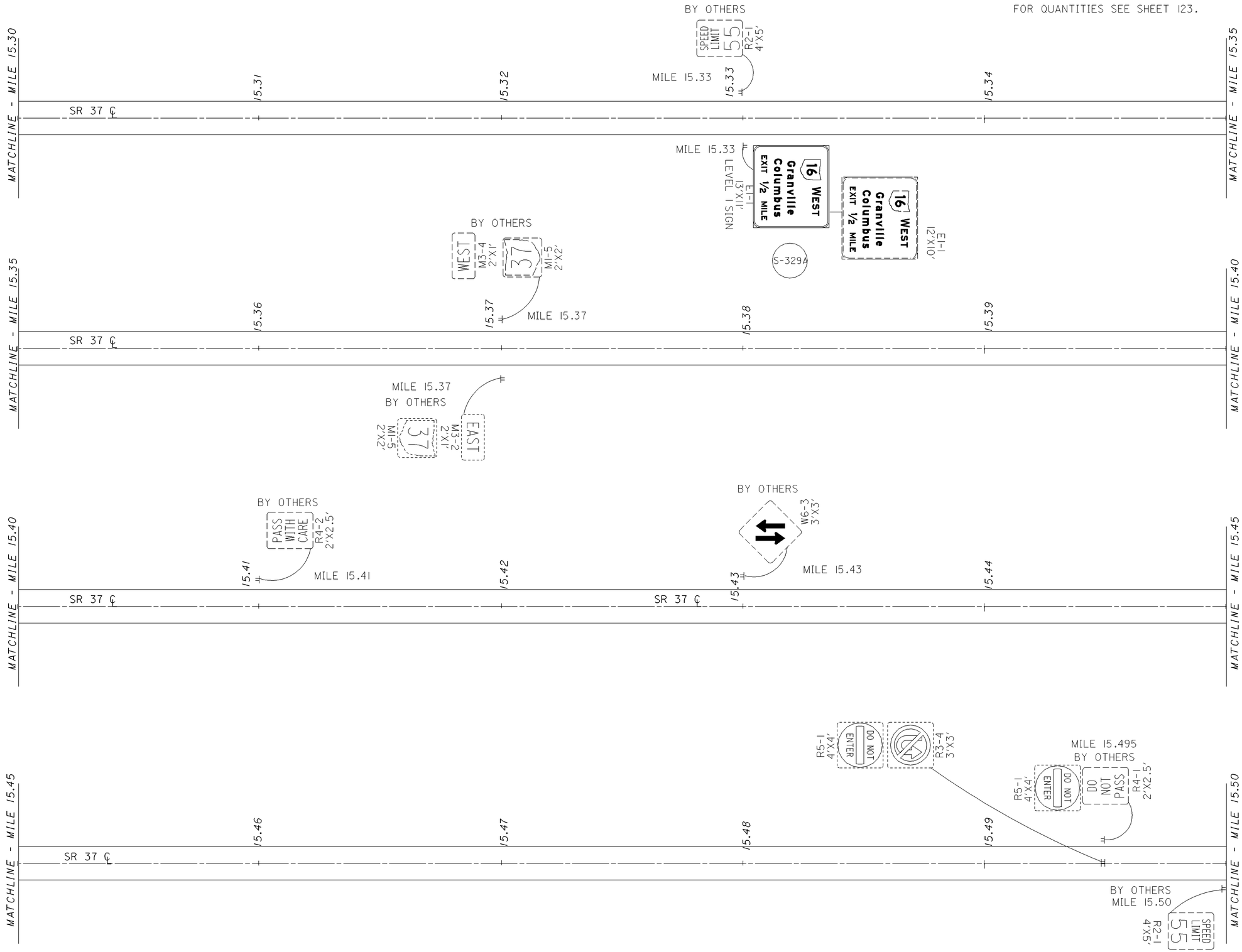


CALCULATED SKW
CHECKED BFB

HORIZONTAL SCALE IN FEET 0 50 100 200

# LICKING COUNTY SR 37
# MILE 15.30 TO MILE 15.50

## D05-SIGN-FY2007

LIC1600labSIGNS8.dgn 11/15/07

FOR QUANTITIES SEE SHEET 123.




CALCULATED SKW
CHECKED BFB

HORIZONTAL SCALE IN FEET 0 50 100 200

# LICKING COUNTY SR 37
## MILE 15.50 TO MILE 16.00

D05-SIGN-FY2007



LIC/600/SIGNS8.dgn 10/15/07

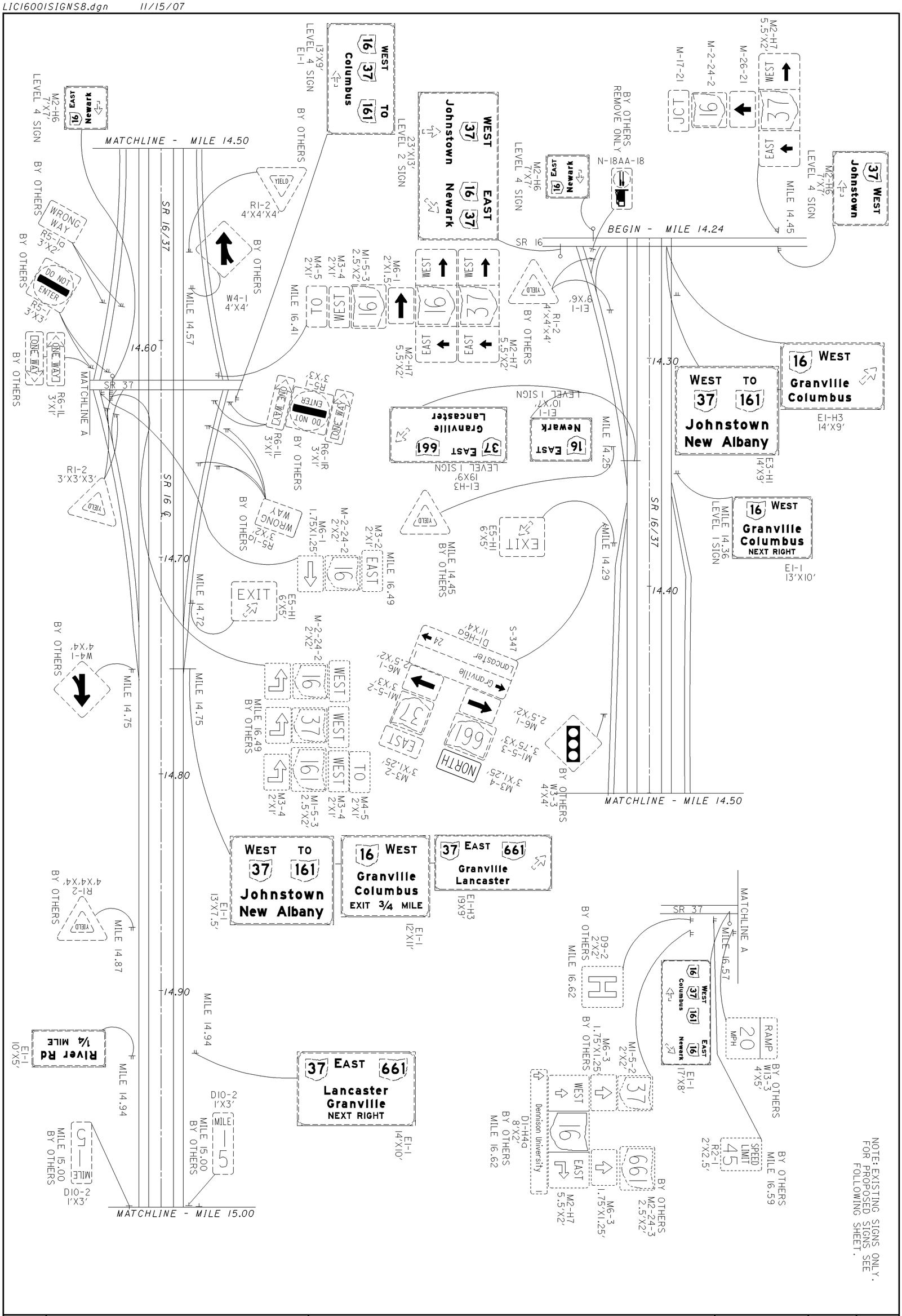


| | | | |
|---|---|---|---|
| 64 / 145 | D05-SIGN-FY2007 | LICKING COUNTY - SR 16<br>MILE 14.24 TO MILE 15.00 (EXISTING) | HORIZONTAL SCALE IN FEET (0 – 50 – 100 – 200)<br>CALCULATED SKW<br>CHECKED BFB |

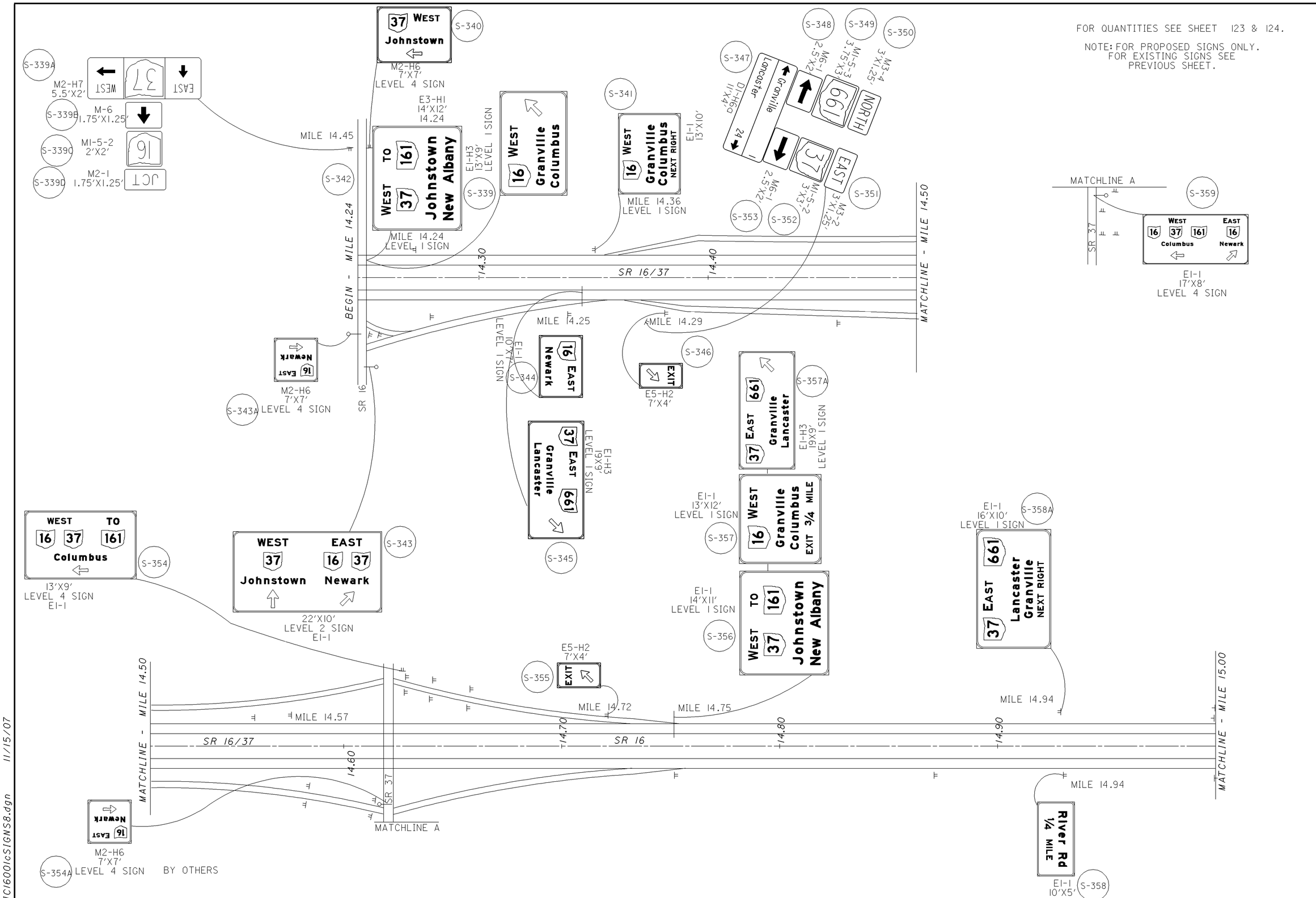


CALCULATED SKW
CHECKED BFB

HORIZONTAL SCALE IN FEET 0 50 100 200

# LICKING COUNTY - SR 16
# MILE 14.24 TO MILE 15.00 (PROPOSED)

D05-SIGN-FY2007



LIC1600\cSIGNS8.dgn 11/15/07

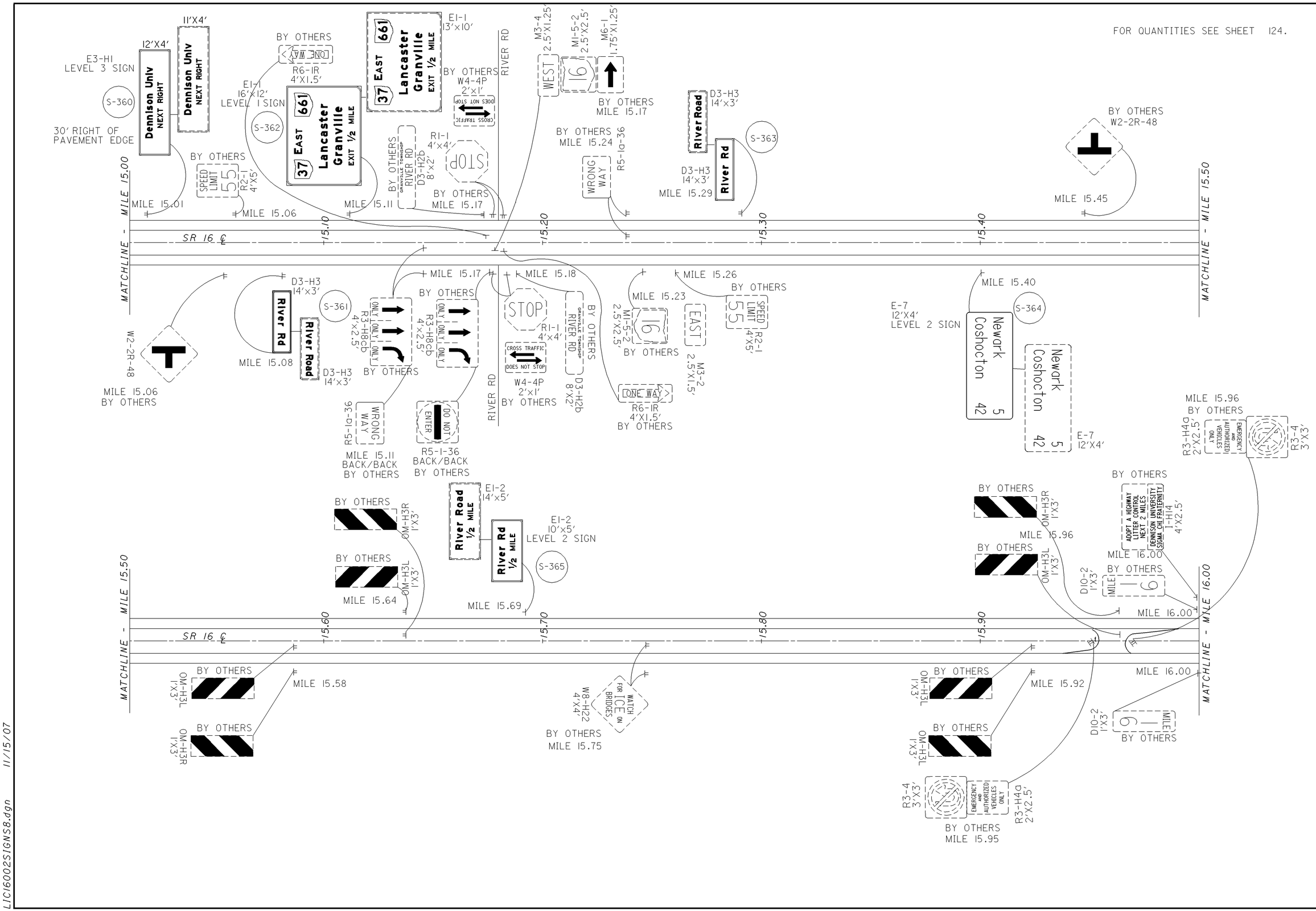


CALCULATED SKW
CHECKED BFB

HORIZONTAL SCALE IN FEET
0 50 100 200

# LICKING COUNTY - SR 16
# MILE 15.00 TO MILE 16.00

## D05-SIGN-FY2007

LIC16002SIGNS8.dgn 11/15/07

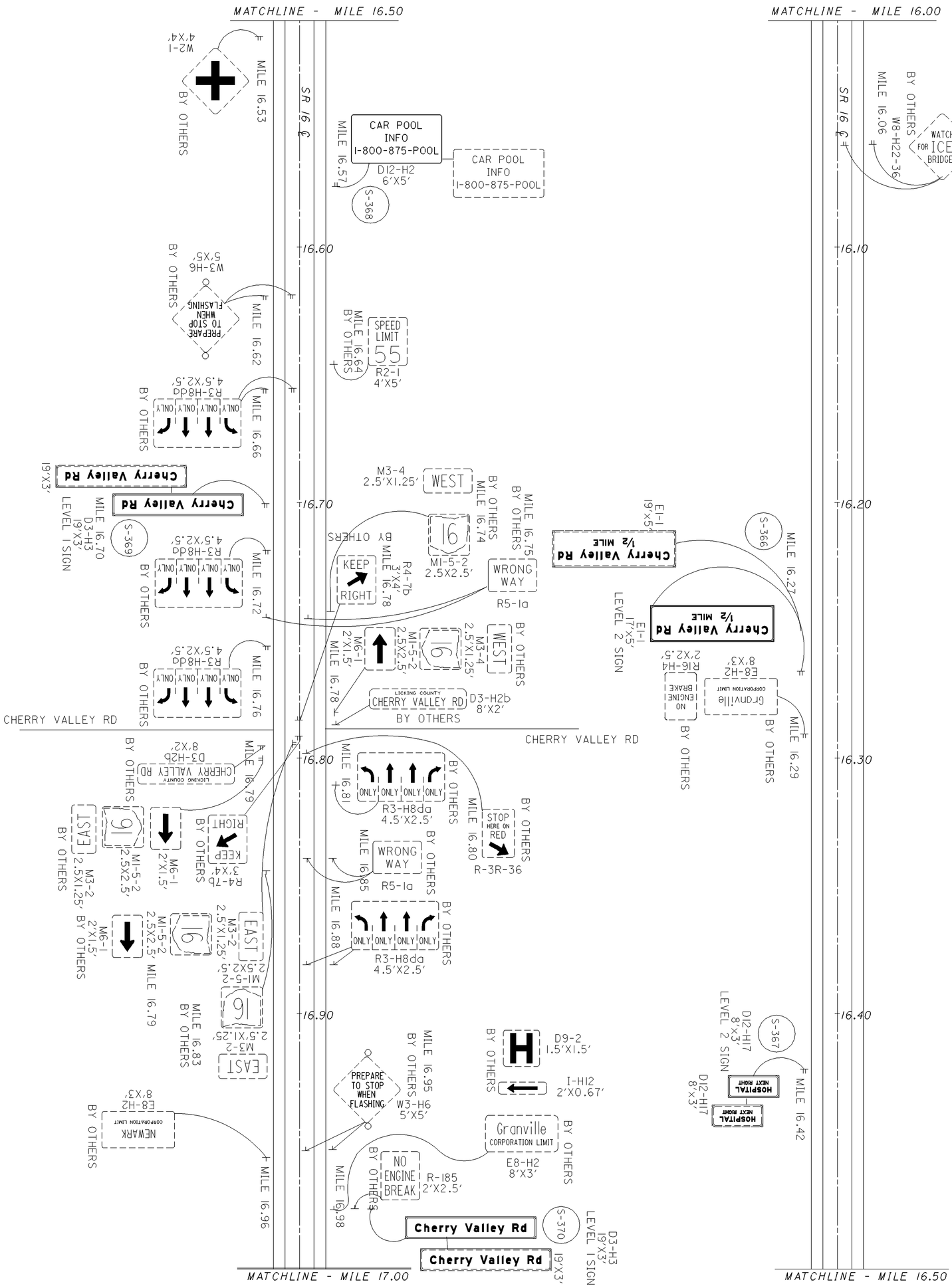




**D05-SIGN-FY2007**

**LICKING COUNTY - SR 16**
**MILE 16.00 TO MILE 17.00**

0 50 100 200
HORIZONTAL SCALE IN FEET

CALCULATED SKW
CHECKED BFB

FOR QUANTITIES SEE SHEET 124.

E3-H2
19'X5'
Cherry Valley Rd
1/2 MILE

Cherry Valley Rd
1/2 MILE

E3-H2
18'X5'
LEVEL 2 SIGN

S-A370

BY OTHERS
R3-4
3'X3'

MATCHLINE - MILE 17.50

BY OTHERS
4'x4'

MATCHLINE - MILE 17.00

SR 16 ℄

17.10

MILE 17.13

17.20

MILE 17.29

17.30

17.40

MILE 17.41

MILE 17.38

EMERGENCY AND AUTHORIZED VEHICLES ONLY

R3-H4A
2'X2.5'
BY OTHERS

MILE 17.05

DO NOT REMOVE

Woody English Parkway

BY OTHERS
W6-3
3'X3'

BY OTHERS
R1-1
3'X3'

STOP

BY OTHERS
R6-3A
2'X1.5'

DIVIDED HIGHWAY

STOP

R1-1
3'X3'

HOWELL DR

BY OTHERS
R6-1R
3'X1'

ONE WAY

ONE WAY

R6-1L
3'X1'

BY OTHERS
R5-1
3'X3'

DO NOT ENTER

BY OTHERS
R5-1
3'X3'

DO NOT ENTER

MATCHLINE - A

MATCHLINE - A

BY OTHERS
R5-1A
3'X2'

WRONG WAY

M3-4
2'X1'

M1-5
2'X2'

WEST
16

W6-1
4'X4'
BY OTHERS

S-A371

EXIT

E5-H2A
6'X5'

EXIT

E5-H2
4'X7'

BY OTHERS
16
EAST
JCT

M1-5
2'X2'

M3-2
2'X1'

M2-1
2'X1'

BY OTHERS
SPEED LIMIT 55
R2-1
3'X4'

Granville Rd
EXIT ONLY

Granville Rd
EXIT ONLY

E1-H3
16'X6'
LEVEL 1 SIGN

S-A372

E1-H3
14'X6'
LEVEL 1 SIGN

ONE WAY

R6-1L
3'X1'

R1-1
3'X3'

STOP

BY OTHERS

M6-3
1.75'X1.25'
BY OTHERS

16
EAST

M1-5
2'X2'

M3-2
2'X1'

MATCHLINE - MILE 17.50

MILE 17.73

MILE 17.85

MATCHLINE - MILE 18.00

SR 16 ℄

17.60

17.70

17.80

17.90

MILE 17.96

MILE 17.50

SPEED LIMIT 55
R2-1
4'X5'
BY OTHERS

S-A373

Church Street
Country Club Dr
EXIT 3/4 MILE

D3-H4
17'X7'

MILE 17.65

Church Street
Country Club Dr
EXIT 3/4 MILE

D3-H4
18'X7.5'

BY OTHERS

W4-1R
4'X4'

BY OTHERS

PEDESTRIANS AND BICYCLES PROHIBITED

R5-10B
2.5'X1.5'

BY OTHERS

YIELD

MILE 17.80

R1-2
4'X4'X4'

S-A374

E1-1
13'X8'

WEST
16
Columbus

Granville Rd
EXIT ONLY

E1-H3
17'X7'
LEVEL 1 SIGN

S-A375

Granville Rd
EXIT ONLY

E1-H3
16'X6'

MILE 17.89

S-A376

OSU - Newark Campus
Ctrl Ohio Tech College
NEXT RIGHT

OSU - Newark Campus
C Ohio Tech Coll
NEXT RIGHT

E3-H1
17'X6'
LEVEL 3 SIGN

E3-H1
19'X5.5'

CALCULATED SKW
CHECKED BFB

N

0 50 100 200
HORIZONTAL SCALE IN FEET

LICKING COUNTY - SR 16
MILE 17.00 TO MILE 18.00

D05-SIGN-FY2007



L16N00ISIGNS8.dgn 11/15/07

FOR QUANTITIES SEE SHEET 124.




CALCULATED SKW
CHECKED BFB

N

0 50 100 200
HORIZONTAL SCALE IN FEET

# LICKING COUNTY - SR 16
# MILE 18.00 TO MILE 18.50

## D05-SIGN-FY2007



L16N002SIGNS8.dgn 11/15/07

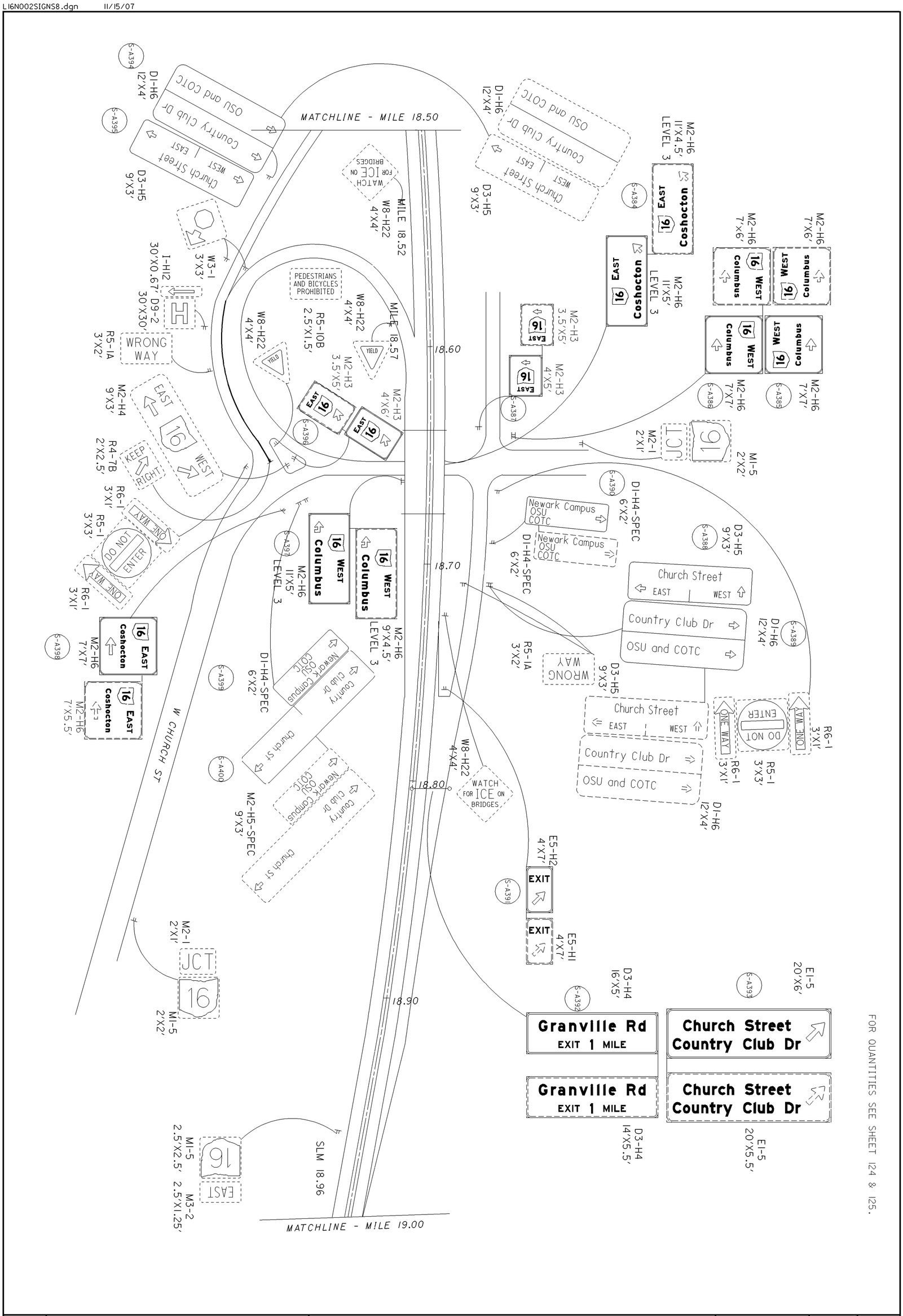


FOR QUANTITIES SEE SHEET 124 & 125.



D05-SIGN-FY2007

LICKING COUNTY - SR 16
MILE 18.50 TO MILE 19.00

HORIZONTAL SCALE IN FEET 0 50 100 200

CALCULATED SKW
CHECKED BFB

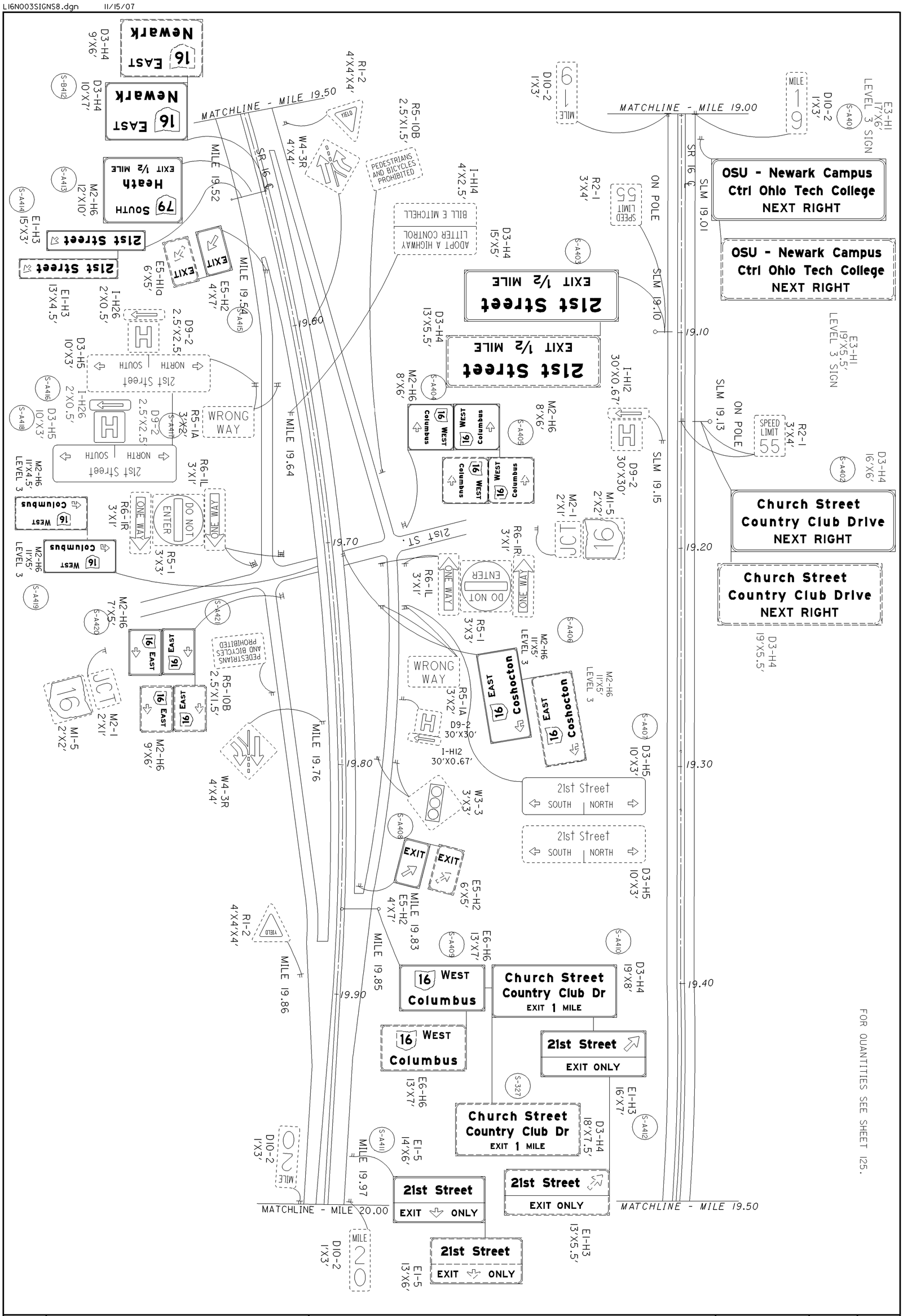


FOR QUANTITIES SEE SHEET 125.



D05-SIGN-FY2007

LICKING COUNTY - SR 16
MILE 19.00 TO MILE 20.00

HORIZONTAL SCALE IN FEET 0 50 100 200

CALCULATED SKW
CHECKED BFB

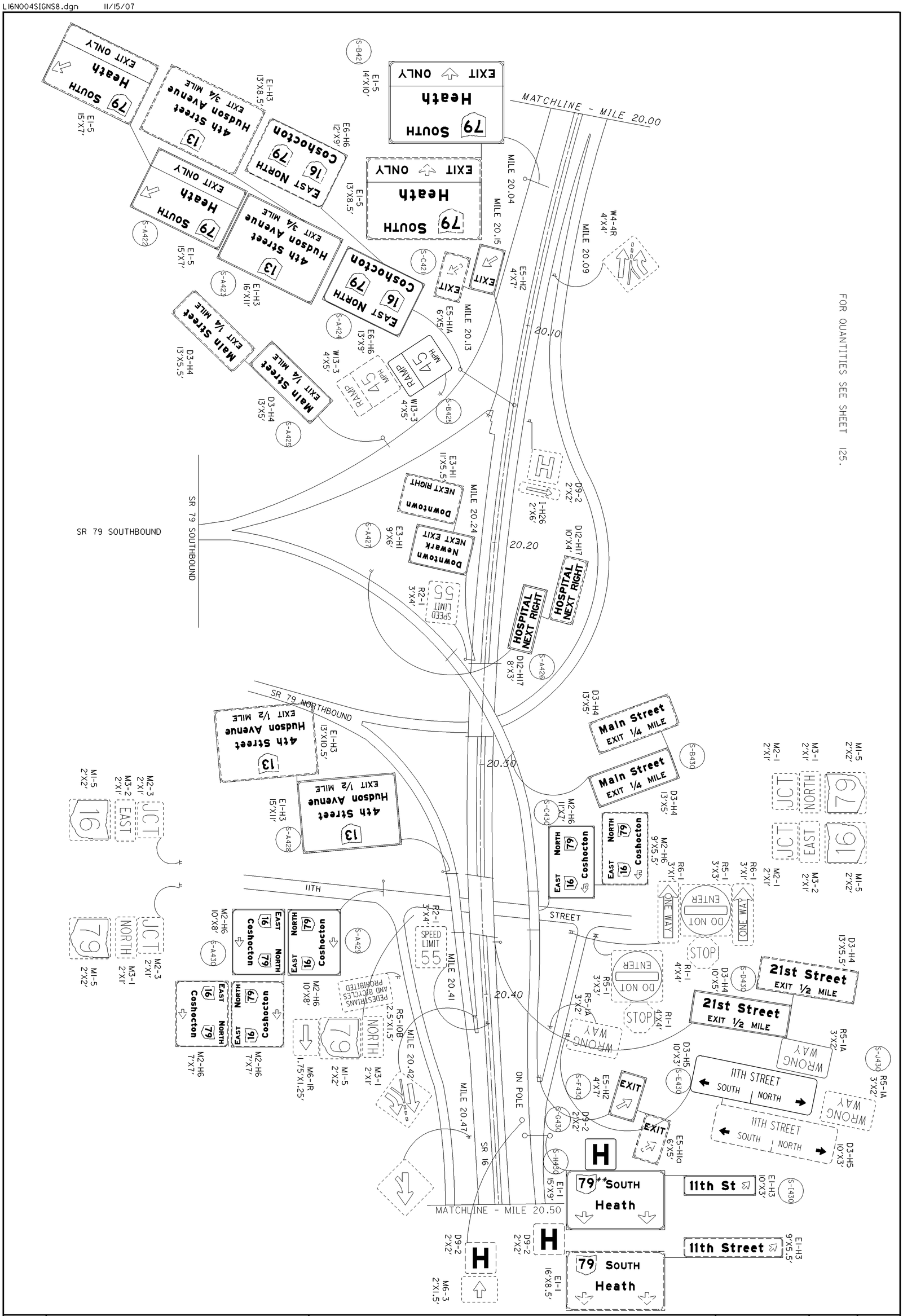


| | | | |
|---|---|---|---|
| 72 / 145 | D05-SIGN-FY2007 | LICKING COUNTY - SR 16<br>MILE 20.00 TO MILE 20.50 | HORIZONTAL SCALE IN FEET (0, 50, 100, 200)<br>CALCULATED SKW<br>CHECKED BFB |

FOR QUANTITIES SEE SHEET 126.




* - ITEMS NON PERFORMED.

CALCULATED SKW
CHECKED BFB

HORIZONTAL SCALE IN FEET 0 50 100 200

LICKING COUNTY - SR 16
MILE 20.50 TO MILE 21.00

D05-SIGN-FY2007



L16N005SIGNS8.dgn 11/15/07

* - ITEMS NON PERFORMED.

FOR QUANTITIES SEE SHEET 126.

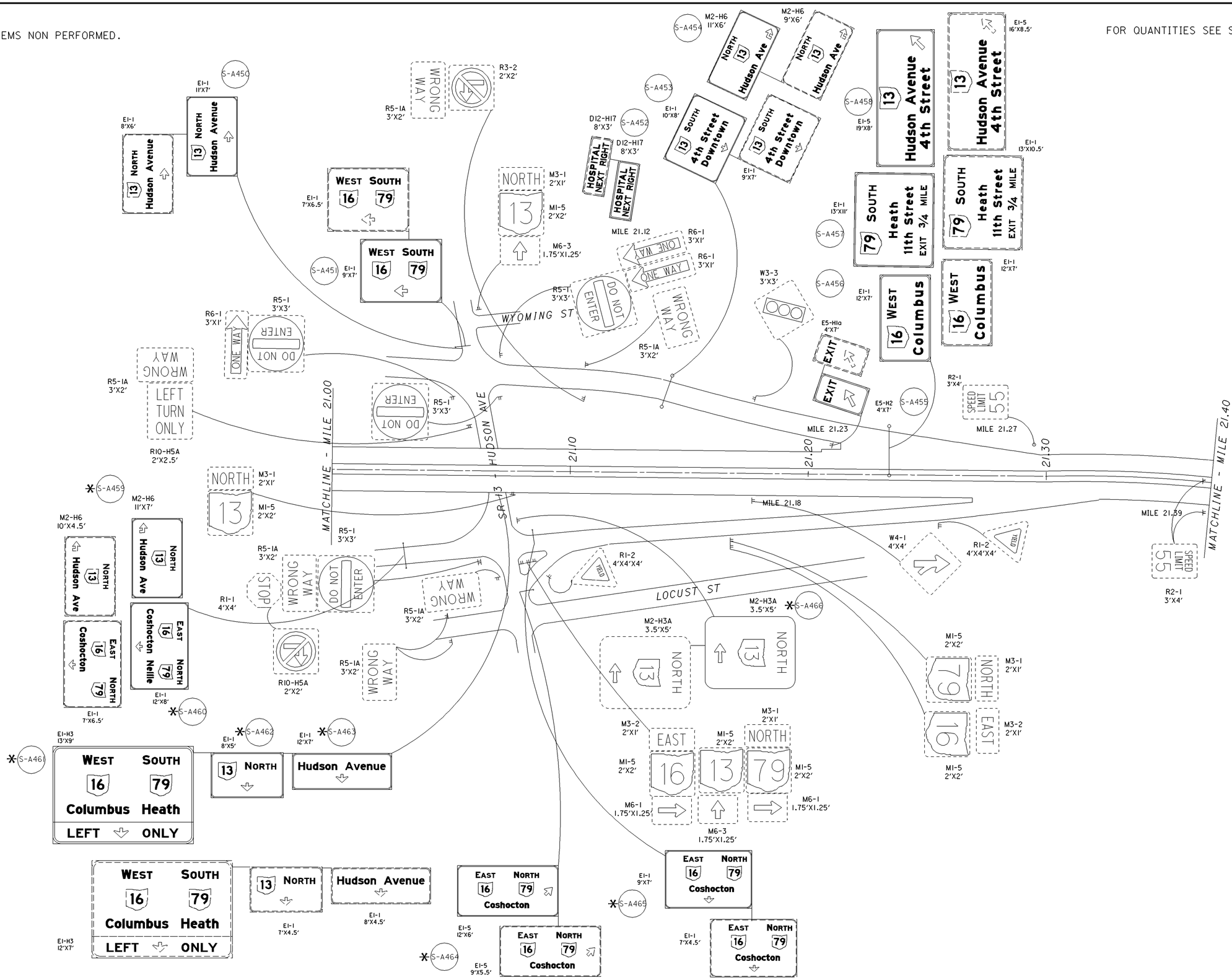


CALCULATED SKW
CHECKED BFB

HORIZONTAL SCALE IN FEET 0 50 100 200

# LICKING COUNTY - SR 16
# MILE 21.00 TO MILE 21.40

D05-SIGN-FY2007



L16N006SIGNS8.dgn 11/15/07

* - ITEMS NON PERFORMED.

FOR QUANTITIES SEE SHEET 126.




CALCULATED SKW
CHECKED BFB

HORIZONTAL SCALE IN FEET
0 50 100 200

# LICKING COUNTY - SR 16
# MILE 21.40 TO MILE 21.70

D05-SIGN-FY2007



L16N007SIGNS8.dgn 11/15/07

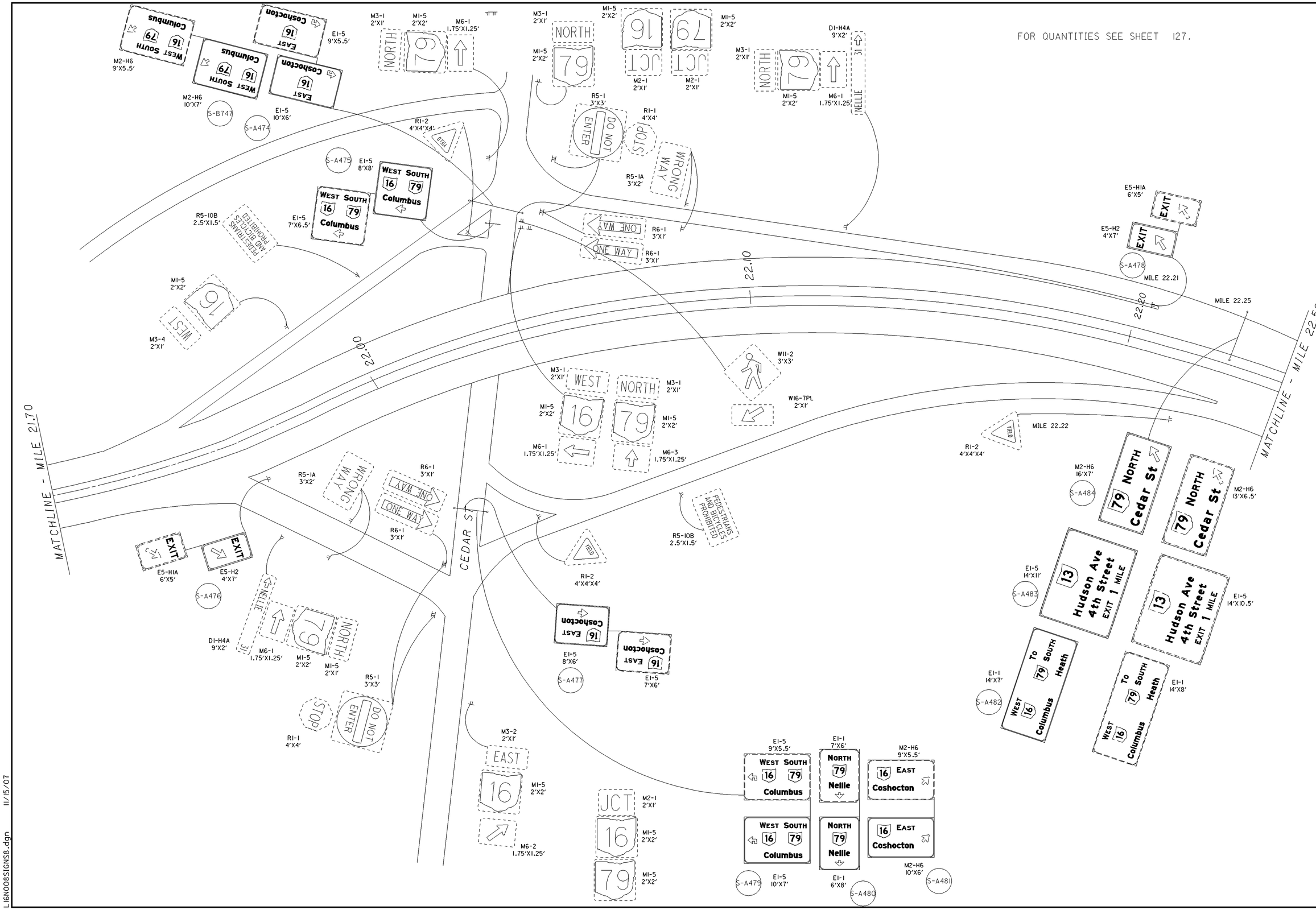


CALCULATED SKW
CHECKED BFB

HORIZONTAL SCALE IN FEET
0 50 100 200

# LICKING COUNTY - SR 16
# MILE 21.70 TO MILE 22.50

## D05-SIGN-FY2007

L16N008SIGNS8.dgn 11/15/07

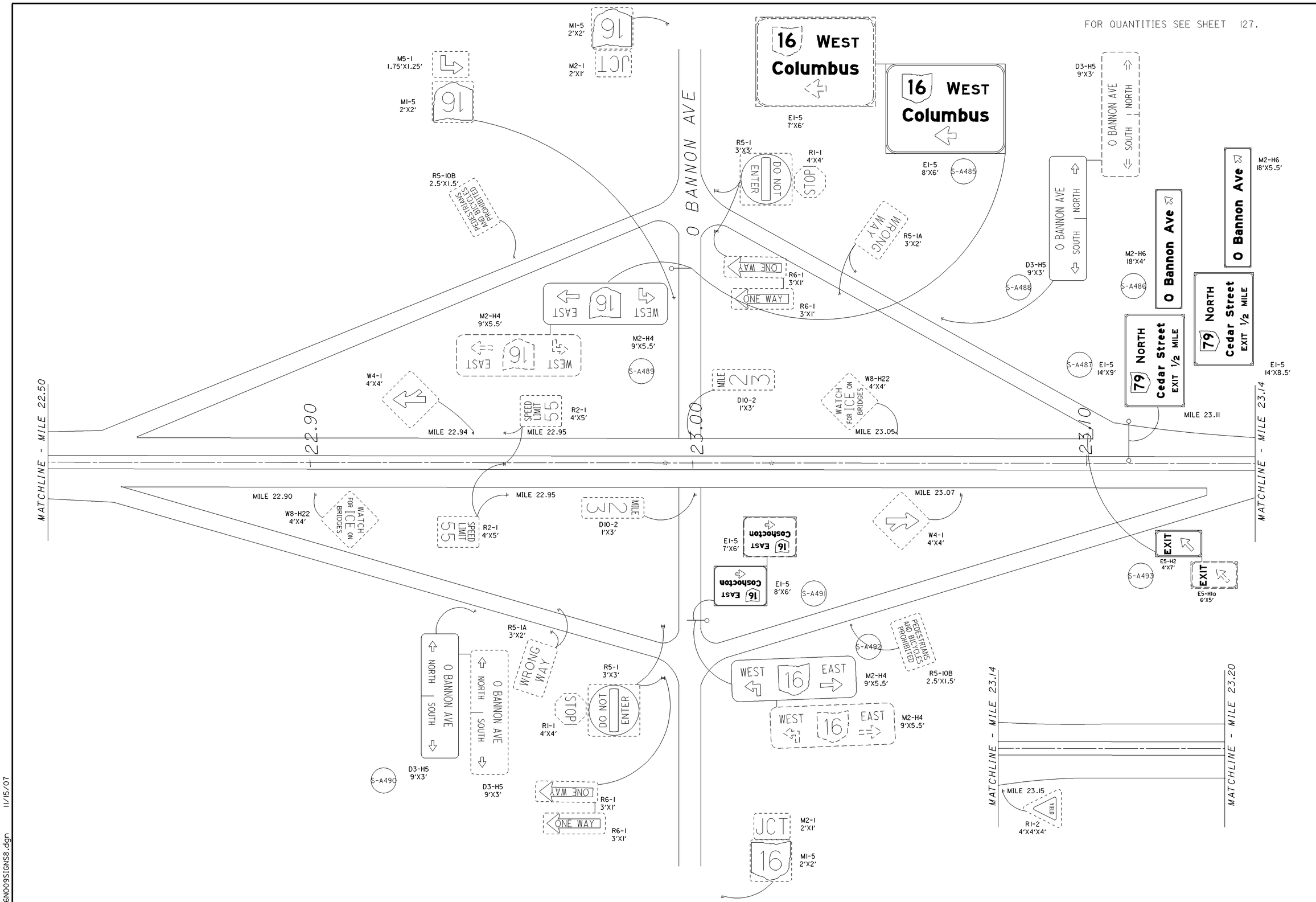


CALCULATED SKW
CHECKED BFB

N

0 50 100 200
HORIZONTAL SCALE IN FEET

# LICKING COUNTY - SR 16
# MILE 22.50 TO MILE 23.20

## D05-SIGN-FY2007



L16N009SIGNS8.dgn 11/15/07

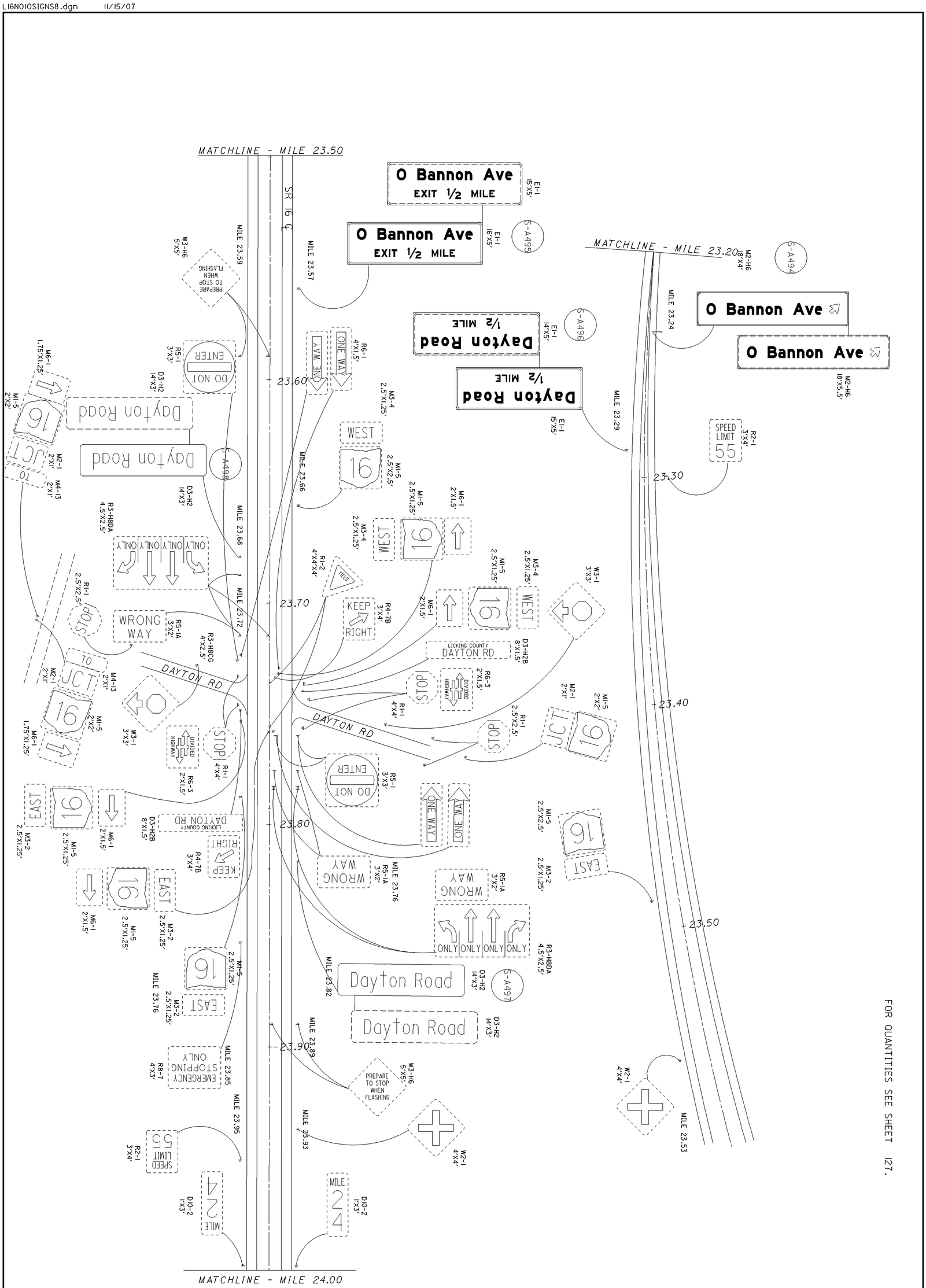


FOR QUANTITIES SEE SHEET 127.

| | | | |
|---|---|---|---|
| 78 / 145 | D05-SIGN-FY2007 | LICKING COUNTY - SR 16<br>MILE 23.20 TO MILE 24.00 | 0 50 100 200 HORIZONTAL SCALE IN FEET |

CALCULATED SKW
CHECKED BFB

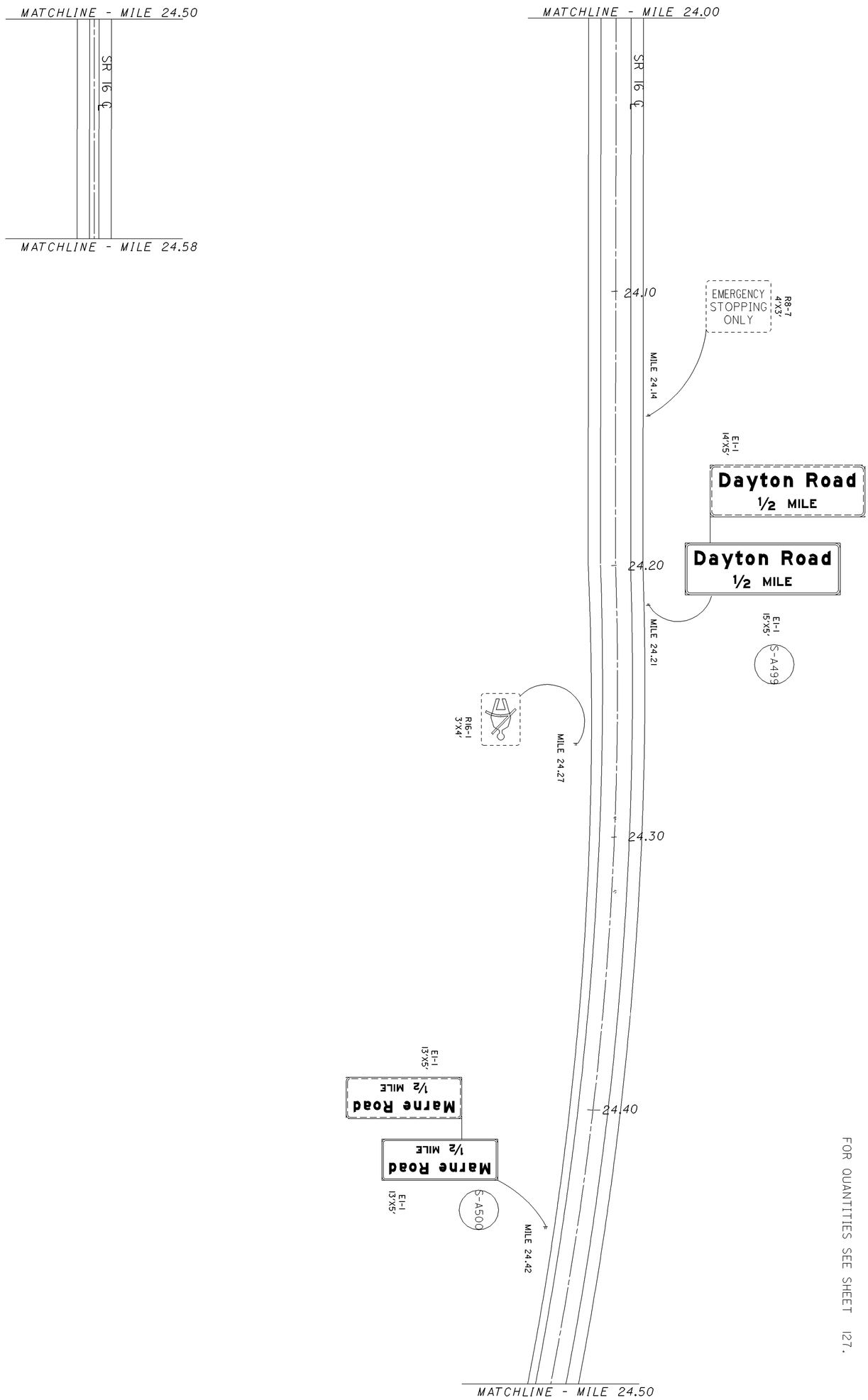


FOR QUANTITIES SEE SHEET 127.



D05-SIGN-FY2007

LICKING COUNTY - SR 16
MILE 24.00 TO MILE 24.58

0 50 100 200
HORIZONTAL SCALE IN FEET

CALCULATED SKW
CHECKED BFB

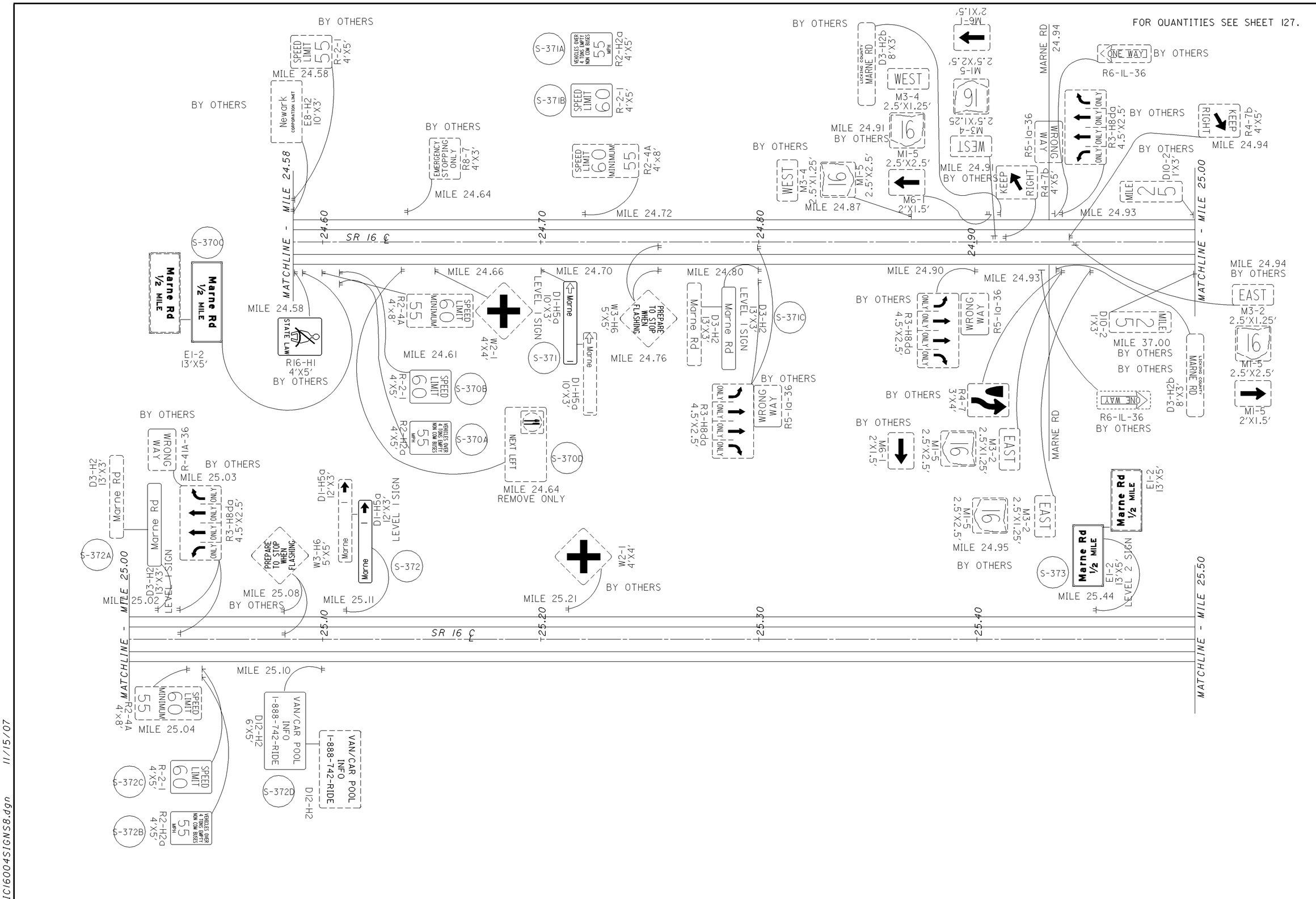


CALCULATED SKW
CHECKED BFB

HORIZONTAL SCALE IN FEET 0 50 100 200

# LICKING COUNTY - SR 16
# MILE 24.58 TO MILE 25.50

## D05-SIGN-FY2007



LIC16004SIGNS8.dgn 11/15/07

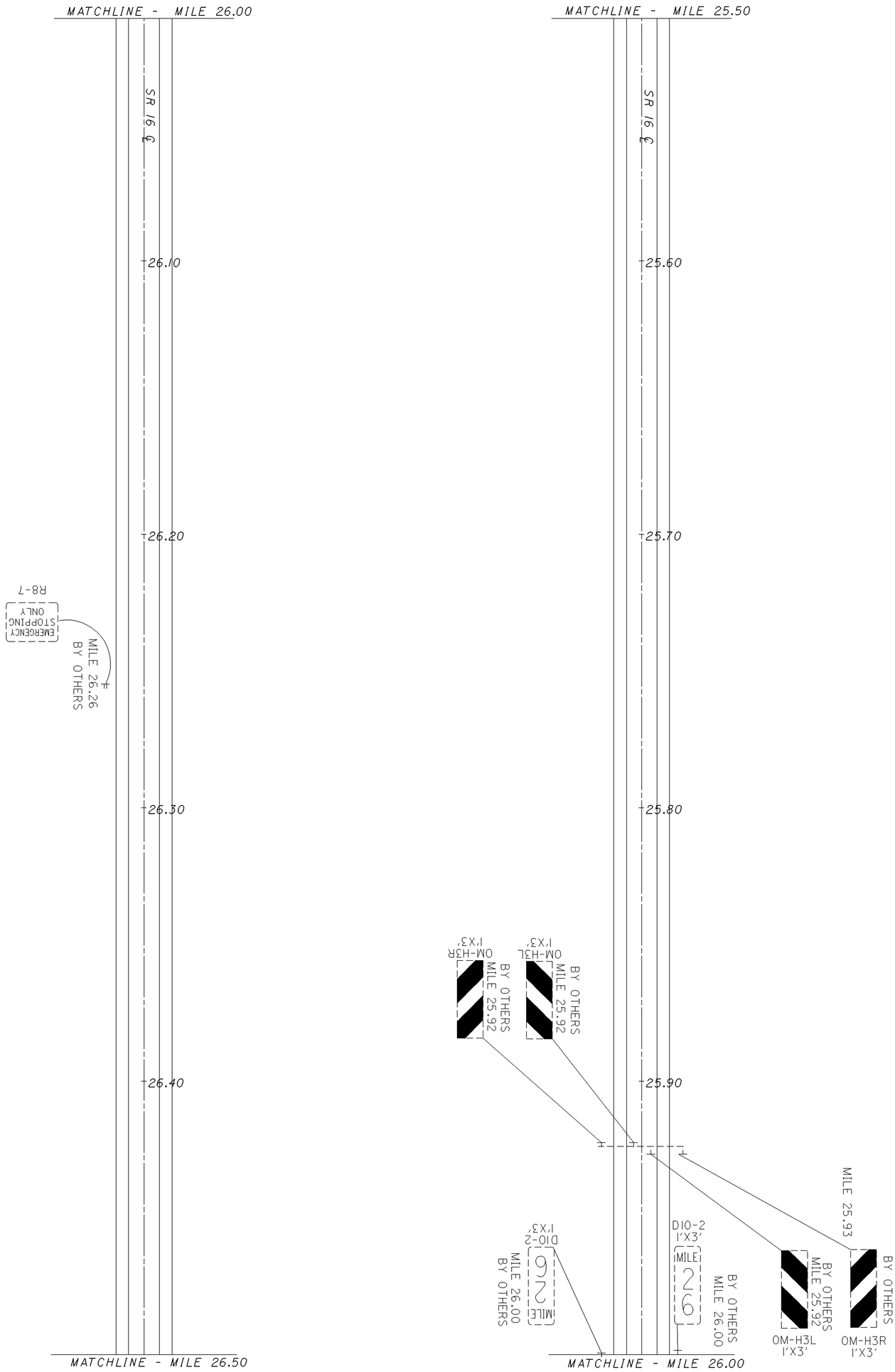


| | | | |
|---|---|---|---|
| 81 / 145 | D05-SIGN-FY2007 | LICKING COUNTY - SR 16<br>MILE 25.50 TO MILE 26.50 | 0 50 100 200 HORIZONTAL SCALE IN FEET |

CALCULATED SKW
CHECKED BFB

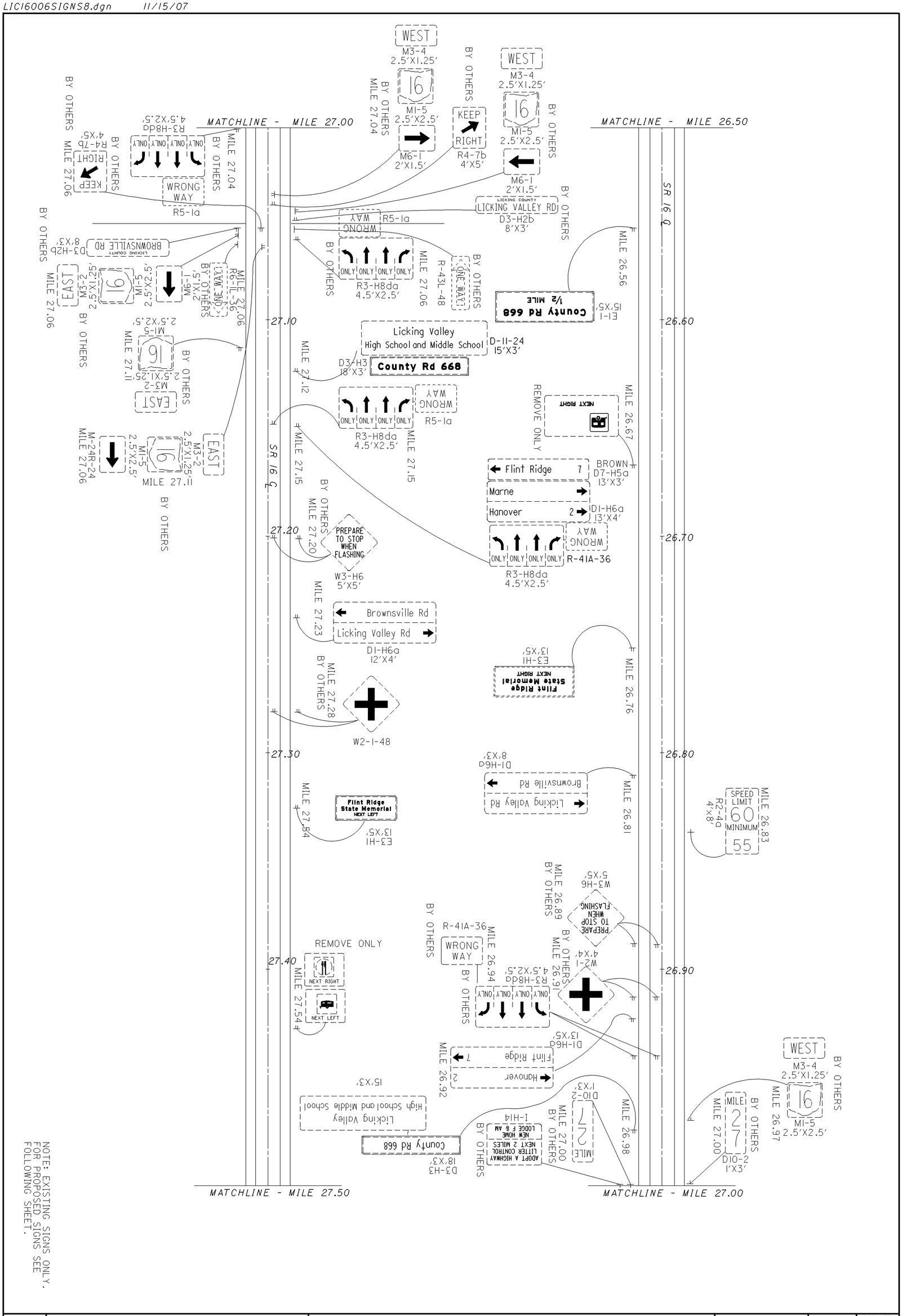


NOTE: EXISTING SIGNS ONLY. FOR PROPOSED SIGNS SEE FOLLOWING SHEET.

| | | | | |
|---|---|---|---|---|
| 82 / 145 | D05-SIGN-FY2007 | LICKING COUNTY - SR 16<br>MILE 26.50 TO MILE 27.50 (EXISTING) | 0 100 50 200<br>HORIZONTAL SCALE IN FEET | CALCULATED SKW<br>CHECKED BFB |

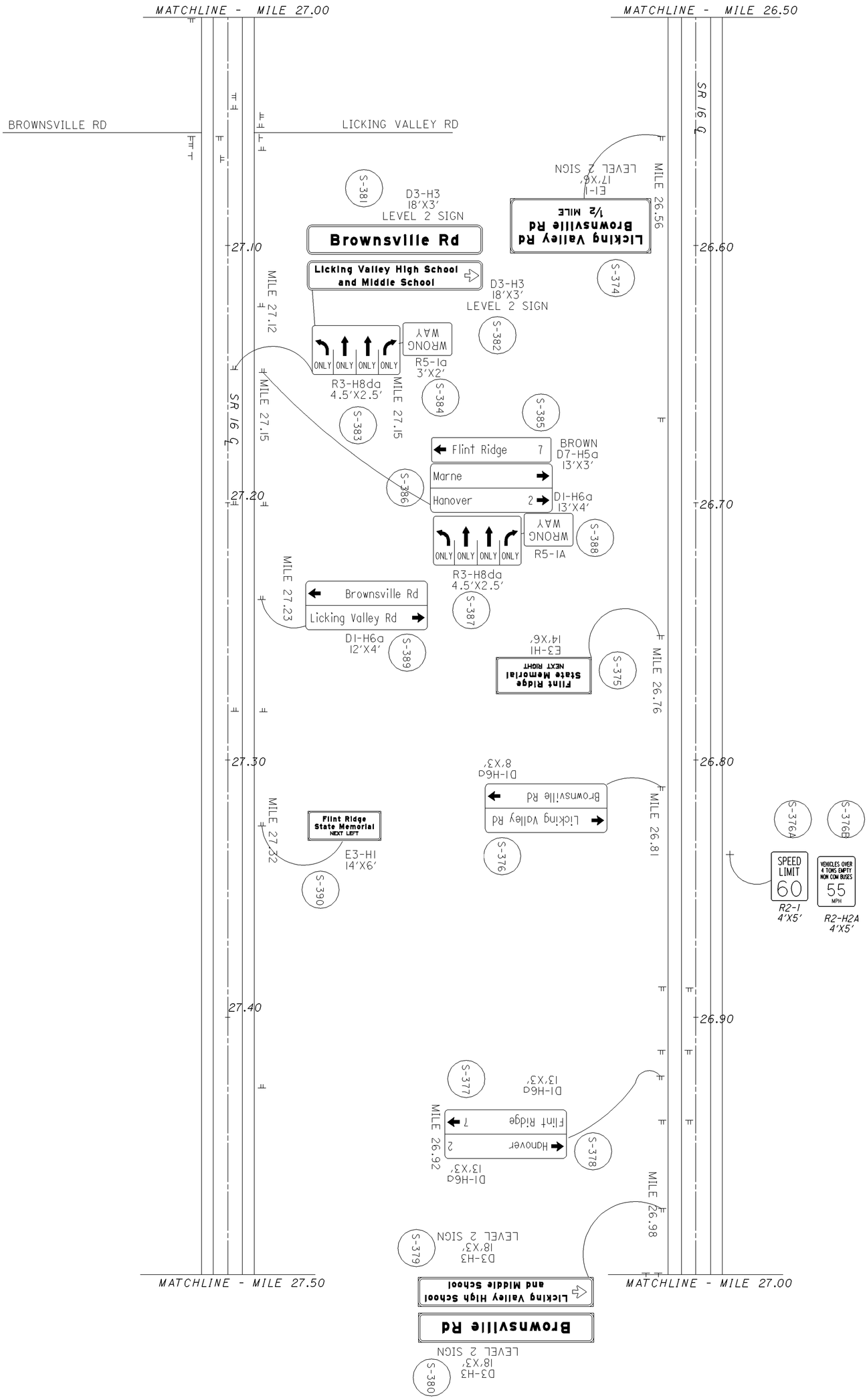


NOTE: EXISTING SIGNS ONLY. FOR PROPOSED SIGNS SEE FOLLOWING SHEET.

FOR QUANTITIES SEE SHEET 128.



D05-SIGN-FY2007

LICKING COUNTY - SR 16
MILE 26.50 TO MILE 27.50 (PROPOSED)

0 100
50 200
HORIZONTAL SCALE IN FEET

CALCULATED SKW
CHECKED BFB

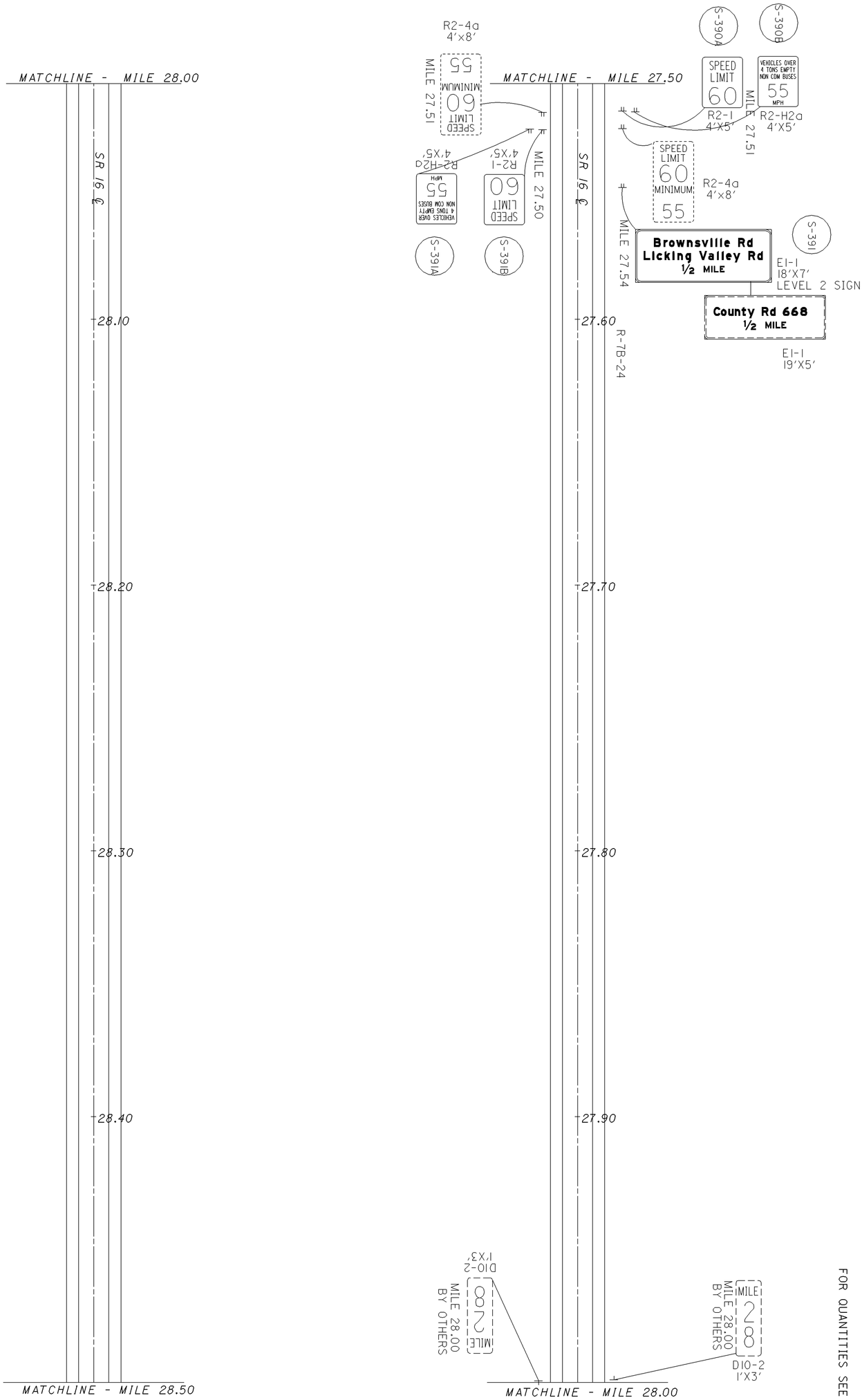


FOR QUANTITIES SEE SHEET 128.



D05-SIGN-FY2007

LICKING COUNTY - SR 16
MILE 27.50 TO MILE 28.50

HORIZONTAL SCALE IN FEET
0 50 100 200

CALCULATED SKW
CHECKED BFB

FOR QUANTITIES SEE SHEET 128.

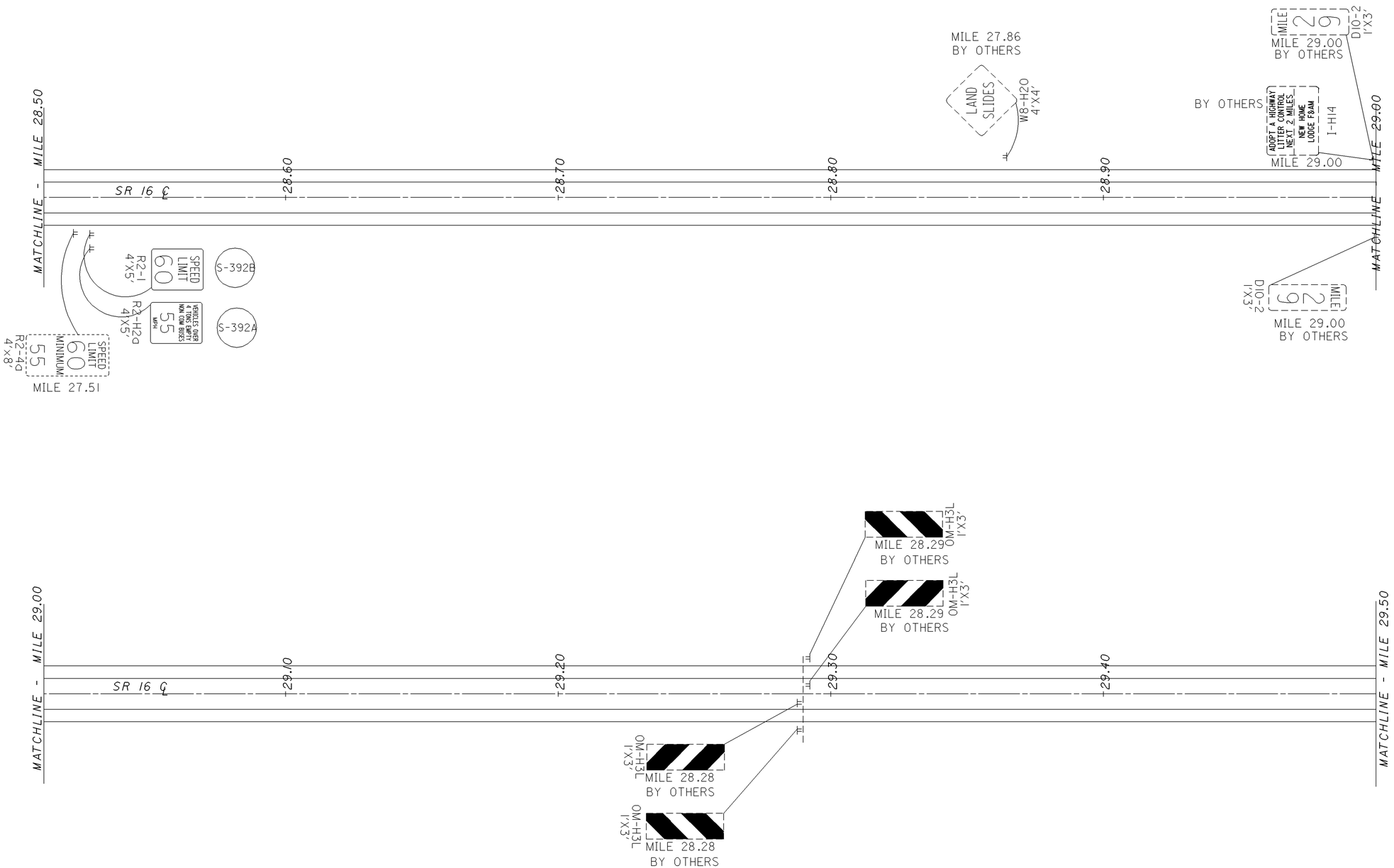


CALCULATED SKW
CHECKED BFB

HORIZONTAL SCALE IN FEET
0 50 100 200

**LICKING COUNTY - SR 16**
**MILE 28.50 TO MILE 29.50**

**D05-SIGN-FY2007**



LIC16006ASIGNS8.dgn 11/15/07

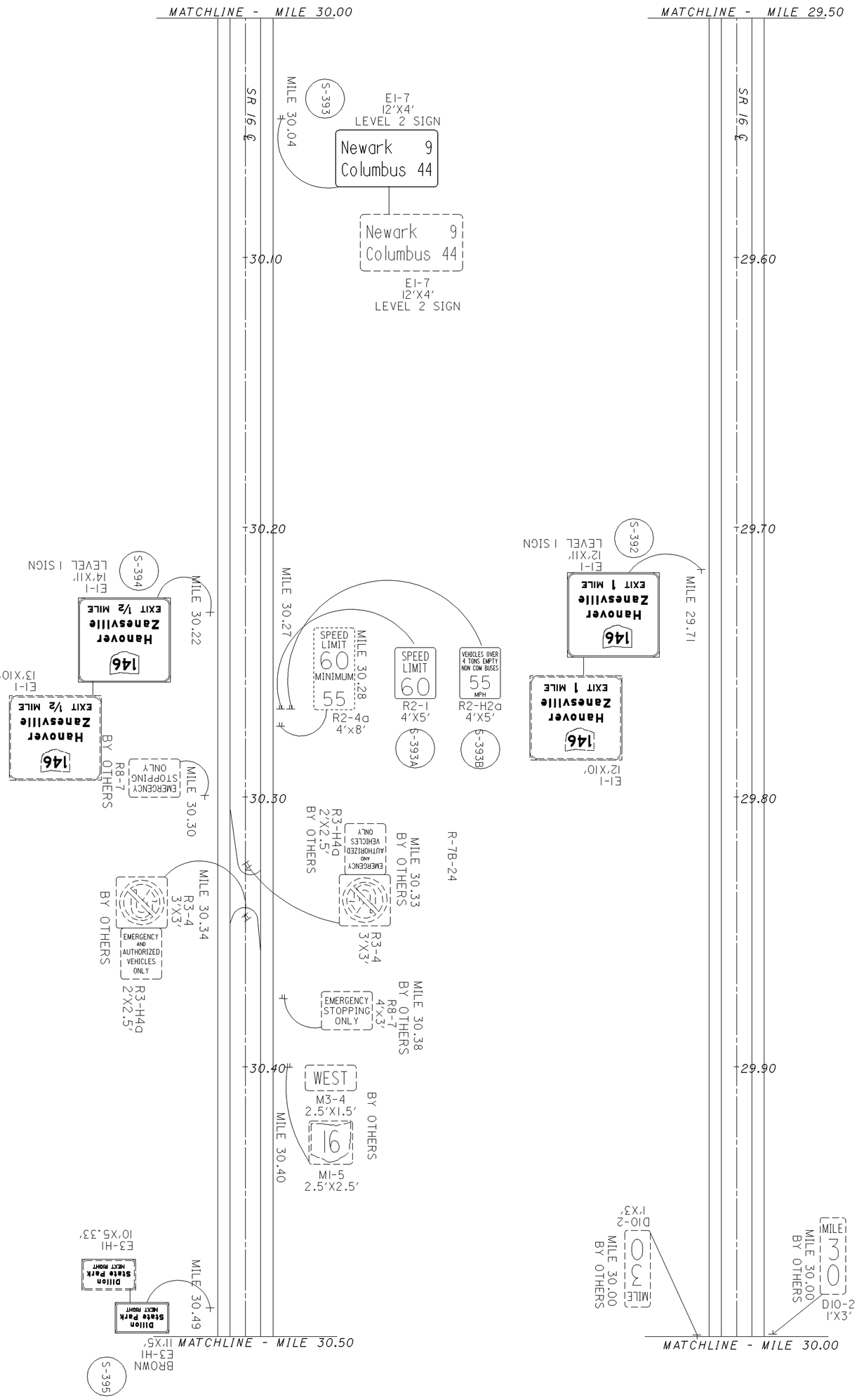


FOR QUANTITIES SEE SHEET 128.



**D05-SIGN-FY2007**

**LICKING COUNTY - SR 16**
**MILE 29.50 TO MILE 30.50**

0 50 100 200
HORIZONTAL SCALE IN FEET

CALCULATED SKW
CHECKED BFB

FOR QUANTITIES SEE SHEET 91.

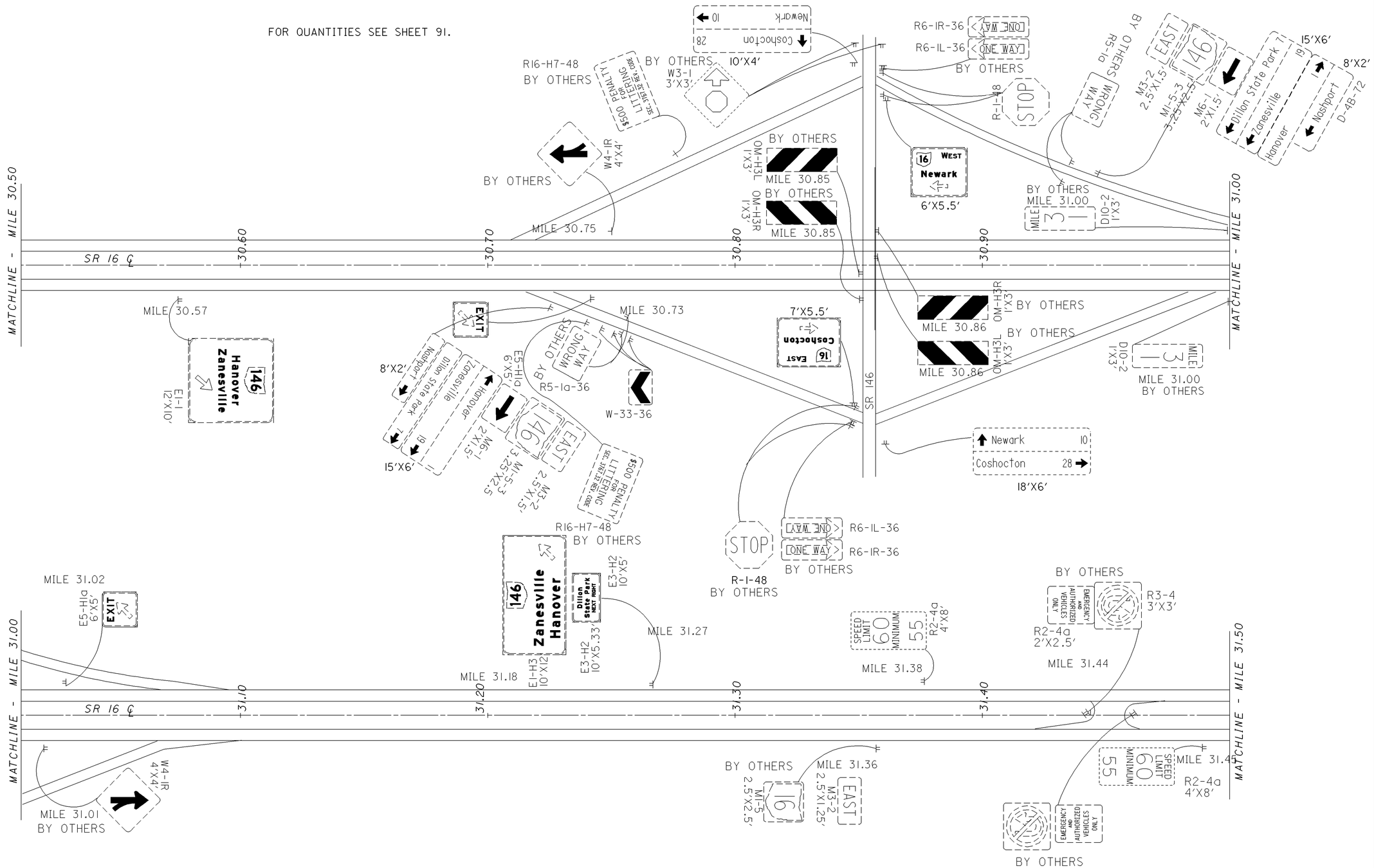


NOTE: EXISTING SIGNS ONLY.
FOR PROPOSED SIGNS
SEE NEXT SHEET.

CALCULATED SKW
CHECKED BFB

HORIZONTAL SCALE IN FEET 0 50 100 200

# LICKING COUNTY - SR 16
# MILE 30.50 TO MILE 31.50 (EXISTING)

D05-SIGN-FY2007

LIC16009SIGNS8.dgn 11/15/07

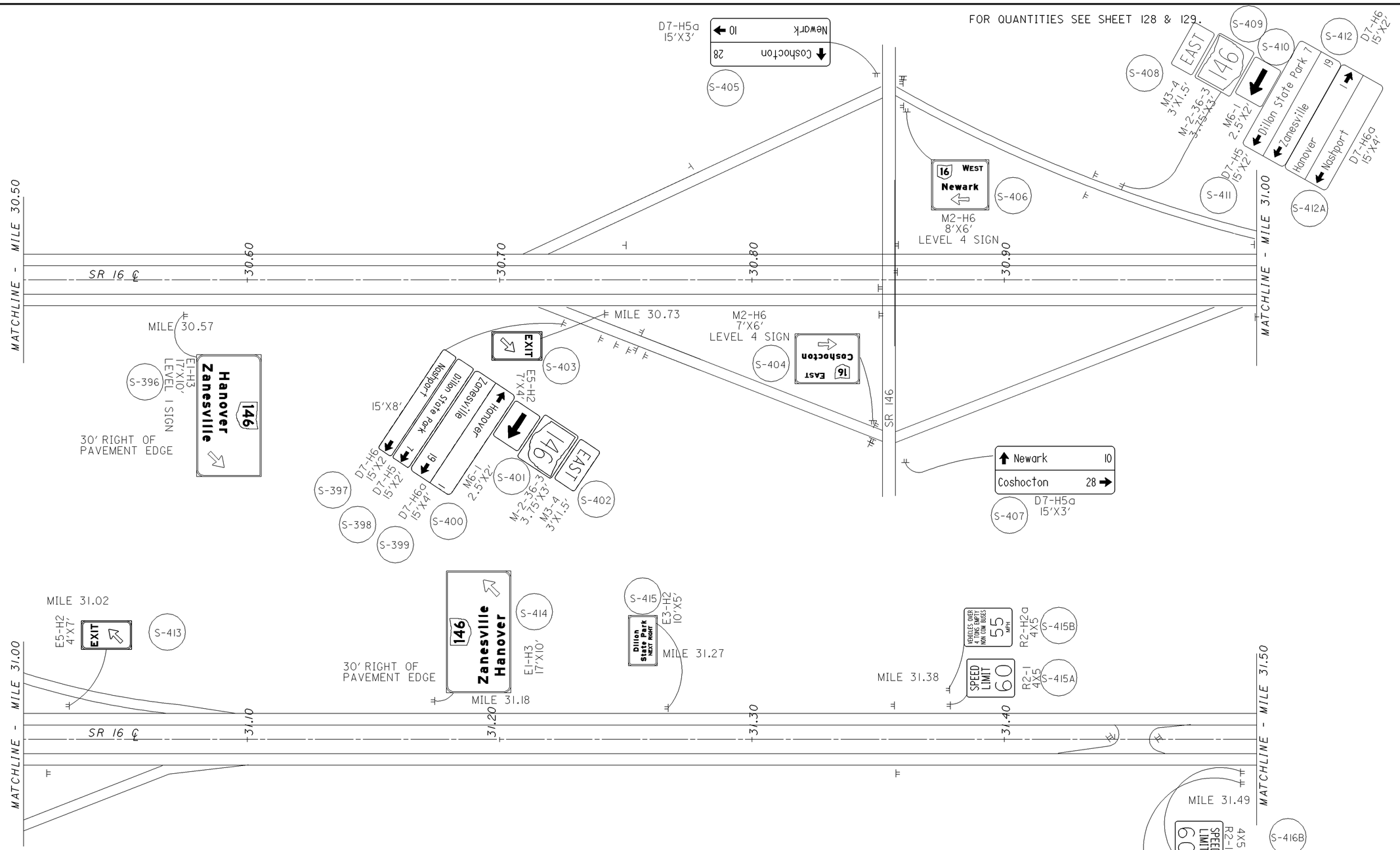


NOTE: FOR PROPOSED SIGNS ONLY.
FOR EXISTING SIGNS SEE
PREVIOUS SHEET.

CALCULATED SKW
CHECKED BFB

HORIZONTAL SCALE IN FEET
0 50 100 200

# LICKING COUNTY - SR16
## MILE 30.50 TO MILE 31.50 (PROPOSED)

D05-SIGN-FY2007



LIC16009ASIGNS8.dgn 12/06/07




FOR QUANTITIES SEE SHEET 129.



D05-SIGN-FY2007

LICKING COUNTY - SR 16
MILE 31.50 TO MILE 32.50

0 100
50 200
HORIZONTAL SCALE IN FEET

CALCULATED SKW
CHECKED BFB

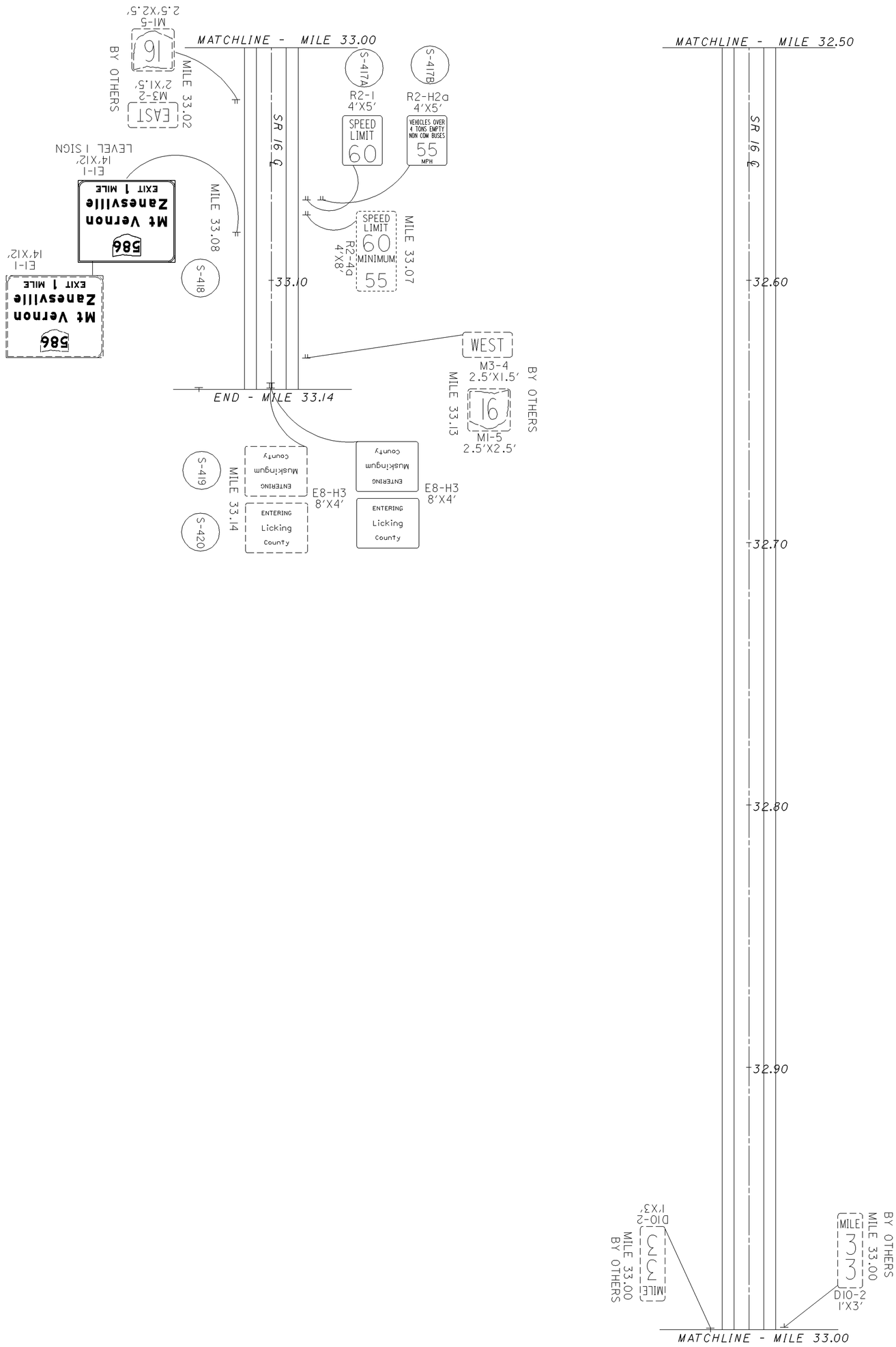


FOR QUANTITIES SEE SHEET 129.

| | | | | |
|---|---|---|---|---|
| 90 / 145 | D05-SIGN-FY2007 | LICKING COUNTY - SR 16<br>MILE 32.50 TO MILE 33.14 | 0 100 / 50 200<br>HORIZONTAL SCALE IN FEET | CALCULATED SKW<br>CHECKED BFB |

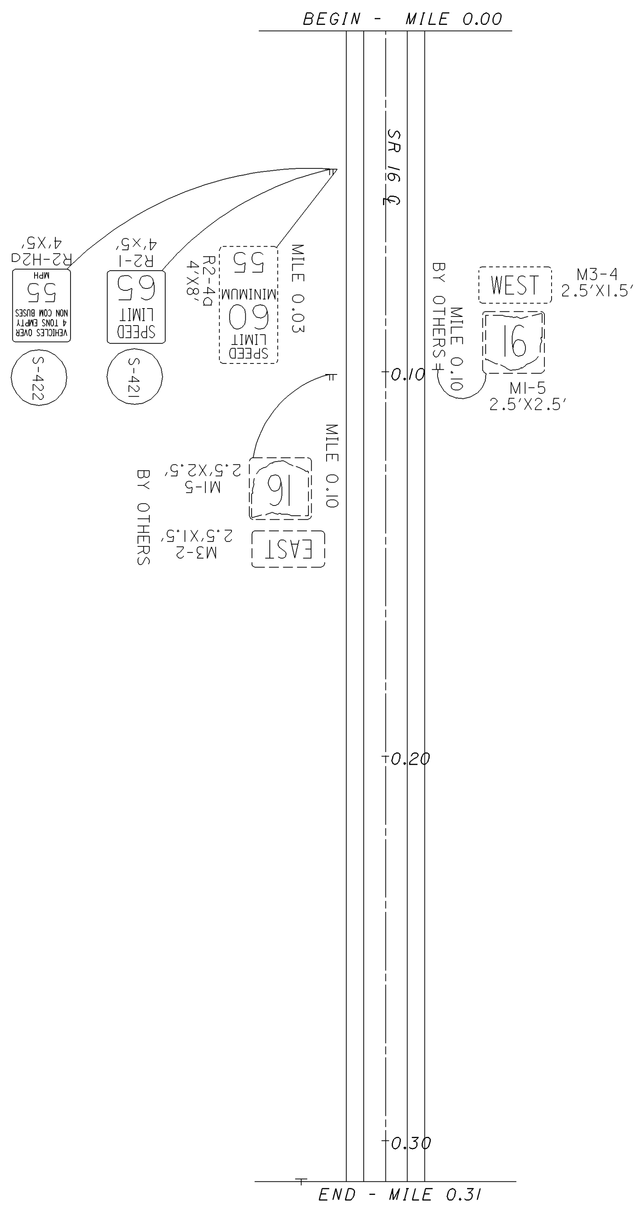


FOR QUANTITIES SEE SHEET 129.

FOR QUANTITIES SEE SHEET 129.

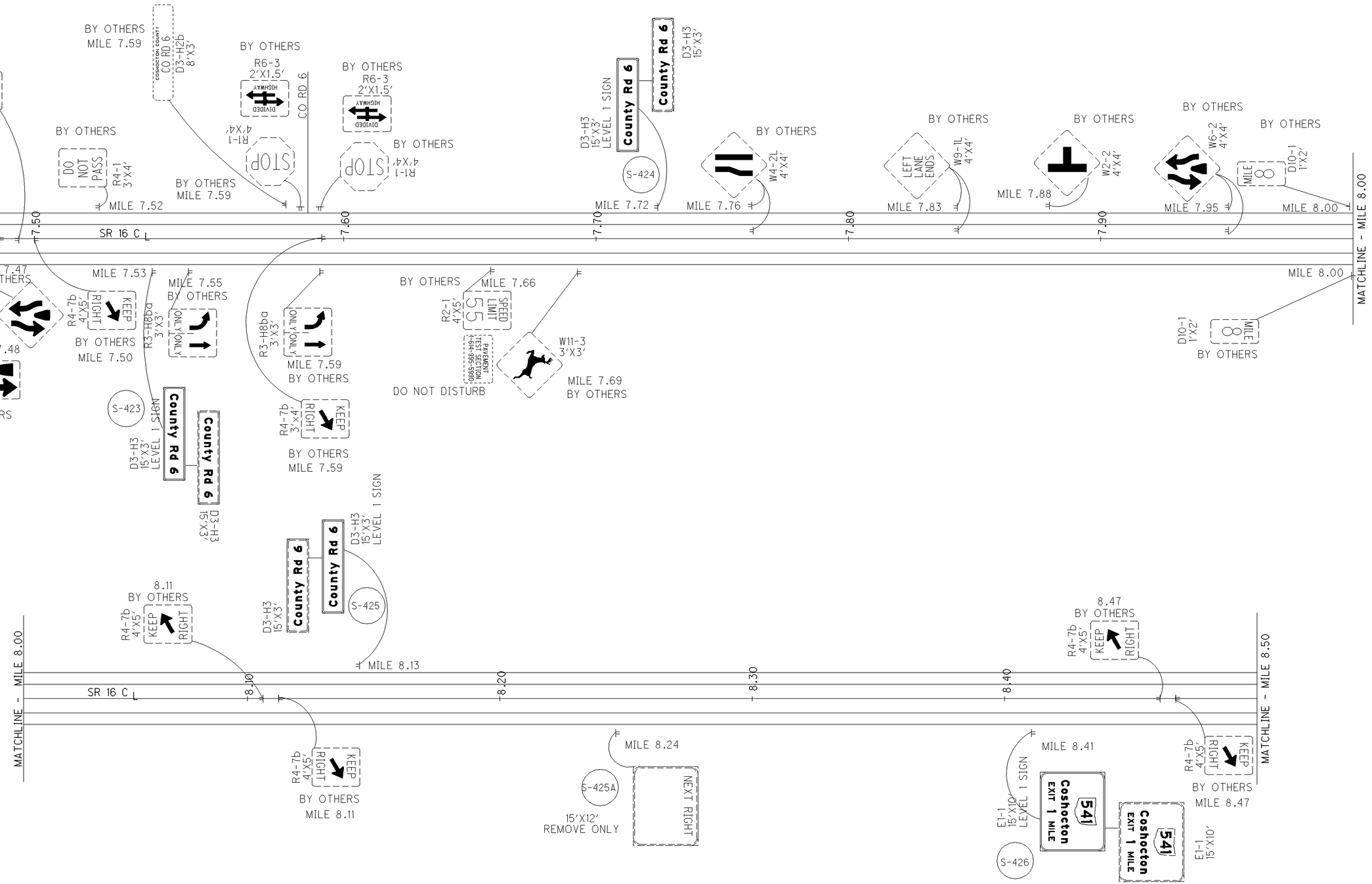


CALCULATED SKW
CHECKED BFB

HORIZONTAL SCALE IN FEET
0 50 100 200

# COSHOCTON COUNTY - SR 16
# MILE 7.47 TO MILE 8.50

## D05-SIGN-FY2007



COS16001SIGNS8.dgn 11/16/07

FOR QUANTITIES SEE SHEET 129.




COS16002SIGNS8.dgn 11/14/07

CALCULATED SKW
CHECKED BFB

HORIZONTAL SCALE IN FEET 0 50 100 200

# COSHOCTON COUNTY - SR 16
## MILE 8.50 TO MILE 9.50

D05-SIGN-FY2007

COS16003SIGNS8.dgn 11/15/07

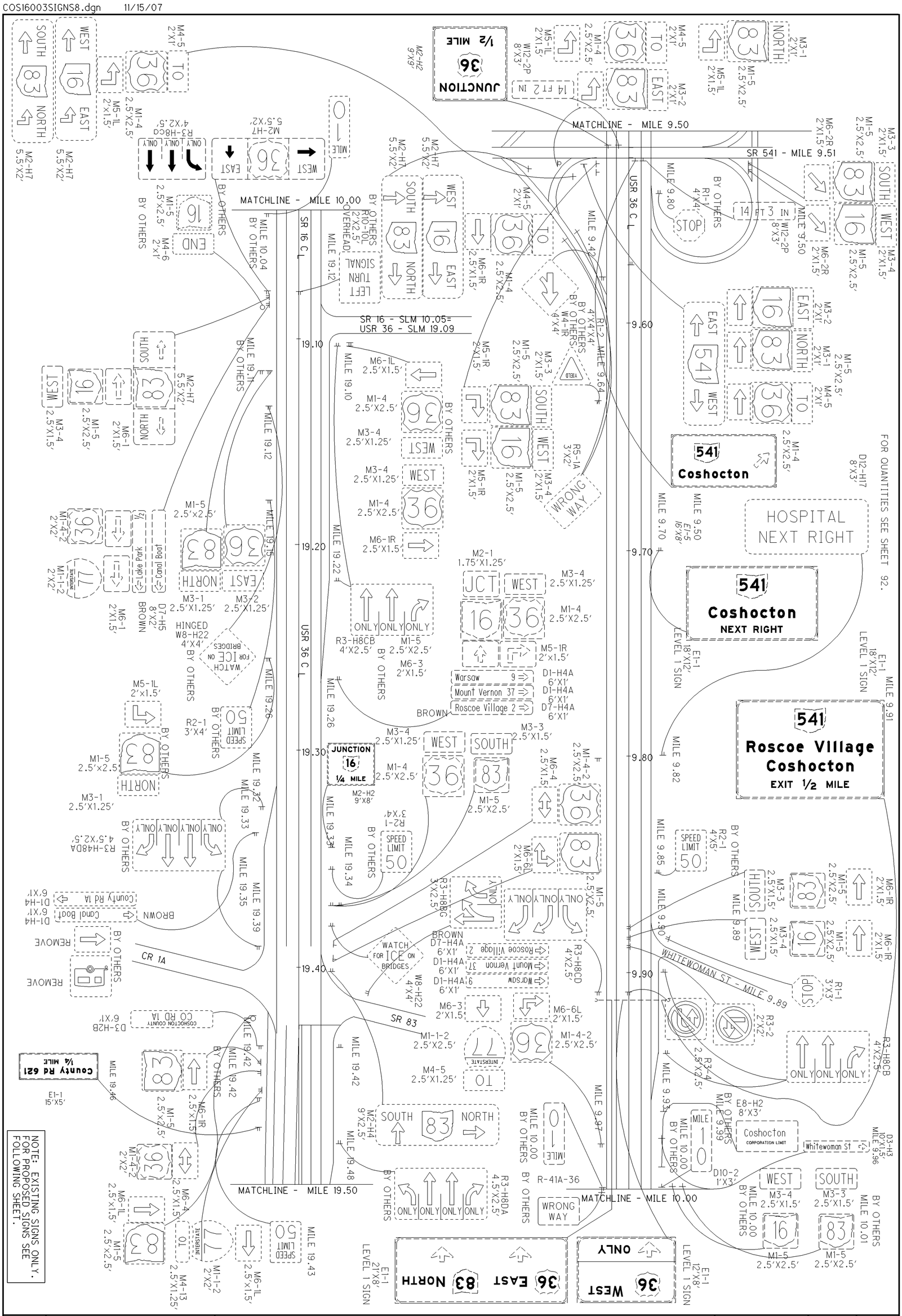


| | | | |
|---|---|---|---|
| 94 / 145 | D05-SIGN-FY2007 | COSHOCTON COUNTY - SR 16 (MILE 9.50 - MILE 10.05USR 36 (MILE 19.09-MILE 19.50) | HORIZONTAL SCALE IN FEET 0 50 100 200 |

CALCULATED SKW
CHECKED BFB

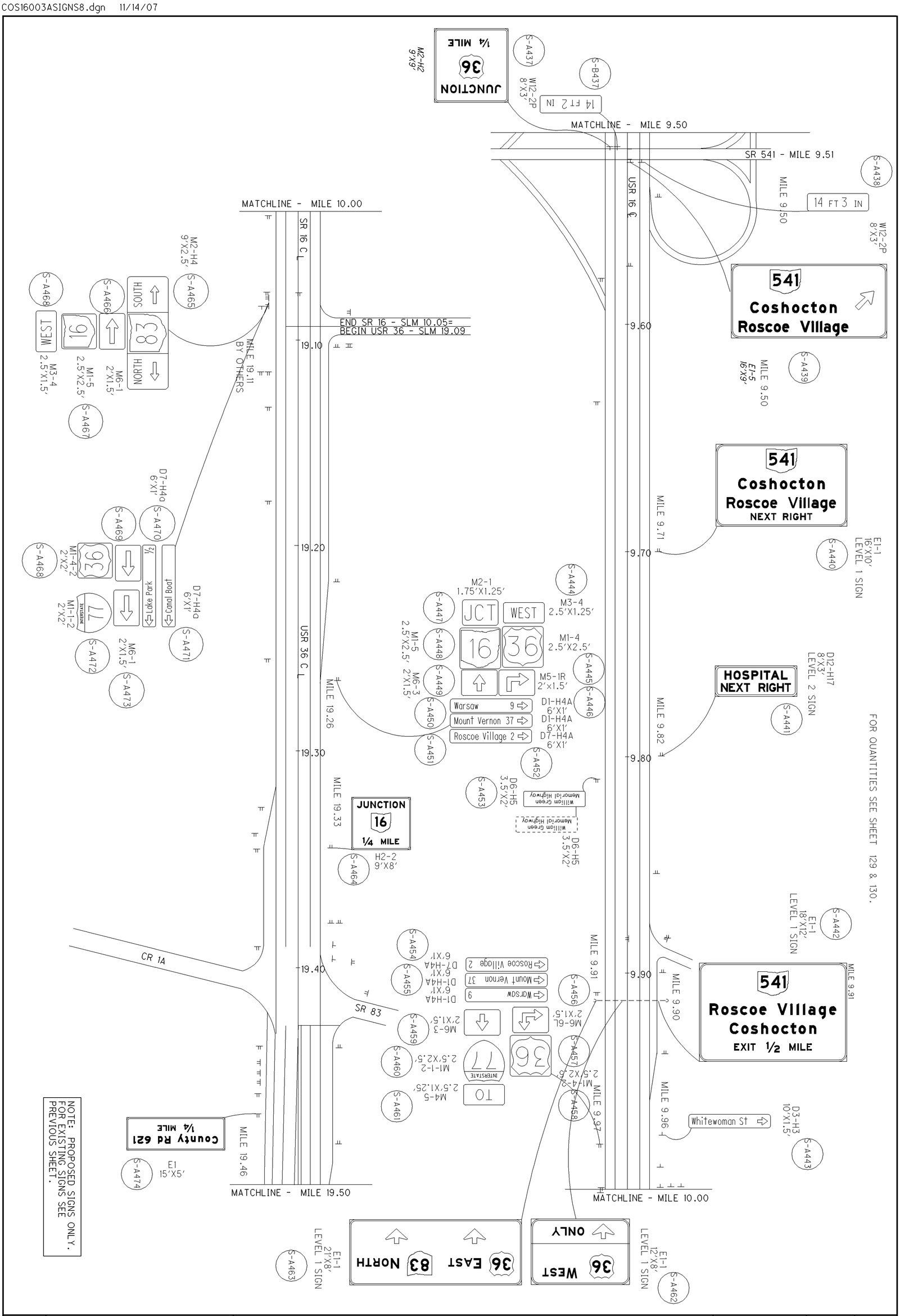


| | | | |
|---|---|---|---|
| 95 / 145 | D05-SIGN-FY2007 | COS - SR 16 (MILE 9.50 - MILE 10.05)<br>USR 36 (MILE 19.09-MILE 19.50) | HORIZONTAL SCALE IN FEET 0 50 100 200 |

CALCULATED SKW
CHECKED BFB

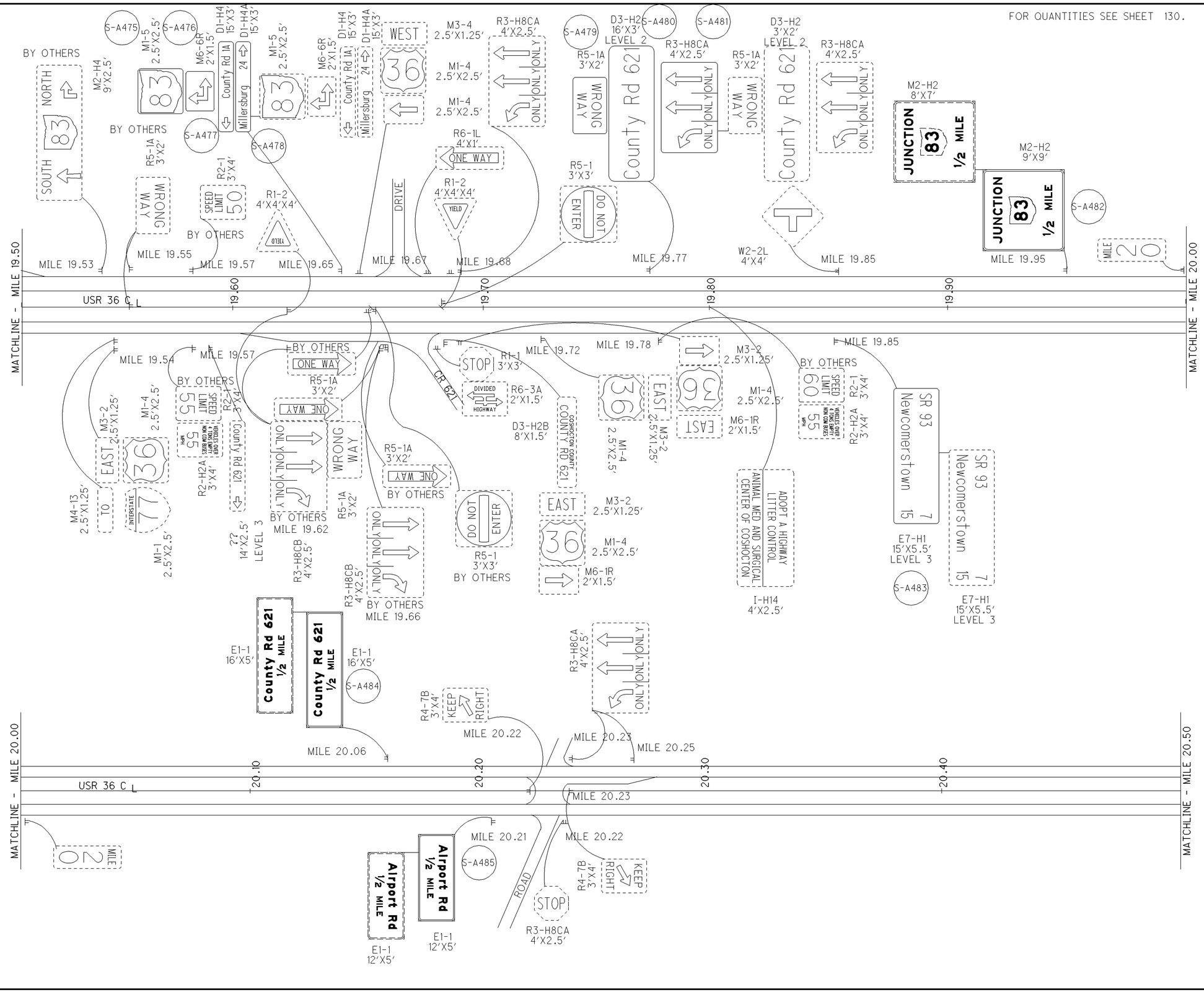


CALCULATED SKW
CHECKED BFB

HORIZONTAL SCALE IN FEET 0 50 100 200

**COSHOCTON COUNTY - USR 36**
**MILE 19.50 TO MILE 20.50**

**D05-SIGN-FY2007**

COS16004SIGNS8.dgn 11/16/07

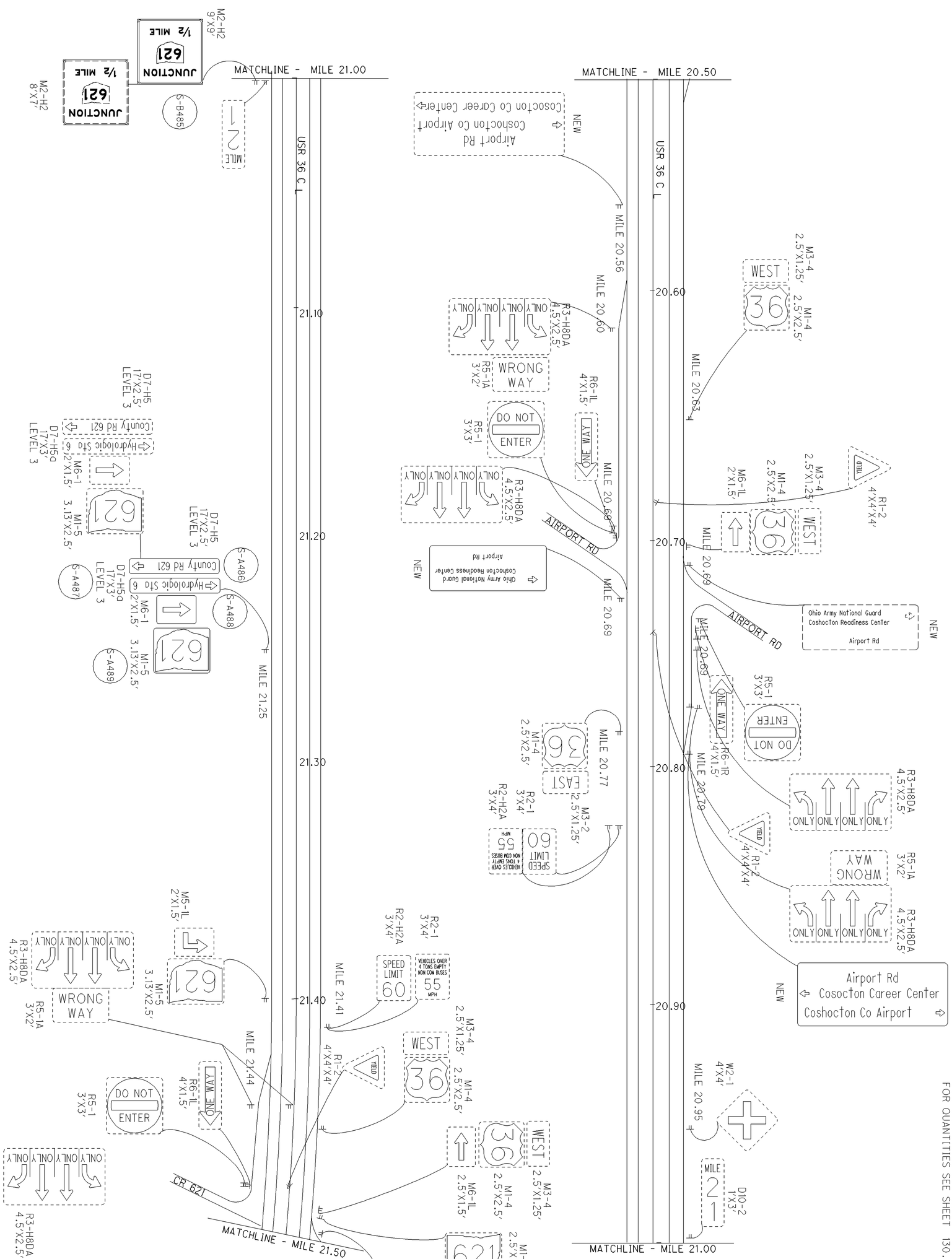


FOR QUANTITIES SEE SHEET 130.

| | | | | |
|---|---|---|---|---|
| 97 / 145 | D05-SIGN-FY2007 | COSHOCTON COUNTY - USR 36<br>MILE 20.50 TO MILE 21.50 | 0 100 / 50 200<br>HORIZONTAL SCALE IN FEET | CALCULATED SKW<br>CHECKED BFB |

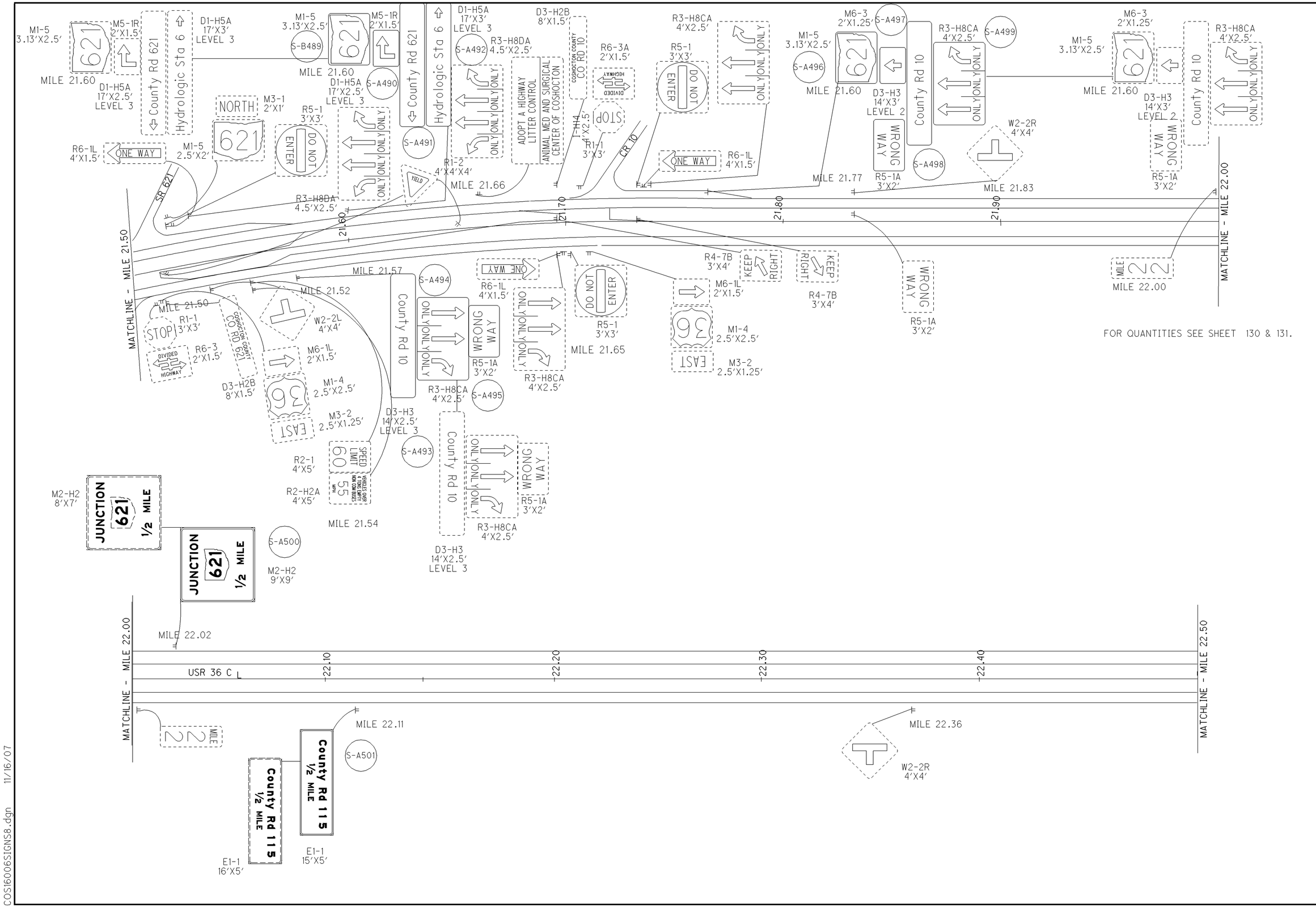


CALCULATED SKW
CHECKED BFB

HORIZONTAL SCALE IN FEET 0 50 100 200

# COSHOCTON COUNTY - USR 36
## MILE 21.50 TO MILE 22.50

D05-SIGN-FY2007



COS16006SIGNS8.dgn 11/16/07

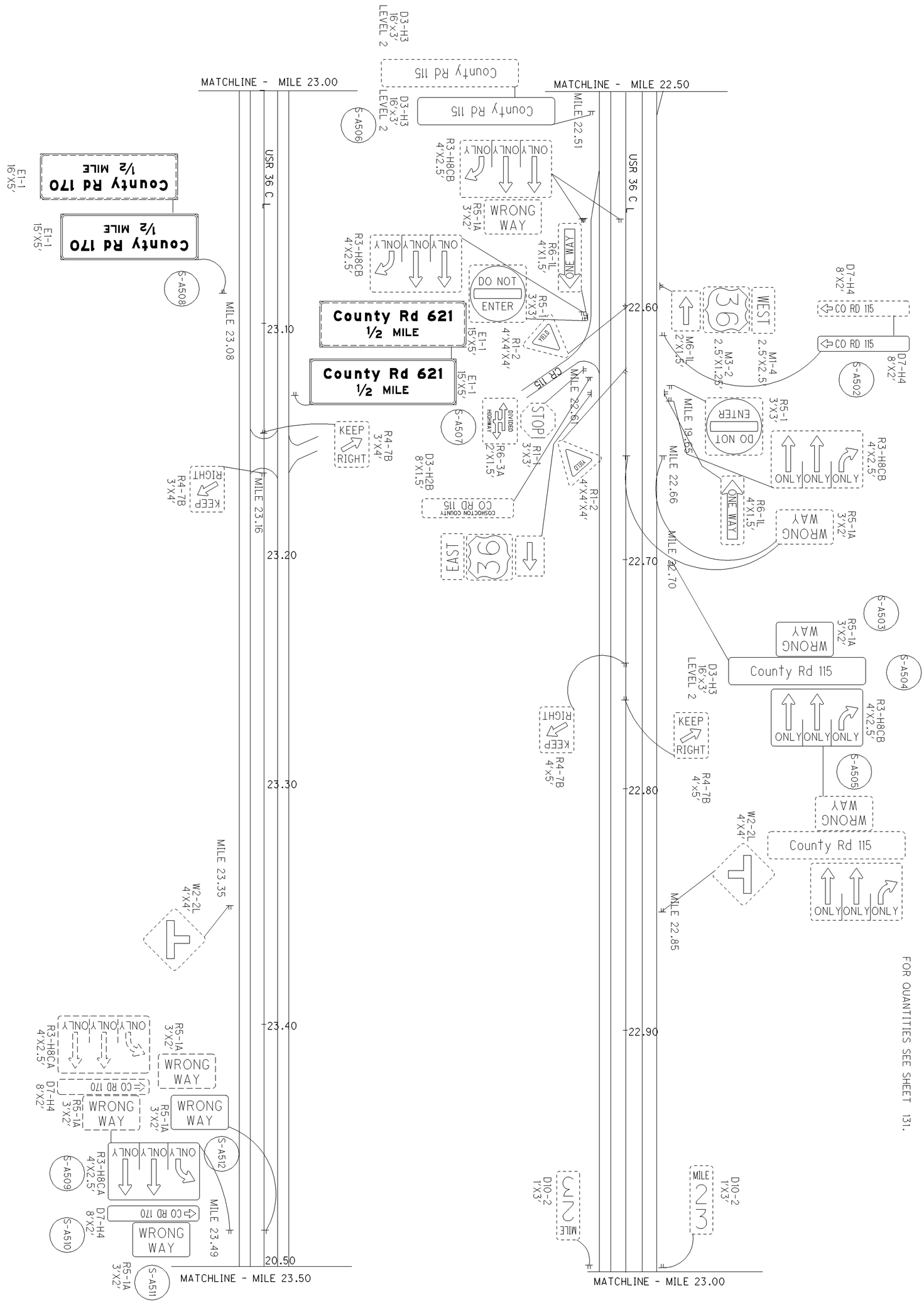


FOR QUANTITIES SEE SHEET 131.

| | | | |
|---|---|---|---|
| 99 / 145 | D05-SIGN-FY2007 | COSHOCTON COUNTY - USR 36<br>MILE 22.50 TO MILE 23.50 | HORIZONTAL SCALE IN FEET (0, 50, 100, 200) |

CALCULATED SKW
CHECKED BFB

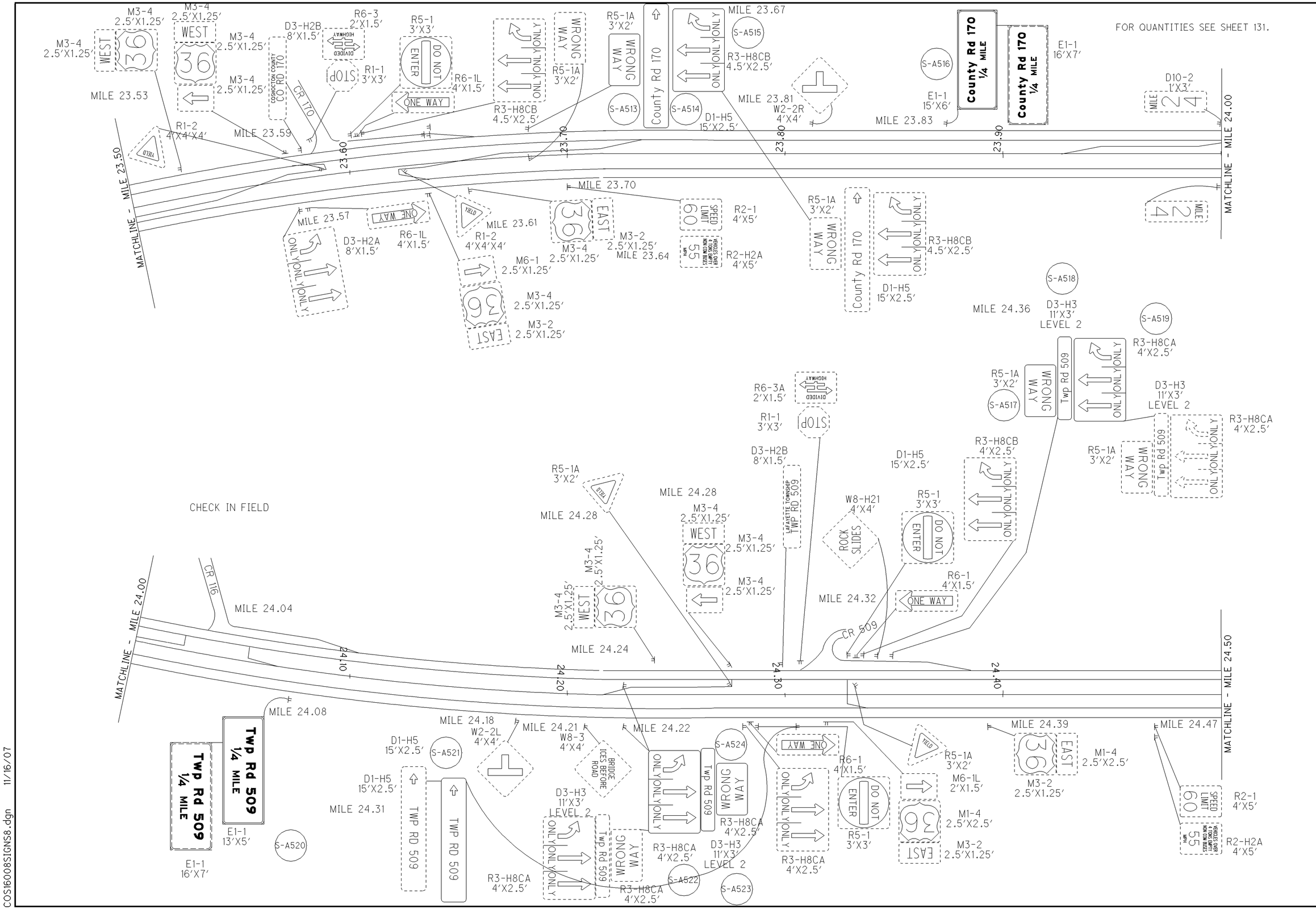


CALCULATED SKW
CHECKED BFB

HORIZONTAL SCALE IN FEET 0 50 100 200

# COSHOCTON COUNTY - USR 36 MILE 23.50 TO MILE 24.50

D05-SIGN-FY2007

COS16008SIGNS8.dgn 11/16/07

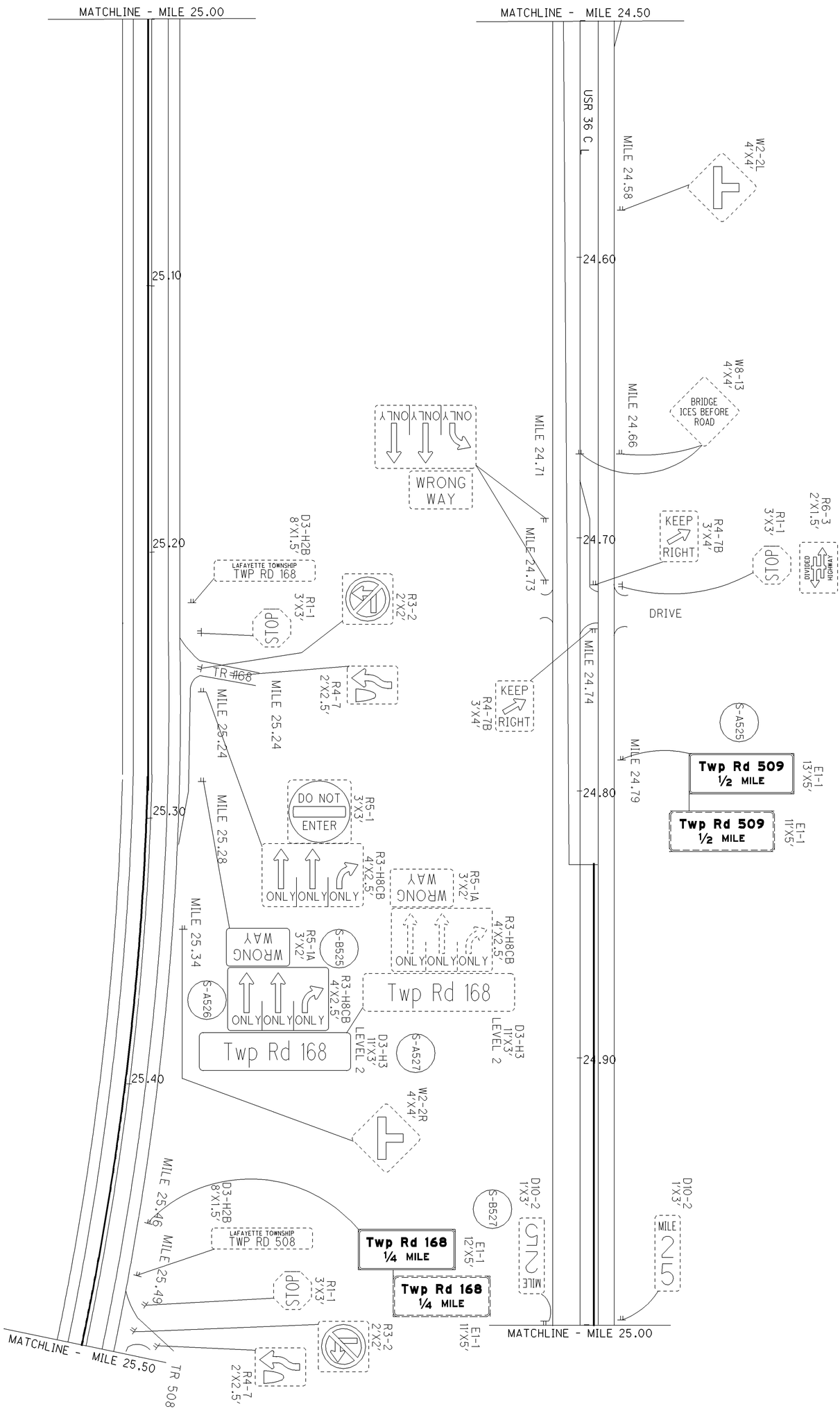


FOR QUANTITIES SEE SHEET 131.



**D05-SIGN-FY2007**

**COSHOCTON COUNTY - USR 36**
**MILE 24.50 TO MILE 25.50**

0 100
50 200
HORIZONTAL SCALE IN FEET

CALCULATED SKW
CHECKED BFB

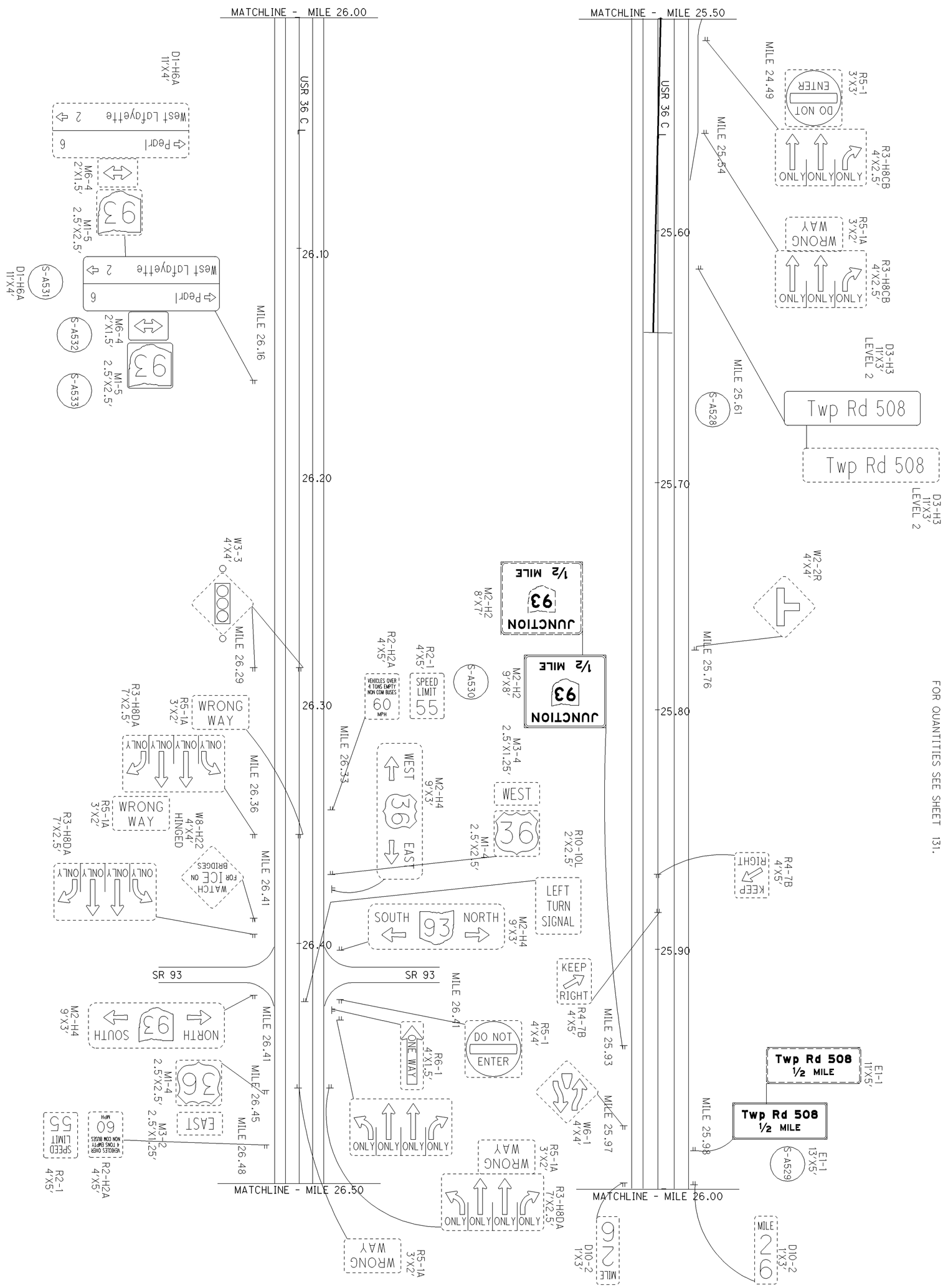


| | | | |
|---|---|---|---|
| 102 / 145 | D05-SIGN-FY2007 | COSHOCTON COUNTY - USR 36<br>MILE 25.50 TO MILE 26.50 | HORIZONTAL SCALE IN FEET (0, 50, 100, 200)<br>CALCULATED SKW<br>CHECKED BFB |

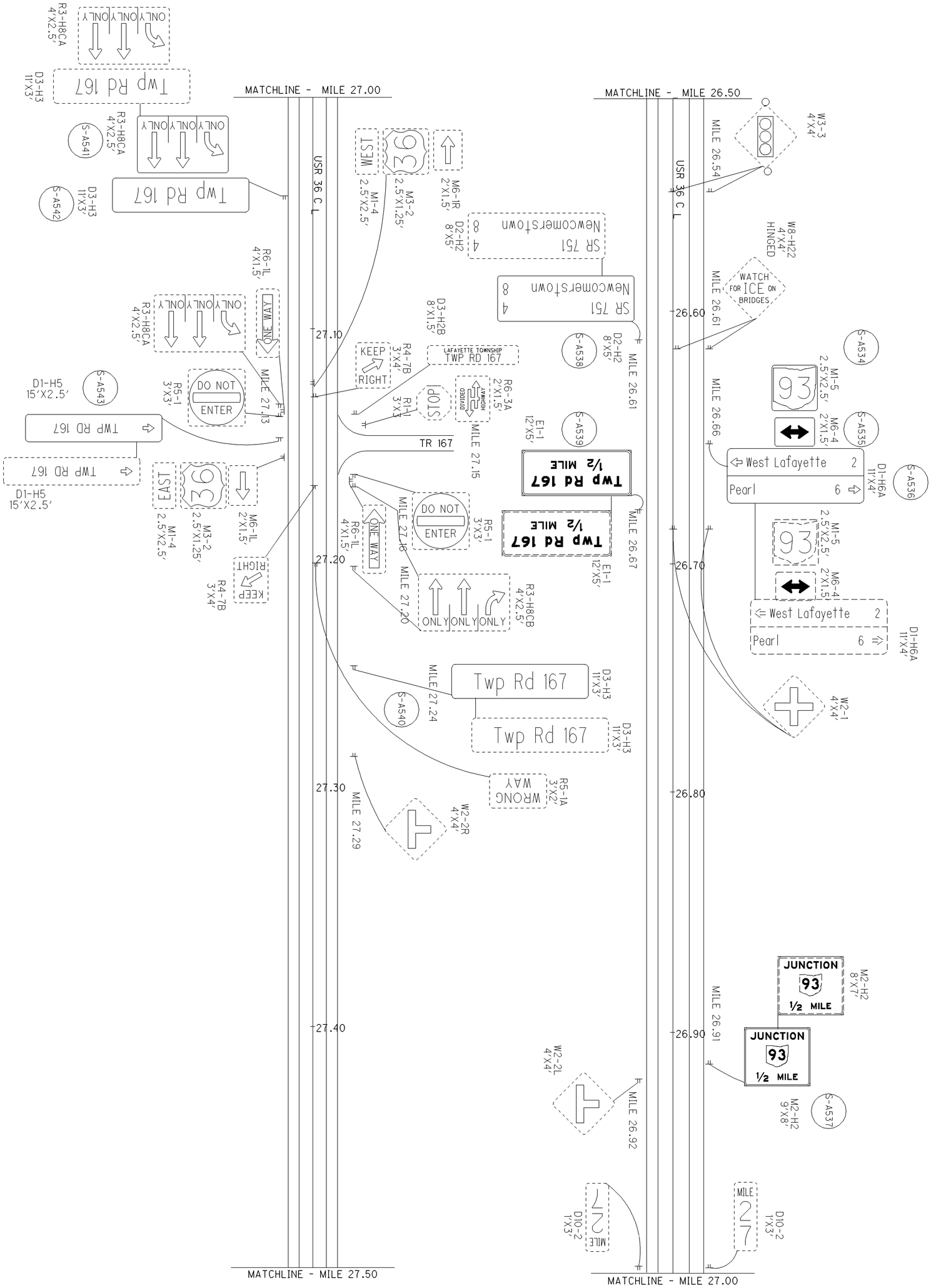


FOR QUANTITIES SEE SHEET 131.

| | | | | |
|---|---|---|---|---|
| 103 / 145 | D05-SIGN-FY2007 | COSHOCTON COUNTY - USR 36<br>MILE 26.50 TO MILE 27.50 | 0 100 / 50 200 HORIZONTAL SCALE IN FEET | CALCULATED SKW<br>CHECKED BFB |

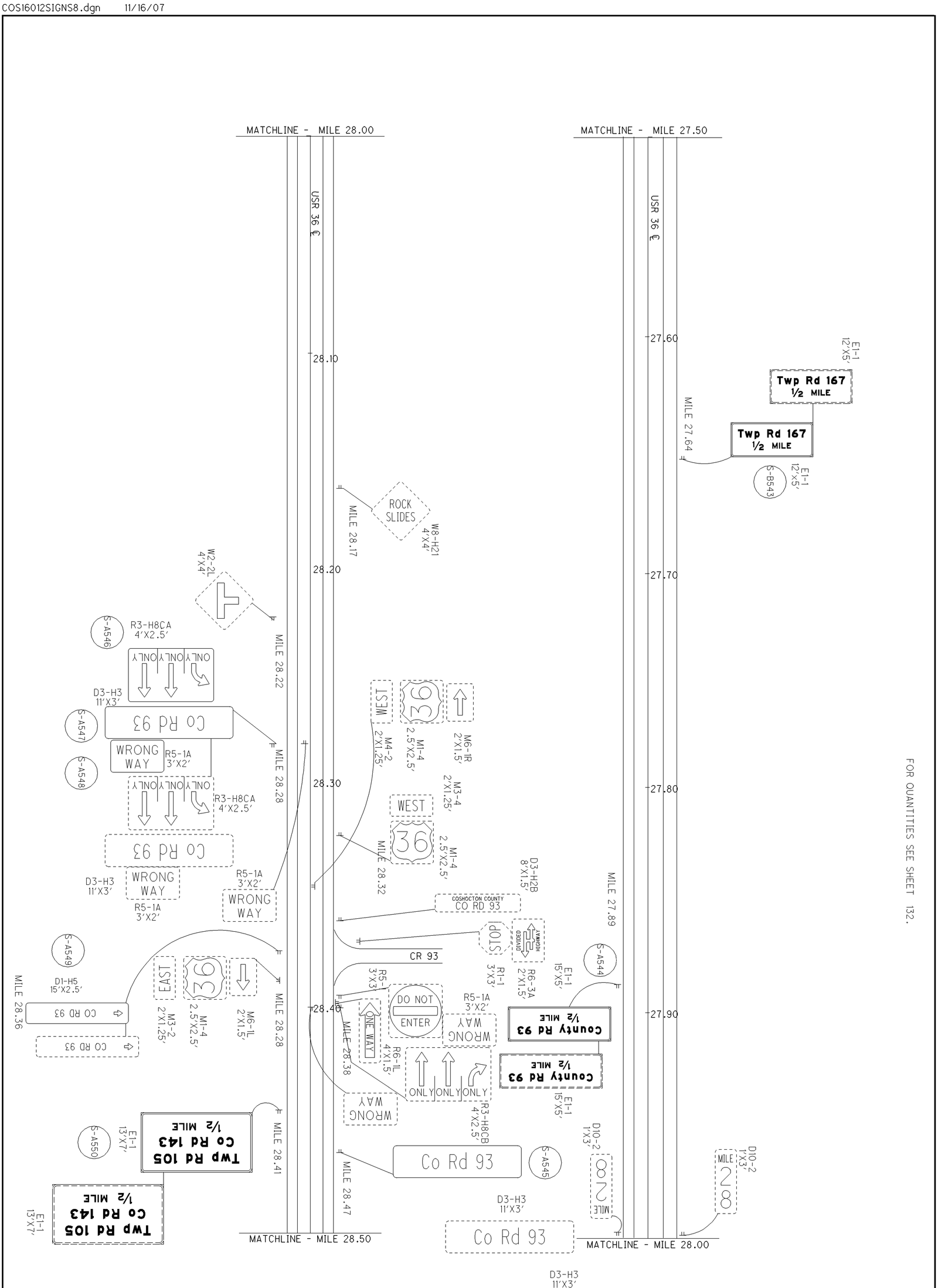


FOR QUANTITIES SEE SHEET 132.

| | | | | |
|---|---|---|---|---|
| 104 / 145 | D05-SIGN-FY2007 | COSHOCTON COUNTY - USR 36<br>MILE 27.50 TO MILE 28.50 | 0 100 / 50 200 HORIZONTAL SCALE IN FEET | CALCULATED SKW<br>CHECKED BFB |

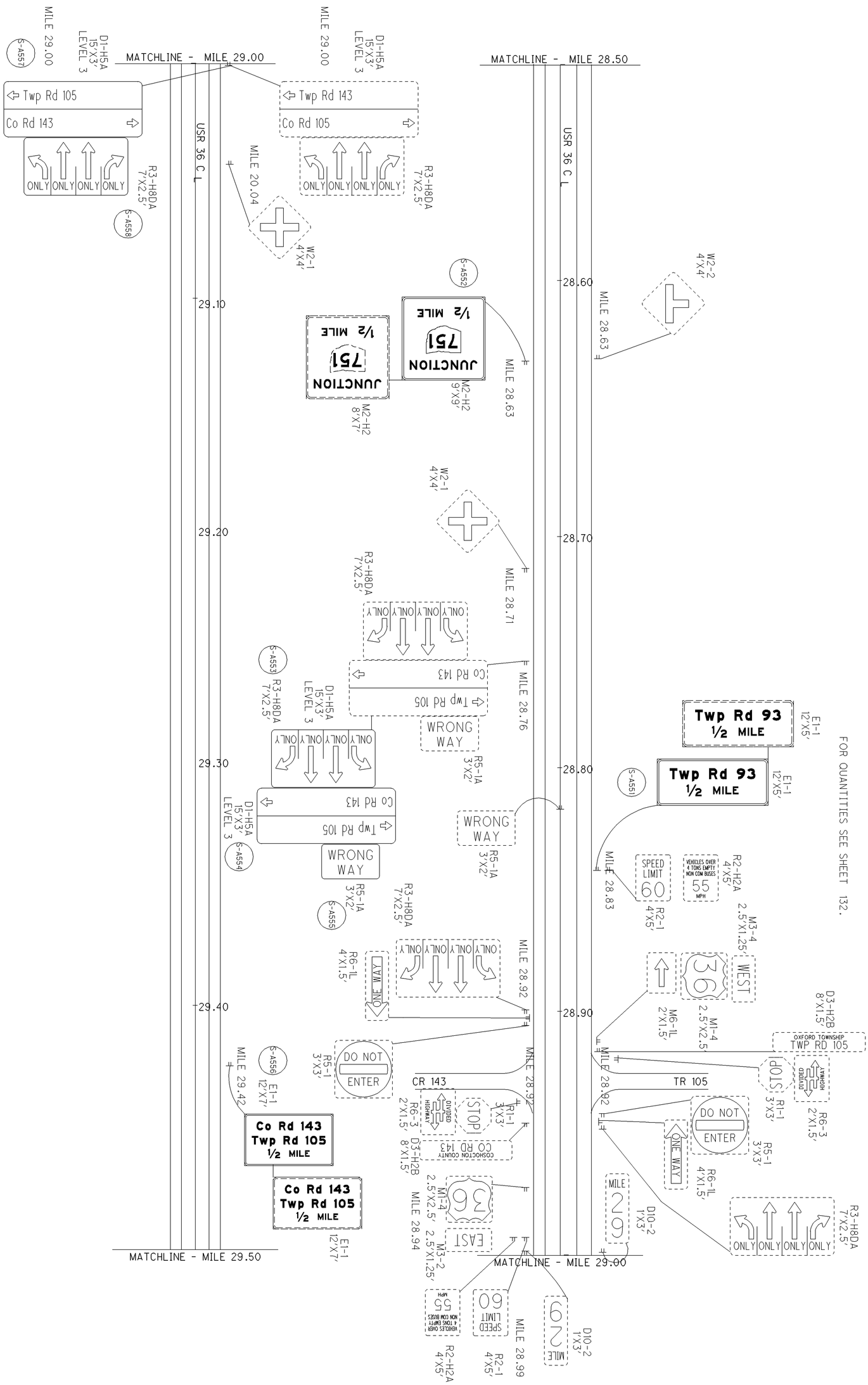


| | | | |
|---|---|---|---|
| 105 / 145 | D05-SIGN-FY2007 | COSHOCTON COUNTY - USR 36<br>MILE 28.50 TO MILE 29.50 | HORIZONTAL SCALE IN FEET (0, 50, 100, 200)<br>CALCULATED SKW<br>CHECKED BFB |

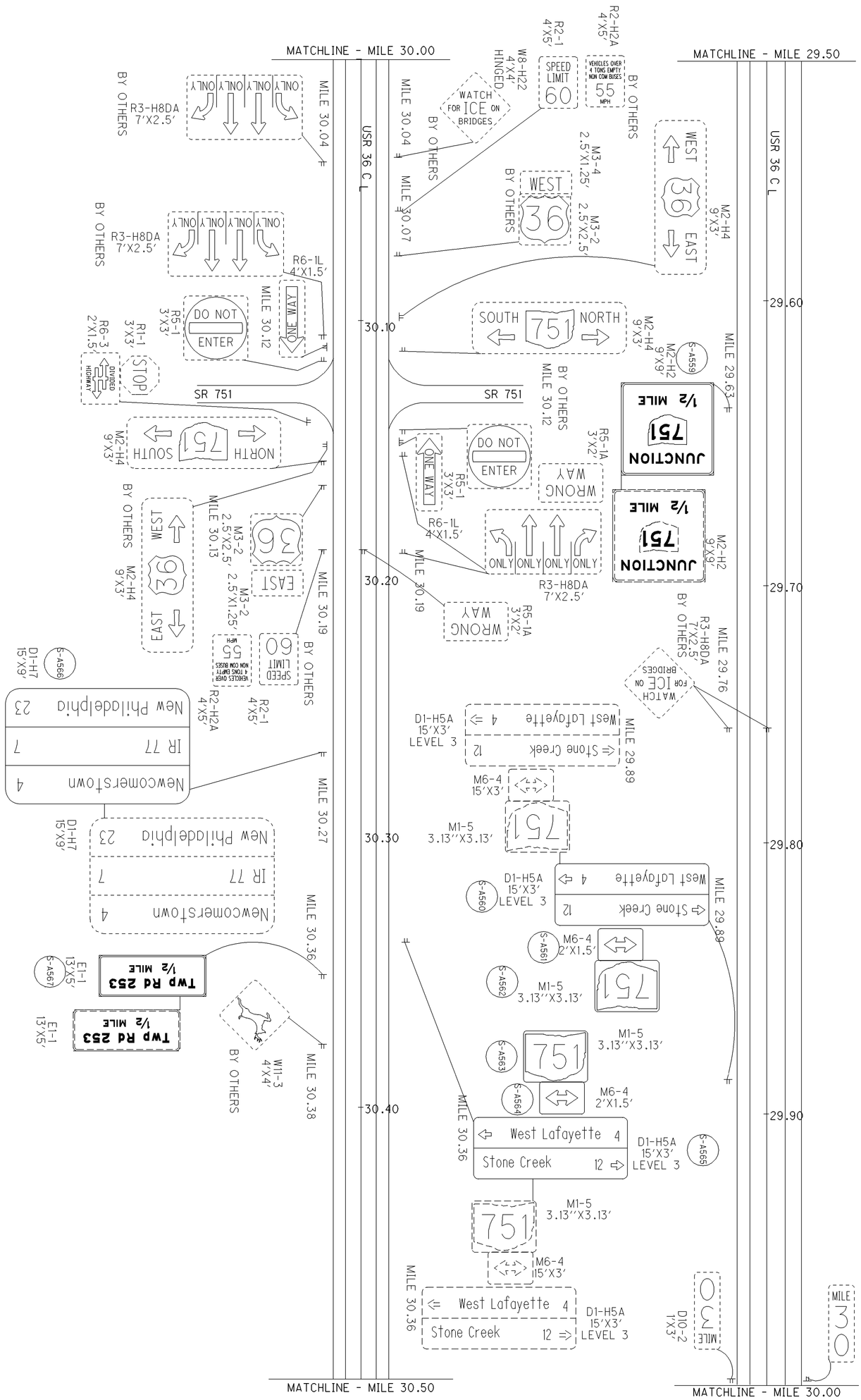


FOR QUANTITIES SEE SHEET 132.

| | | | |
|---|---|---|---|
| 106 / 145 | D05-SIGN-FY2007 | COSHOCTON COUNTY - USR 36<br>MILE 29.50 TO MILE 30.50 | 0 100 50 200 HORIZONTAL SCALE IN FEET |

CALCULATED SKW
CHECKED BFB

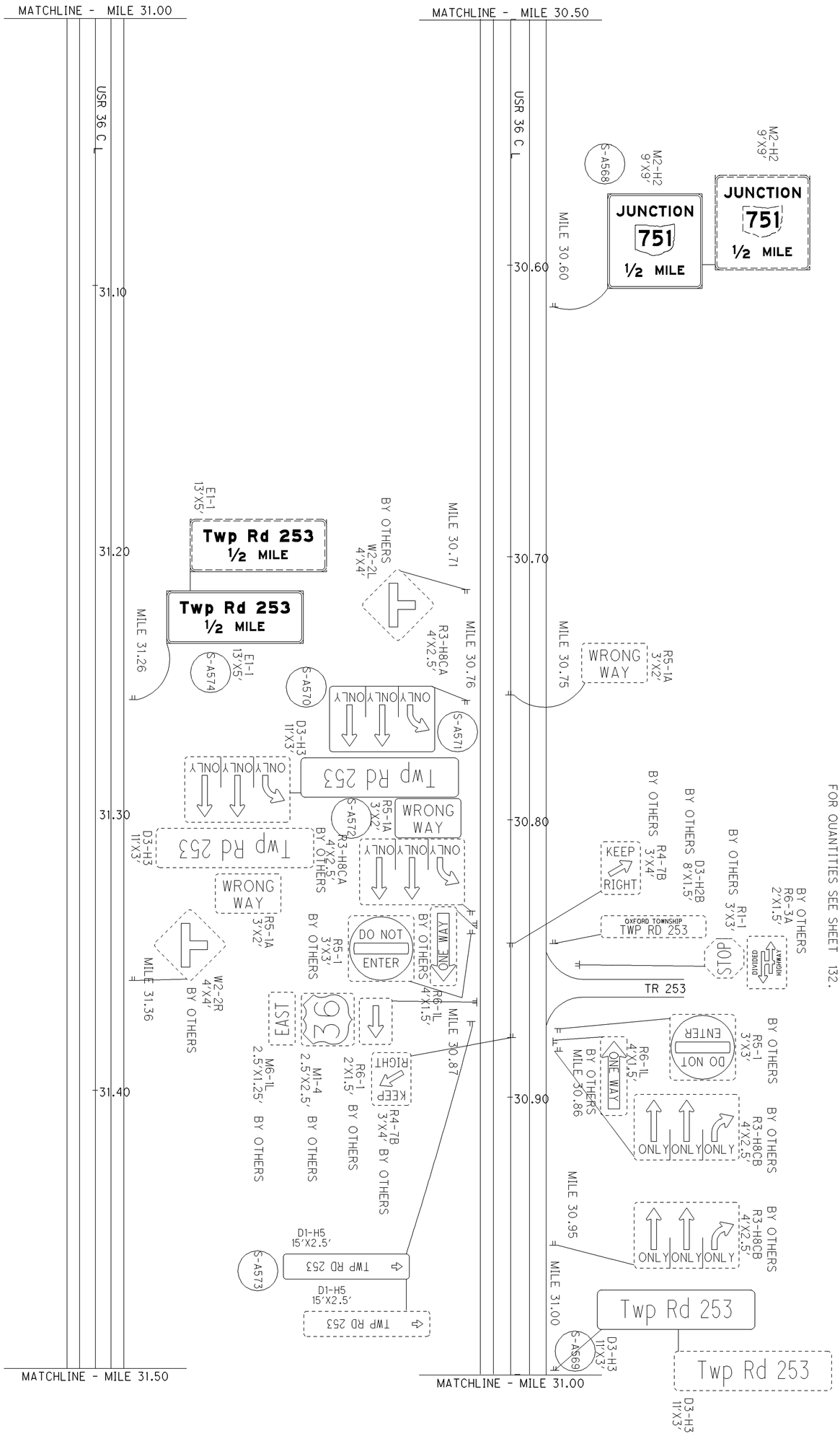


| | | | |
|---|---|---|---|
| 107 / 145 | D05-SIGN-FY2007 | COSHOCTON COUNTY - USR 36<br>MILE 30.50 TO MILE 31.50 | HORIZONTAL SCALE IN FEET (0, 50, 100, 200) |

CALCULATED SKW
CHECKED BFB

FOR QUANTITIES SEE SHEET 132.

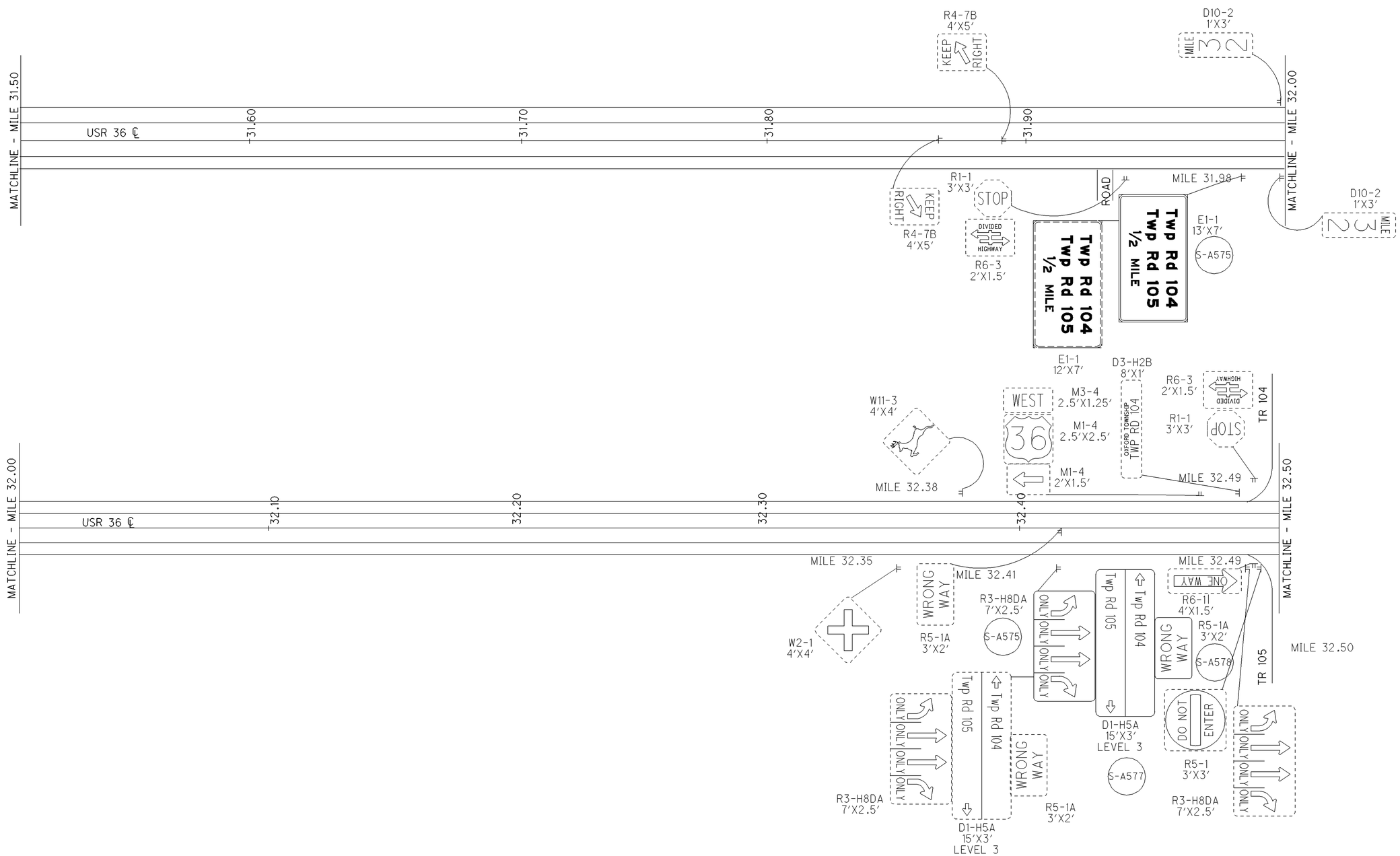


COSHOCTON COUNTY - USR 36
MILE 31.50 TO MILE 32.50

D05-SIGN-FY2007

CALCULATED SKW
CHECKED BFB

HORIZONTAL SCALE IN FEET
0 50 100 200

COS16017SIGNS8.dgn 11/16/07

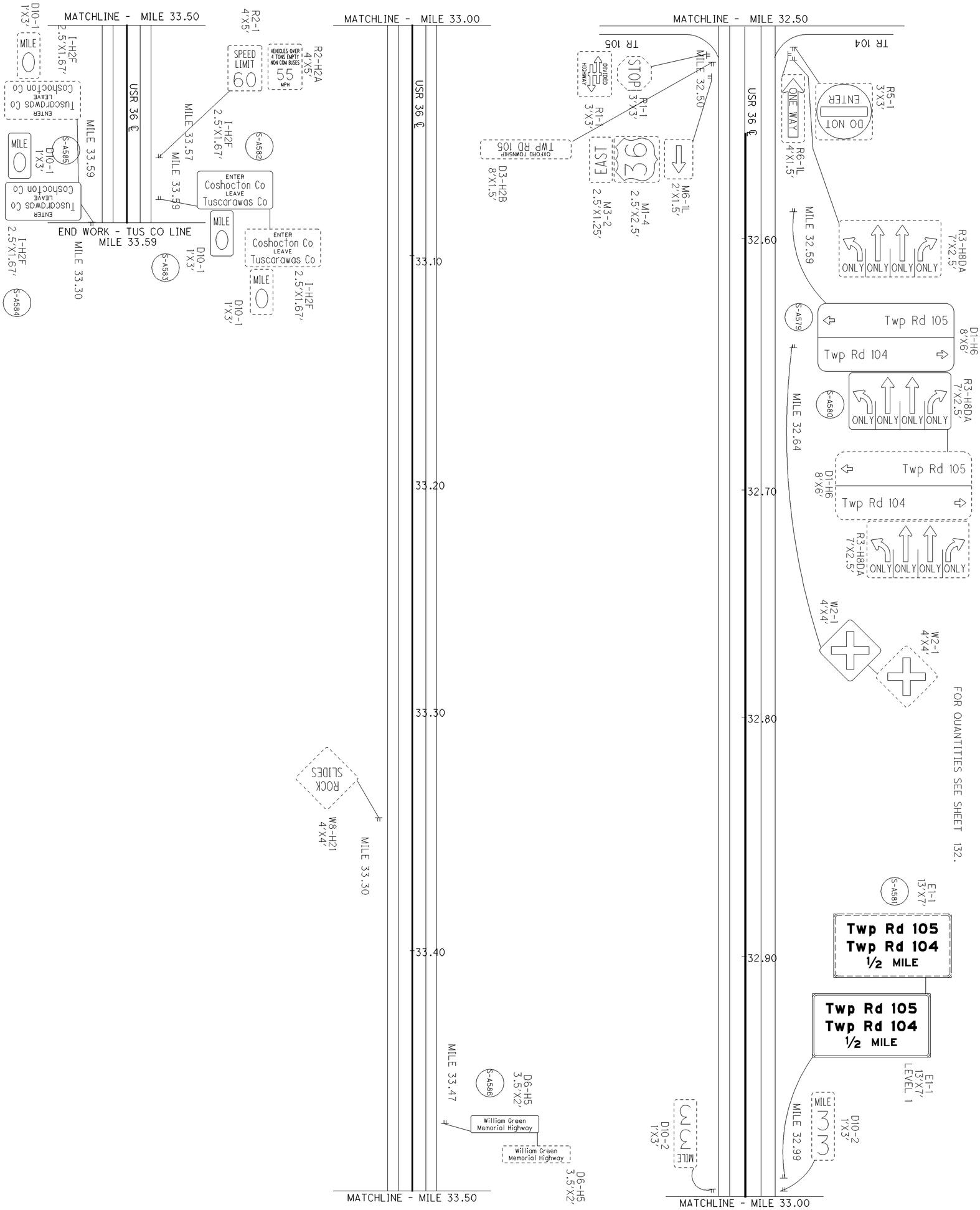




**D05-SIGN-FY2007**

**COSHOCTON COUNTY - USR 36**
**MILE 32.50 TO MILE 33.59**

0 100
50 200
HORIZONTAL SCALE IN FEET

CALCULATED SKW
CHECKED BFB

FOR QUANTITIES SEE SHEET 132




CALCULATED SKW
CHECKED BFB

0 50 100 200
HORIZONTAL SCALE IN FEET

MUSKINGUM COUNTY - USR 40
MILE 0.49

D05-SIGN-FY2007



L40NOMTPERRYSIGNS8.dgn 12/06/07

CALCULATED SKW
CHECKED BFB

0 50 100 200
HORIZONTAL SCALE IN FEET

**LICKING COUNTY - 79**
**MILE 12.09 TO MILE 12.30**

**D05-SIGN-FY2007**



L07900ISIGNS8.dgn 12/05/07

FOR QUANTITIES SEE SHEET 133




CALCULATED SKW
CHECKED BFB

HORIZONTAL SCALE IN FEET 0 50 100 200

# LICKING COUNTY SR 79
# MILE 12.30 TO MILE 12.94

D05-SIGN-FY2007

L079002SIGNS8.dgn 12/05/07

CALCULATED SKW
CHECKED BFB

HORIZONTAL SCALE IN FEET 0 50 100 200

# LICKING COUNTY - SR 79
# MILE 12.94 TO MILE 13.60

## D05-SIGN-FY2007



L0790003SIGNS8.dgn 12/05/07

| SHEET NO. | REFERENCE NO. | LOCATION | SLM | SIDE | CODE | SIZE (FEET) | 630 GROUND MOUNTED SUPPORT W8X18 BEAM | 630 GROUND MOUNTED SUPPORT W10X12 BEAM | 630 GROUND MOUNTED SUPPORT W10X22 BEAM | 630 GROUND MOUNTED SUPPORT W12X30 BEAM | 630 GROUND MOUNTED SUPPORT NO. 3 POST AS PER PLAN | 630 SIGN, BACKING ASSEMBLY | 630 BREAKAWAY BEAM CONNECTION | 630 SIGN ATTACHMENT ASSEMBLY | 630 SIGN, FLAT SHEET | 630 SIGN, GROUND MOUNTED EXTRUSHEET | 630 SIGN, OVERHEAD EXTRUSHEET | 630 GROUND MOUNTED BEAM SUPPORT FOUNDATION | 630 RIGID OVERHEAD SIGN SUPPORT FOUNDATION | 630 REMOVAL OF GROUND MOUNTED SIGN AND DISPOSAL | 630 REMOVAL OF GROUND MOUNTED MAJOR SIGN AND DISPOSAL | 630 REMOVAL OF GROUND MOUNTED BEAM SUPPORT AND DISPOSAL | 630 REMOVAL OF OVERHEAD MOUNTED SIGN AND DISPOSAL | 630 SIGNING, MISC: GROUND MOUNTED SUPPORT | 630 SIGNING, MISC: CHECK TORQUE | 631 REMOVAL OF LUMINAIRE AND DISPOSAL | 631 REMOVAL OF BALLAST AND DISPOSAL | 631 REMOVAL OF SIGN SERVICE AND DISPOSAL, AS PER PLAN |
|---|---|---|---|---|---|---|---|---|---|---|---|---|---|---|---|---|---|---|---|---|---|---|---|---|---|---|---|---|---|
| | | | | | | | FT. | FT. | FT. | FT. | FT. | EACH | EACH | EACH | SQ. FT. | SQ. FT. | SQ. FT. | EACH | EACH | EACH | EACH | EACH | EACH | EACH | EACH | EACH | EACH | EACH |
| 7 | S-1 | I-77 | 36.51 | L | E8-H3 | 8X5 | | | | | | | | | | 40 | | | | | 1 | | | | | | | | |
| | S-2 | I-77 | 36.51 | R | E8-H3 | 8X5 | | | | | | | | | | 40 | | | | | 1 | | | | | | | | |
| | S-2A | I-77 | 36.55 | L | R2-1 | 4X5 | | | | | 12 | | | | 20 | | | | | | 1 | 2 | | | | | | | |
| | S-2B | I-77 | 36.55 | L | R2-H2a | 4X5 | | | | | 12 | | | | 20 | | | | | | | | | | | | | | |
| | S-3 | I-77 | 36.81 | R | E1-1 | 18X12 | | | | | | | | | | 216 | | | | | 1 | | | | 1 | | | | |
| | S-4 | I-77 | 36.81 | R | E1-5 | 7X2 | | | | | | 2 | | | | 14 | | | | 1 | | | | | | | | | |
| | S-5 | I-77 | 37.23 | R | D5-H16 | 12X4 | | | | | | | | | | 48 | | | | | 1 | | | | | | | | |
| | S-6 | I-77 | 37.23 | R | D5-1 | 12X8 | | | | | | | | | | 96 | | | | | 1 | | | | | | | | |
| | S-7 | I-77 | 37.23 | R | D5-H14 | 12X2 | | | | | | 3 | | | | 24 | | | | 1 | | | | | | | | | |
| | S-7A | I-77 | 37.27 | R | R16-H15 | 10X5 | | | | | | | | | | 50 | | | | | 1 | | | | | | | | |
| | S-8 | I-77 | 37.32 | L | D5-H6 | 6X6 | | | | | | | | | | 36 | | | | 1 | | | | | | | | | |
| | S-9 | I-77 | 37.37 | R | E1-1 | 18X12 | | | | | | | | | | 216 | | | | | 1 | | | | 1 | | | | |
| | S-10 | I-77 | 37.37 | R | E1-5 | 7X2 | | | | | | 2 | | | | 14 | | | | 1 | | | | | | | | | |
| | S-11 | I-77 | 37.48 | L | D5-H2a | 10X5 | | | | | | | | | | 50 | | | | | 1 | | | | | | | | |
| | | | | | | | | | | | | | | | | | | | | | | | | | | | | | |
| 9 | S-12 | I-77 | 37.51 | R | E3-H1 | 13X5 | | 19-23 | | | | | | | | 65 | | 2 | | | 1 | 2 | | | | | | | |
| | S-13 | I-77 | 37.51 | R | E1-5 | 7X2 | | | | | | 2 | | | | 14 | | | | 1 | | | | | | | | | |
| | S-14 | I-77 | 37.60 | L | D5-H7 | 13X5 | | | | | | | | | | 65 | | | | | 1 | | | | | | | | |
| | S-15 | I-77 | 37.64 | R | E1-H3 | 21X10 | | | | 28-30-33 | | | | | | 210 | | 3 | | | 1 | 3 | | | | | | | |
| | S-16 | I-77 | 37.64 | R | E1-H5 | 7X2 | | | | | | 2 | | | | 14 | | | | 1 | | | | | | | | | |
| | S-17 | SR 313 | | L | D1-H6A | 12X4 | | | | | | | | | | 48 | | | | | 1 | | | | | | | | |
| | S-18 | SR 313 | | L | M2-H4 | 9X2.5 | | | | | | | | | | 22.5 | | | | 1 | | | | | | | | | |
| | S-19 | SR 313 | | R | M2-H6 | 7X6 | | | | | | | | 2 | | | 42 | | | | | | 1 | | | 2 | 2 | 1 |
| | S-20 | SR 313 | | L | M2-H6 | 7X6 | | | | | | | | 2 | | | 42 | | | | | | 1 | | | 2 | 2 | 1 |
| | S-20A | RAMP | | | M1-5 | 2.5X2 | | | | | | 1 | | | 5 | | | | | | | | | | | | | |
| | S-20B | RAMP | | | M6-4 | 2X1.5 | | | | | | 1 | | | 3 | | | | | | | | | | | | | |
| | S-20C | RAMP | | | D1-H5a | 12X3 | | | | | 12 | | | | | 36 | | | | 1 | | | | | | | | |
| | S-20D | RAMP | | | D1-H4a | 12X2 | | | | | | | | | | 24 | | | | | | | | | | | | |
| | S-20E | RAMP | | | D1-H5a | 12X2 | | | | | | | | | | 24 | | | | | | | | | | | | |
| | S-21 | SR 313 | | R | M2-H4 | 9X2.5 | | | | | | | | | | 22.5 | | | | 1 | | | | | | | | |
| | S-21A | SR 313 | | R | M2-H4 | 9X2.5 | | | | | | | | | | 22.5 | | | | 1 | | | | | | | | |
| | S-22 | SR 313 | | R | D1-H6a | 12X4 | | | | | | | | | | 48 | | | | | 1 | | | | | | | |
| | S-23 | RAMP | | | M1-5 | 2.5X2 | | | | | | 1 | | | 5 | | | | | 1 | | | | | | | | |
| | S-23A | I-77 | 37.81 | R | E5-H2a | 7X4 | | | | | | | | | | 28 | | | | 1 | | | | 1 | | | | |
| | S-24 | RAMP | | | M6-4 | 2X1.5 | | | | | | 1 | | | 3 | | | | | 1 | | | | | | | | |
| | S-25 | RAMP | | | D1-H4a | 12X2 | | | | | | | | | | 24 | | | | 1 | | | | | | | | |
| | S-26 | RAMP | | | D1-H5a | 12X2 | | | | | | | | | | 24 | | | | 1 | | | | | | | | |
| | S-27 | RAMP | | | D1-H4a | 12X3 | | | | | | | | | | 36 | | | | 1 | | | | | | | | |
| | | | | | | | | | | | | | | | | | | | | | | | | | | | | | |
| 10 | S-28 | I-77 | 38.13 | L | E5-H1a | 6X5 | | | | | | | | | | 30 | | | | 1 | | | | 1 | | | | | |
| | S-29 | I-77 | 38.30 | L | E1-H3 | 21X10 | | | | 28-32-35 | | | | | | 210 | | 3 | | | 1 | 3 | | | | | | | |
| | S-30 | I-77 | 38.30 | L | E1-5 | 7X2 | | | | | | 2 | | | | 14 | | | | 1 | | | | | | | | | |
| | S-31 | I-77 | 38.51 | L | E3-H1 | 13X5 | | | | | | | | | | 65 | | | | | 1 | | | | | | | | |
| | S-32 | I-77 | 38.51 | L | E1-5 | 7X2 | | | | | | 2 | | | | 14 | | | | 1 | | | | | | | | | |
| | S-33 | I-77 | 38.63 | L | E1-1 | 18X12 | | | | | | | | | | 216 | | | | | 1 | | | | 1 | | | | |
| | S-33A | I-77 | 38.63 | L | E1-5 | 7X2 | | | | | | 2 | | | | 14 | | | | 1 | | | | | | | | | |
| | S-34 | I-77 | 38.93 | R | D5-H2a | 10x5 | | | | | | | | | | 50 | | | | 1 | | | | | | | | | |
| | S-34A | I-77 | 38.68 | R | R2-H2a | 4X5 | | | | | 12 | | | | 20 | | | | | | 1 | 2 | | | | | | | |
| | S-34B | I-77 | 38.68 | R | R2-1 | 4X5 | | | | | 12 | | | | 20 | | | | | | | | | | | | | | |
| **TOTALS CARRIED TO SUBSUMMARY** | | | | | | | | 42 | | 186 | 60 | 21 | | 4 | 96 | 2193.5 | 84 | 8 | | 20 | 19 | 12 | 2 | 2 | 3 | 4 | 4 | 2 | |

CALCULATED SKW
CHECKED BFB

# SIGNING QUANTITIES

D05-SIGN-FY2005



12/03/07 ssubsumm.dgn

| SHEET NO. | REFERENCE NO. | LOCATION | SLM | SIDE | CODE | SIZE (FEET) | 630 GROUND MOUNTED SUPPORT W8X18 BEAM | 630 GROUND MOUNTED SUPPORT W10X12 BEAM | 630 GROUND MOUNTED SUPPORT W10X22 BEAM | 630 GROUND MOUNTED SUPPORT W12X30 BEAM | 630 GROUND MOUNTED SUPPORT NO. 3 POST AS PER PLAN | 630 SIGN, BACKING ASSEMBLY | 630 BREAKAWAY BEAM CONNECTION | 630 SIGN ATTACHMENT ASSEMBLY | 630 SIGN, FLAT SHEET | 630 SIGN, GROUND MOUNTED EXTRUSHEET | 630 SIGN, OVERHEAD EXTRUSHEET | 630 GROUND MOUNTED BEAM SUPPORT FOUNDATION | 630 RIGID OVERHEAD SIGN SUPPORT FOUNDATION | 630 REMOVAL OF GROUND MOUNTED SIGN AND DISPOSAL | 630 REMOVAL OF GROUND MOUNTED MAJOR SIGN AND DISPOSAL | 630 REMOVAL OF GROUND MOUNTED BEAM SUPPORT AND DISPOSAL | 630 REMOVAL OF OVERHEAD MOUNTED SIGN AND DISPOSAL | 630 SIGNING, MISC: GROUND MOUNTED SUPPORT | 630 SIGNING, MISC: CHECK TORQUE | 631 REMOVAL OF LUMINAIRE AND DISPOSAL | 631 REMOVAL OF BALLAST AND DISPOSAL | 631 REMOVAL OF SIGN SERVICE AND DISPOSAL, AS PER PLAN |
|---|---|---|---|---|---|---|---|---|---|---|---|---|---|---|---|---|---|---|---|---|---|---|---|---|---|---|---|---|
| | | | | | | | FT. | FT. | FT. | FT. | FT. | EACH | EACH | EACH | SQ. FT. | SQ. FT. | SQ. FT. | EACH | EACH | EACH | EACH | EACH | EACH | EACH | EACH | EACH | EACH | EACH |
| 11 | S-35 | I-77 | 39.08 | L | E1-1 | 18X12 | | | | | | | | | | 216 | | | | | 1 | | | | 1 | | | |
| | S-36 | I-77 | 39.08 | L | E1-5 | 7X2 | | | | | | 2 | | | | 14 | | | | 1 | | | | | | | | |
| | S-37 | I-77 | 39.15 | R | D5-H7 | 13X5 | | | | | | | | | | 65 | | | | | 1 | | | | | | | |
| | S-38 | I-77 | 39.34 | R | D5-H2a | 10X5 | | | | | | | | | | 50 | | | | | 1 | | | | 1 | | | |
| | S-39 | I-77 | 39.54 | L | D5-H16 | 10X4 | | | | | | | | | | 40 | | | | | 1 | | | | | | | |
| | S-40 | I-77 | 39.54 | L | D5-H1 | 10X8 | | | | | | | | | | 80 | | | | | 1 | | | | | | | |
| | S-41 | I-77 | 39.54 | L | D5-H14 | 10X2 | | | | | | 3 | | | | 20 | | | | 1 | | | | | | | | |
| | S-42 | I-77 | 39.54 | R | D5-H6 | 6X5 | | | | | | | | | | 30 | | | | 1 | | | | | | | | |
| | | | | | | | | | | | | | | | | | | | | | | | | | | | | |
| 12 | S-43 | I-77 | 40.36 | R | E1-1 | 19X12 | | | | | | 2 | | | | 228 | | | | | 1 | | | | 1 | | | |
| | S-44 | I-77 | 40.36 | R | E1-5 | 7X2 | | | | | | | | | | 14 | | | | 1 | | | | | | | | |
| | S-44A | I-77 | 40.66 | L | E7 | 13X5 | | | | | | | | | | 65 | | | | | 1 | | | | | | | |
| | S-45 | I-77 | 40.67 | R | E3-H2 | 17X4 | | | | | | 2 | | | | 68 | | | | | 1 | | | | | | | |
| | S-46 | I-77 | 40.67 | R | E1-5 | 7X2 | | | | | | | | | | 14 | | | | 1 | | | | | | | | |
| | S-46A | I-77 | 40.86 | L | R2-1 | 4X5 | | | | | 12 | | | | 20 | | | | | | | | | | | | | |
| | S-46B | I-77 | 40.86 | L | R2-H2a | 4X5 | | | | | 12 | | | | 20 | | | | | | 1 | 2 | | | | | | |
| | S-47 | I-77 | 40.92 | R | E1-1 | 19X12 | | | | | | 2 | | | | 228 | | | | | 1 | | | | 1 | | | |
| | S-48 | I-77 | 40.92 | R | E1-5 | 7X2 | | | | | | | | | | 14 | | | | 1 | | | | | | | | |
| | | | | | | | | | | | | | | | | | | | | | | | | | | | | |
| 13 | S-49 | I-77 | 41.10 | L | D12-H11 | 10X3 | | | | | | | | | | 30 | | | | 1 | | | | | | | | |
| | S-50 | I-77 | 41.10 | L | D12-H12 | 10X1.25 | | | | | | | | | | 12.5 | | | | 1 | | | | | | | | |
| | S-51 | I-77 | 41.10 | R | D12-H11 | 10X3 | | | | | | | | | | 30 | | | | 1 | | | | | | | | |
| | S-52 | I-77 | 41.10 | R | D12-H12 | 10X1.25 | | | | | | | | | | 12.5 | | | | 1 | | | | | | | | |
| | S-53 | I-77 | 41.38 | R | E1-1 | 13X13 | | | | | | | | 3 | | | 169 | | | | | | 1 | | | 2 | 2 | 1 |
| | S-54 | I-77 | 41.38 | R | E1-5 | 12X2 | | | | | | | | 3 | | | 24 | | | | | | 1 | | | | | |
| | S-55 | I-77 | 41.38 | R | E1-H3 | 22X10 | | | | | | | | 4 | | | 220 | | | | | | 1 | | | 2 | 2 | 1 |
| | S-56 | I-77 | 41.38 | R | E1-5 | 7X2 | | | | | | 2 | | | | | 14 | | | | | | 1 | | | | | |
| | S-57 | I-77 | 41.42 | R | E5-H2a | 7X4 | | | | | | | | | | 28 | | | | 1 | | | | 1 | | | | |
| | | | | | | | | | | | | | | | | | | | | | | | | | | | | |
| 15 | S-58 | RAMP | | | M1-5 | 2.5X2 | | | | | | 1 | | | 5 | | | | | 1 | | | | | | | | |
| | S-59 | RAMP | | | M6-1 | 2X1.5 | | | | | | 1 | | | 3 | | | | | 1 | | | | | | | | |
| | S-60 | RAMP | | | D1-H5a | 11X2 | | | | | | | | | | 22 | | | | 1 | | | | | | | | |
| | S-61 | RAMP | | | M1-5 | 2.5X2 | | | | | | 1 | | | 5 | | | | | 1 | | | | | | | | |
| | S-62 | RAMP | | | M6-1 | 2X1.5 | | | | | | 1 | | | 3 | | | | | 1 | | | | | | | | |
| | S-63 | RAMP | | | D3-H5 | 11X3 | | | | | | | | | | 33 | | | | 1 | | | | | | | | |
| | S-64 | SR 209 | | R | M2-H4 | 9X2.5 | | | | | | | | | | 22.5 | | | | 1 | | | | | | | | |
| | S-65 | SR 209 | | R | D1-H6a | 12X4 | | | | | | | | | | 48 | | | | | 1 | | | | | | | |
| | S-65A | I-77 | SR 209 | | D3-H5 | 11X3 | | | | | 12 | | | | | 33 | | | | 1 | | | | | | | | |
| | S-65B | I-77 | SR 209 | | M6-1 | 2X1.5 | | | | | | | | | 3 | | | | | 1 | | | | | | | | |
| | S-65C | I-77 | SR 209 | | M1-5 | 2.5X2 | | | | | | 1 | | | 5 | | | | | 1 | | | | | | | | |
| | S-65D | I-77 | SR 209 | | M1-5 | 2.5X2 | | | | | | 1 | | | 5 | | | | | 1 | | | | | | | | |
| | S-65E | I-77 | SR 209 | | M6-1 | 2X1.5 | | | | | | | | | 3 | | | | | 1 | | | | | | | | |
| | S-65F | I-77 | SR 209 | | D1-H5a | 11X2 | | | | | | | | | | 22 | | | | 1 | | | | | | | | |
| | S-66 | SR 209 | | R | M2-H6 | 7X6 | | | | | | | | 2 | | | 42 | | | | | | 1 | | | 2 | 2 | 1 |
| | S-67 | RAMP | | R | E1-H3 | 10X5 | | | | | | | | 2 | | | 50 | | | | | | 1 | | | 2 | 2 | 1 |
| | S-68 | SR 209 | | L | E1-1 | 7X6 | | | | | | | | 2 | | | 42 | | | | 1 | | | | | | | |
| | S-69 | SR 209 | | L | M2-H6 | 7X6 | | | | | | | | 2 | | | 42 | | | | | | 1 | | | 2 | 2 | 1 |
| | S-70 | SR 209 | | L | M2-H6 | 7X6 | | | | | | | | 2 | | | 42 | | | | | | 1 | | | 2 | 2 | 1 |
| | S-71 | RAMP | | R | M1-5 | 2.5X2 | | | | | | 1 | | | 5 | | | | | 1 | | | | | | | | |
| | S-72 | RAMP | | R | M6-1 | 2X1.5 | | | | | | 1 | | | 3 | | | | | 1 | | | | | | | | |
| | S-73 | RAMP | | R | D1-H6a | 12X4 | | | | | | | | | | 48 | | | | | 1 | | | | | | | |
| | S-74 | RAMP | | R | M1-5 | 2.5X2 | | | | | | 1 | | | 5 | | | | | 1 | | | | | | | | |
| | S-75 | RAMP | | R | M6-1 | 2X1.5 | | | | | | 1 | | | 3 | | | | | 1 | | | | | | | | |
| | S-76 | I-77 | | L | E5-H2a | 7X4 | | | | | | | | | | 28 | | | | 1 | | | | 1 | | | | |
| TOTALS CARRIED TO SUBSUMMARY | | | | | | | | | | | 36 | 23 | | 20 | 88 | 1299.5 | 645 | | | 29 | 13 | 2 | 8 | 2 | 4 | 12 | 12 | 6 |

CALCULATED SKW
CHECKED BFB

# SIGNING QUANTITIES

D05-SIGN-FY2005



12/03/07
8SUBSUM2.dgn

| SHEET NO. | REFERENCE NO. | LOCATION | SLM | SIDE | CODE | SIZE (FEET) | 630 GROUND MOUNTED SUPPORT W8X18 BEAM | W10X12 BEAM | W10X22 BEAM | W12X30 BEAM | NO. 3 POST AS PER PLAN | 630 SIGN, BACKING ASSEMBLY | 630 BREAKAWAY BEAM CONNECTION | 630 SIGN ATTACHMENT ASSEMBLY | 630 SIGN, FLAT SHEET | 630 SIGN, GROUND MOUNTED EXTRUSHEET | 630 SIGN, OVERHEAD EXTRUSHEET | 630 GROUND MOUNTED BEAM SUPPORT FOUNDATION | 630 RIGID OVERHEAD SIGN SUPPORT FOUNDATION | 630 REMOVAL OF GROUND MOUNTED SIGN AND DISPOSAL | 630 REMOVAL OF GROUND MOUNTED MAJOR SIGN AND DISPOSAL | 630 REMOVAL OF GROUND MOUNTED BEAM SUPPORT AND DISPOSAL | 630 REMOVAL OF OVERHEAD MOUNTED SIGN AND DISPOSAL | 630 SIGNING, MISC: GROUND MOUNTED SUPPORT | 630 SIGNING, MISC: CHECK TORQUE | 631 REMOVAL OF LUMINAIRE AND DISPOSAL | 631 REMOVAL OF BALLAST AND DISPOSAL | 631 REMOVAL OF SIGN SERVICE AND DISPOSAL, AS PER PLAN |
|---|---|---|---|---|---|---|---|---|---|---|---|---|---|---|---|---|---|---|---|---|---|---|---|---|---|---|---|---|
| | | | | | | | FT. | FT. | FT. | FT. | FT. | EACH | EACH | EACH | SQ. FT. | SQ. FT. | SQ. FT. | EACH | EACH | EACH | EACH | EACH | EACH | EACH | EACH | EACH | EACH | EACH |
| 15 | CONTINUED | | | | | | | | | | | | | | | | | | | | | | | | | | | |
| | S-77 | I-77 | 41.89 | R | D12-H11 | 10X3 | | | | | | | | | | 30 | | | | 1 | | | | | | | | |
| | S-78 | I-77 | 41.89 | R | D12-H12 | 10X1.25 | | | | | | 2 | | | | 12.5 | | | | 1 | | | | | | | | |
| | S-78A | SR 209 | | | M3-1 | 2X1 | | | | | | 1 | | | 2 | | | | | 1 | | | | | | | | |
| | S-78B | SR 209 | | | M3-3 | 2X1 | | | | | | 1 | | | 2 | | | | | 1 | | | | | | | | |
| | S-78C | SR 209 | | | M1-1 | 2X2 | | | | | | 1 | | | 4 | | | | | 1 | | | | | | | | |
| | S-78D | SR 209 | | | M6-1 | 1.75X1.25 | | | | | | 1 | | | 2.19 | | | | | 1 | | | | | | | | |
| | S-78E | SR 209 | | | D-4B-144 | 12X4 | | | | | 12 | | | | | 48 | | | | | 1 | | | | | | | |
| | S-78F | SR 209 | | | M6-1 | 1.75X1.25 | | | | | | 1 | | | 2.19 | | | | | 1 | | | | | | | | |
| | S-78G | SR 209 | | | M1-1 | 2X2 | | | | | | 1 | | | 4 | | | | | 1 | | | | | | | | |
| | | | | | | | | | | | | | | | | | | | | | | | | | | | | |
| 16 | S-79 | I-77 | 42.04 | L | E1-H3 | 22X10 | | | | | | | | | | 220 | | | | | 1 | | | | 1 | | | |
| | S-80 | I-77 | 42.04 | L | E1-5 | 7X2 | | | | | | 2 | | | | 14 | | | | 1 | | | | | | | | |
| | S-81 | I-77 | 42.49 | L | E1-2 | 19X12 | | | | | | | | | | 228 | | | | | 1 | | | | 1 | | | |
| | S-82 | I-77 | 42.49 | L | E1-5 | 7X2 | | | | | | 2 | | | | 14 | | | | 1 | | | | | | | | |
| | S-82A | I-77 | 42.46 | R | R2-H2a | 4X5 | | | | | 12 | | | | 20 | | | | | | 1 | 2 | | | | | | |
| | S-82B | I-77 | 42.46 | R | R2-1 | 4X5 | | | | | 12 | | | | 20 | | | | | | | | | | | | | |
| | S-83 | I-77 | 42.67 | R | D7-H6 | 10X1.5 | | | | | | | | | | | | | | 1 | | | | | | | | |
| | S-84 | I-77 | 42.67 | R | E3-H2 | 12X7 | | | | | | | | | | 84 | | | | | 1 | | | | | | | |
| | S-85 | I-77 | 42.67 | R | E1-5 | 7X2 | | | | | | 2 | | | | 14 | | | | 1 | | | | | | | | |
| | S-86 | I-77 | 42.77 | R | E7-H3 | 18X11 | | | | | | | | | | 198 | | | | | 1 | | | | 1 | | | |
| | S-86A | I-77 | 42.77 | R | E1-5 | 18X2 | | | | | | 3 | | | | 36 | | | | 1 | | | | | | | | |
| | S-87 | I-77 | 42.93 | R | E1-1 | 13X12 | | | | | | | | | | 156 | | | | | 1 | | | | 1 | | | |
| | S-88 | I-77 | 42.93 | R | E1-5 | 12X2 | | | | | | 3 | | | | 24 | | | | 1 | | | | | | | | |
| | S-89 | I-77 | 42.96 | L | E1-3 | 19X12 | | | | | | | | | | 228 | | | | | 1 | | | | 1 | | | |
| | S-90 | I-77 | 42.96 | L | E1-5 | 7X2 | | | | | | 2 | | | | 14 | | | | 1 | | | | | | | | |
| | | | | | | | | | | | | | | | | | | | | | | | | | | | | |
| 17 | S-90A | I-77 | 43.42 | L | R2-1 | 4X5 | | | | | 12 | | | | 20 | | | | | | 1 | 2 | | | | | | |
| | S-90B | I-77 | 43.42 | L | R2-H2a | 4X5 | | | | | 12 | | | | 20 | | | | | | | | | | | | | |
| | | | | | | | | | | | | | | | | | | | | | | | | | | | | |
| 18 | S-91 | I-77 | 43.56 | R | E7-H4 | 12X6 | | 18-20 | | | | | | | | 72 | | 2 | | | 1 | 2 | | | | | | |
| | S-92 | I-77 | 43.60 | R | E1-1 | 13X11 | | | | | | | | 3 | | | 143 | | | | | | 1 | | | 2 | 2 | 1 |
| | S-93 | I-77 | 43.60 | R | E1-5 | 8X2 | | | | | | 2 | | | | | 16 | | | | | | 1 | | | | | |
| | S-94 | I-77 | 43.66 | R | E1-H3 | 15X8 | | | | | | | | 3 | | | 120 | | | | | | 1 | | | 2 | 2 | 1 |
| | S-95 | I-77 | 43.66 | R | E1-5 | 9X2 | | | | | | 3 | | | | | 18 | | | | | | 1 | | | | | |
| | S-96 | I-77 | 43.80 | R | E1-1 | 13X10 | | | | | | | | 3 | | | 130 | | | | | | 1 | | | 2 | 2 | 1 |
| | S-97 | I-77 | 43.80 | R | E1-5 | 8X2 | | | | | | 2 | | | | | 16 | | | | | | 1 | | | | | |
| | S-98 | I-77 | 43.80 | R | E6-H6 | 14X10 | | | | | | | | 3 | | | 140 | | | | | | 1 | | | 2 | 2 | 1 |
| | S-99 | I-77 | 43.80 | R | E1-H3 | 15X8 | | | | | | | | 3 | | | 120 | | | | | | 1 | | | 2 | 2 | 1 |
| | S-100 | I-77 | 43.80 | R | E1-5 | 8X2 | | | | | | 2 | | | | | 16 | | | | | | 1 | | | | | |
| | | | | | | | | | | | | | | | | | | | | | | | | | | | | |
| 19 | S-101 | I-77 | 44.37 | R | E1-H3 | 15X8 | | | | | | | | 3 | | | 120 | | | | | | 1 | | | 2 | 2 | 1 |
| | S-102 | I-77 | 44.37 | R | E1-5 | 8X2 | | | | | | 2 | | | | | 16 | | | | | | 1 | | | | | |
| | S-103 | I-77 | 44.18 | R | E1-H3 | 15X8 | | | | | | | | 3 | | | 120 | | | | | | 1 | | | 2 | 2 | 1 |
| | S-104 | I-77 | 44.18 | R | E1-5 | 8X2 | | | | | | 2 | | | | | 16 | | | | | | 1 | | | | | |
| | S-105 | I-77 | 44.29 | L | E5-H2a | 7X4 | | | | | | | | | | 28 | | | | 1 | | | | 1 | | | | |
| | S-106 | I-77 | 44.06 | R | E1-H3 | 16X8 | | | | | | | | 3 | | | 128 | | | | | | 1 | | | 2 | 2 | 1 |
| | S-107 | I-77 | 44.06 | R | E1-5 | 8X2 | | | | | | 2 | | | | | 16 | | | | | | 1 | | | | | |
| | S-108 | I-77 | 44.08 | L | E5-H2a | 7X4 | | | | | | | | | | 28 | | | | 1 | | | | 1 | | | | |
| | S-109 | I-77 | 43.95 | L | E1-H3 | 16X8 | | | | | | | | 3 | | | 128 | | | | | | 1 | | | 2 | 2 | 1 |
| | S-110 | I-77 | 43.95 | L | E1-5 | 8X2 | | | | | | 2 | | | | | 16 | | | | | | 1 | | | | | |
| | S-111 | I-77 | 43.83 | R | E5-H2a | 7X4 | | | | | | | | | | 28 | | | | 1 | | | | 1 | | | | |
| | | | | | | | | | | | | | | | | | | | | | | | | | | | | |
| | | | | | | | | | | | | | | | | | | | | | | | | | | | | |
| | TOTALS CARRIED TO SUBSUMMARY | | | | | | | 38 | | | 60 | 39 | | 27 | 96.38 | 1476.5 | 1279 | 2 | | 18 | 10 | 6 | 17 | 3 | 5 | 18 | 18 | 9 |

CALCULATED SKW
CHECKED BFB

# SIGNING QUANTITIES

D05-SIGN-FY2005



12/03/07
8SUBSUM3.dgn

| SHEET NO. | REFERENCE NO. | LOCATION | SLM | SIDE | CODE | SIZE (FEET) | 630 GROUND MOUNTED SUPPORT W8X18 BEAM | 630 GROUND MOUNTED SUPPORT W10X12 BEAM | 630 GROUND MOUNTED SUPPORT W10X22 BEAM | 630 GROUND MOUNTED SUPPORT W12X30 BEAM | 630 GROUND MOUNTED SUPPORT NO. 3 POST AS PER PLAN | 630 SIGN, BACKING ASSEMBLY | 630 BREAKAWAY BEAM CONNECTION | 630 SIGN ATTACHMENT ASSEMBLY | 630 SIGN, FLAT SHEET | 630 SIGN, GROUND MOUNTED EXTRUSHEET | 630 SIGN, OVERHEAD EXTRUSHEET | 630 GROUND MOUNTED BEAM SUPPORT FOUNDATION | 630 RIGID OVERHEAD SIGN SUPPORT FOUNDATION | 630 REMOVAL OF GROUND MOUNTED SIGN AND DISPOSAL | 630 REMOVAL OF GROUND MOUNTED MAJOR SIGN AND DISPOSAL | 630 REMOVAL OF GROUND MOUNTED BEAM SUPPORT AND DISPOSAL | 630 REMOVAL OF OVERHEAD MOUNTED SIGN AND DISPOSAL | 630 SIGNING, MISC: GROUND MOUNTED SUPPORT | 630 SIGNING, MISC: CHECK TORQUE | 631 REMOVAL OF LUMINAIRE AND DISPOSAL | 631 REMOVAL OF BALLAST AND DISPOSAL | 631 REMOVAL OF SIGN SERVICE AND DISPOSAL, AS PER PLAN |
|---|---|---|---|---|---|---|---|---|---|---|---|---|---|---|---|---|---|---|---|---|---|---|---|---|---|---|---|---|
| | | | | | | | FT. | FT. | FT. | FT. | FT. | EACH | EACH | EACH | SQ. FT. | SQ. FT. | SQ. FT. | EACH | EACH | EACH | EACH | EACH | EACH | EACH | EACH | EACH | EACH | EACH |
| 20 | S-112 | I-77 | 44.47 | L | E5-H2a | 7X4 | | | | | | | | | | 28 | | | | | 1 | | | | | | | |
| | S-113 | I-77 | 44.52 | L | E1-1 | 14X10 | | | | | | | | 3 | | | 140 | | | | | | 1 | | | 2 | 2 | 1 |
| | S-114 | I-77 | 44.52 | L | E1-5 | 8X2 | | | | | | 2 | | | | | 16 | | | | | | 1 | | | | | |
| | S-115 | I-77 | 44.52 | R | E6-H2 | 13X8 | | | | | | | | 3 | | | 104 | | | | | | 1 | | | 2 | 2 | 1 |
| | S-116 | I-77 | 44.52 | R | E1-H3 | 16X8 | | | | | | | | 3 | | | 128 | | | | | | 1 | | | 2 | 2 | 1 |
| | S-117 | I-77 | 44.52 | R | E1-5 | 8X2 | | | | | | 2 | | | | | 16 | | | | | | 1 | | | | | |
| | S-118 | I-77 | 44.61 | R | E1-H3 | 16X8 | | | | | | | | 3 | | | 128 | | | | | | 1 | | | 2 | 2 | 1 |
| | S-119 | I-77 | 44.61 | R | E1-5 | 8X2 | | | | | | 2 | | | | | 16 | | | | | | 1 | | | | | |
| | S-120 | I-77 | 44.68 | L | E1-H3 | 12X11 | | | | | | | | 3 | | | 132 | | | | | | 1 | | | 2 | 2 | 1 |
| | S-121 | I-77 | 44.68 | L | E1-5 | 8X2 | | | | | | 2 | | | | | 16 | | | | | | 1 | | | | | |
| | | | | | | | | | | | | | | | | | | | | | | | | | | | | |
| 21 | S-122 | I-77 | 45.01 | R | E1-1 | 20X12 | | | | | | | | | | 240 | | | | | 1 | | | | 1 | | | |
| | S-123 | I-77 | 45.01 | R | E1-5 | 11X2 | | | | | | 3 | | | | 22 | | | | 1 | | | | | | | | |
| | S-123A | I-77 | 45.10 | R | R2-H2a | 4X5 | | | | | 12 | | | | 20 | | | | | | 1 | 2 | | | | | | |
| | S-123B | I-77 | 45.10 | R | R2-1 | 4X5 | | | | | 12 | | | | 20 | | | | | | | | | | | | | |
| | S-124 | I-77 | 45.39 | L | E1-1 | 13X12 | | | | | | | | | | 156 | | | | | 1 | | | | 1 | | | |
| | S-125 | I-77 | 45.39 | L | E1-5 | 11X2 | | | | | | 3 | | | | 22 | | | | 1 | | | | | | | | |
| | S-126 | I-77 | 45.50 | R | E1-1 | 20X12 | | | | | | | | | | 240 | | | | | 1 | | | | 1 | | | |
| | S-127 | I-77 | 45.50 | R | E1-5 | 11X2 | | | | | | 3 | | | | 22 | | | | 1 | | | | | | | | |
| | S-128 | I-77 | 45.85 | R | E1-H3 | 23X8 | | | | | | | | 4 | | | 184 | | | | | | 1 | | | | | |
| | S-129 | I-77 | 45.85 | R | E1-5 | 8X2 | | | | | | 2 | | | | | 16 | | | | | | 1 | | | | | |
| | | | | | | | | | | | | | | | | | | | | | | | | | | | | |
| 23 | S-130 | I-77 | 46.05 | R | E6-2 | 15X10 | | | | | | | | 3 | | | 150 | | | | | | 1 | | | 2 | 2 | 1 |
| | S-131 | I-77 | 46.01 | R | E1-5 | 8X2 | | | | | | 2 | | | | | 16 | | | | | | 1 | | | | | |
| | S-132 | I-77 | 46.05 | R | E1-H3 | 23X8 | | | | | | | | 4 | | | 184 | | | | | | 1 | | | 2 | 2 | 1 |
| | S-133 | I-77 | 46.05 | R | E1-5 | 8X2 | | | | | | 2 | | | | | 16 | | | | | | 1 | | | | | |
| | S-134 | I-77 | 46.05 | R | E5-H2a | 7X4 | | | | | | | | | | 28 | | | | 1 | 1 | | | 1 | | | | |
| | S-135 | I-77 | 46.24 | R | E5-H2a | 7X4 | | | | | | | | | | 28 | | | | 1 | 1 | | | 1 | | | | |
| | S-136 | I-77 | 46.33 | L | E5-H2a | 7X4 | | | | | | | | | | 28 | | | | 1 | | | | 1 | | | | |
| | S-137 | RAMP B | | R | D1-H6a | 11X4 | | | | | | | | | | 44 | | | | | 1 | | | | | | | |
| | S-138 | RAMP B | | R | M6-4 | 2X1.5 | | | | | | 1 | | | 3 | 3 | | | | 1 | | | | | | | | |
| | S-139 | RAMP B | | R | M1-4 | 2X2 | | | | | | 1 | | | 4 | 4 | | | | 1 | | | | | | | | |
| | S-140 | I-77 | 46.37 | L | E1-1 | 13X12 | | | | | | | | 3 | | | 156 | | | | | | 1 | | | 2 | 2 | 1 |
| | S-141 | I-77 | 46.37 | L | E1-5 | 11X2 | | | | | | 3 | | | | | 22 | | | | | | 1 | | | | | |
| | S-142 | I-77 | 46.49 | L | E1-H3 | 23X10 | | | | | | | | 4 | | | 230 | | | | | | 1 | | | 2 | 2 | 1 |
| | S-142A | I-77 | 46.37 | L | E1-H3 | 23X8 | | | | | | | | 4 | | | 184 | | | | | | 1 | | | 2 | 2 | 1 |
| | S-143 | I-77 | 46.49 | L | E1-5 | 7X2 | | | | | | 2 | | | | | 14 | | | | | | 1 | | | | | |
| | S-143A | I-77 | 46.37 | L | E1-5 | 7X2 | | | | | | 2 | | | | | 14 | | | | | | 1 | | | | | |
| | S-144 | I-77 | 46.17 | R | E1-1 | 14X12 | | | | | | | | 3 | | | 168 | | | | | | 1 | | | 2 | 2 | 1 |
| | S-145 | I-77 | 46.17 | R | E1-5 | 7X2 | | | | | | 2 | | | | | 14 | | | | | | 1 | | | | | |
| | S-146 | I-77 | 46.17 | R | E1-H3 | 17X8 | | | | | | | | 3 | | | 136 | | | | | | 1 | | | 2 | 2 | 1 |
| | S-147 | I-77 | 46.17 | R | E1-5 | 8X2 | | | | | | 2 | | | | | 16 | | | | | | 1 | | | | | |
| | S-148 | USR 40 | | R | M2-H4 | 9X2.5 | | | | | | | | | | 22.5 | | | | 1 | | | | | | | | |
| | S-149 | USR 40 | | R | M2-H6 | 8X7 | | | | | | | | 2 | | | 56 | | | | | | 1 | | | 2 | 2 | 1 |
| | S-150 | USR 40 | | | E6-2 | 8X6 | | | | | | 2 | | | | | 48 | | | | | | 1 | | | 2 | 2 | 1 |
| | S-151 | USR 40 | | | M2-H6 | 8X7 | | | | | | 2 | | | | | 56 | | | | | | 1 | | | 2 | 2 | 1 |
| | S-152 | USR 40 | | | E1-1 | 10X7 | | | | | | 2 | | | | | 70 | | | | | | 1 | | | 2 | 2 | 1 |
| | S-155 | USR 40 | | | E1-1 | 7X6 | | | | | | 2 | | | | | 42 | | | | | | 1 | | | 2 | 2 | 1 |
| | S-156 | USR 40 | | | M2-H6 | 7X6 | | | | | | 2 | | | | | 42 | | | | | | 1 | | | 2 | 2 | 1 |
| | S-157 | USR 40 | | | E6-2 | 7X6 | | | | | | 2 | | | | | 42 | | | | | | 1 | | | 2 | 2 | 1 |
| | S-159 | USR 40 | | L | E1-H3 | 10X4 | | | | | | | | | | 40 | | | | | 1 | | | | | | | |
| | | | | | | | | | | | | | | | | | | | | | | | | | | | | |
| | | | | | | | | | | | | | | | | | | | | | | | | | | | | |
| | | | | | | | | | | | | | | | | | | | | | | | | | | | | |
| | | **TOTALS CARRIED TO SUBSUMMARY** | | | | | | | | | 24 | 48 | | 45 | 47 | 892.5 | 2572 | | | 9 | 9 | 2 | 32 | 4 | 3 | 38 | 38 | 19 |

CALCULATED SKW
CHECKED BFB

# SIGNING QUANTITIES

D05-SIGN-FY2005



12/03/07
BSUBSUM4.dgn

| SHEET NO. | REFERENCE NO. | LOCATION | SLM | SIDE | CODE | SIZE (FEET) | 630 GROUND MOUNTED SUPPORT W8X18 BEAM | 630 GROUND MOUNTED SUPPORT W10X12 BEAM | 630 GROUND MOUNTED SUPPORT W10X22 BEAM | 630 GROUND MOUNTED SUPPORT W12X30 BEAM | 630 GROUND MOUNTED SUPPORT NO. 3 POST AS PER PLAN | 630 SIGN, BACKING ASSEMBLY | 630 BREAKAWAY BEAM CONNECTION | 630 SIGN ATTACHMENT ASSEMBLY | 630 SIGN, FLAT SHEET | 630 SIGN, GROUND MOUNTED EXTRUSHEET | 630 SIGN, OVERHEAD EXTRUSHEET | 630 GROUND MOUNTED BEAM SUPPORT FOUNDATION | 630 RIGID OVERHEAD SIGN SUPPORT FOUNDATION | 630 REMOVAL OF GROUND MOUNTED SIGN AND DISPOSAL | 630 REMOVAL OF GROUND MOUNTED MAJOR SIGN AND DISPOSAL | 630 REMOVAL OF GROUND MOUNTED BEAM SUPPORT AND DISPOSAL | 630 REMOVAL OF OVERHEAD MOUNTED SIGN AND DISPOSAL | 630 SIGNING, MISC: GROUND MOUNTED SUPPORT | 630 SIGNING, MISC: CHECK TORQUE | 631 REMOVAL OF LUMINAIRE AND DISPOSAL | 631 REMOVAL OF BALLAST AND DISPOSAL | 631 REMOVAL OF SIGN SERVICE AND DISPOSAL, AS PER PLAN |
|---|---|---|---|---|---|---|---|---|---|---|---|---|---|---|---|---|---|---|---|---|---|---|---|---|---|---|---|---|
| | | | | | | | FT. | FT. | FT. | FT. | FT. | EACH | EACH | EACH | SQ. FT. | SQ. FT. | SQ. FT. | EACH | EACH | EACH | EACH | EACH | EACH | EACH | EACH | EACH | EACH | EACH |
| 24 | S-160 | I-77 | 46.66 | R | E1-1 | 14X12 | | | | | | | | | | 168 | | | | | 1 | | | | 1 | | | |
| | S-161 | I-77 | 46.66 | R | E1-5 | 7X2 | | | | | | 2 | | | | 14 | | | | 1 | | | | | | | | |
| | S-162 | I-77 | 46.71 | L | E1-1 | 20X12 | | | | | | | | | | 240 | | | | | 1 | | | | 1 | | | |
| | S-163 | I-77 | 46.71 | L | E1-5 | 7X2 | | | | | | 2 | | | | 14 | | | | 1 | | | | | | | | |
| | S-164 | I-77 | 46.76 | R | D5-H12a | 12X5 | | | | | | | | | | 60 | | | | | 1 | | | | | | | |
| | S-165 | I-77 | 46.76 | R | E1-5 | 7X2 | | | | | | 2 | | | | 14 | | | | 1 | | | | | | | | |
| | S-166 | I-77 | 46.94 | R | D7-H6 | 10X1.5 | | | | | | | | | | | | | | 1 | | | | | | | | |
| | S-167 | I-77 | 46.94 | R | E3-H2 | 12X7 | | | | | | | | | | 84 | | | | | 1 | | | | | | | |
| | S-167A | I-77 | 46.94 | R | D7-H10 | 10X1 | | | | | | | | | | 10 | | | | | | | | | | | | |
| | S-168 | I-77 | 46.94 | R | E1-5 | 7X2 | | | | | | 2 | | | | 14 | | | | 1 | | | | | | | | |
| | S-169 | I-77 | 47.14 | R | E1-1 | 14X12 | | | | | | | | | | 168 | | | | | 1 | | | | | | | |
| | S-170 | I-77 | 47.14 | R | E1-5 | 7X2 | | | | | | 2 | | | | 14 | | | | 1 | | | | | | | | |
| | S-171 | I-77 | 47.19 | L | E1-1 | 20X12 | | | | | | | | | | 240 | | | | | 1 | | | | 1 | | | |
| | S-171A | I-77 | 47.20 | R | E3-H1 | 14X3 | | | | | | | | | | 42 | | | | | 1 | | | | | | | |
| | S-172 | I-77 | 47.19 | L | E1-5 | 7X2 | | | | | | 2 | | | | 14 | | | | 1 | | | | | | | | |
| | S-172A | I-77 | 47.20 | R | E1-5 | 7X2 | | | | | | 2 | | | | 14 | | | | 1 | | | | | | | | |
| | | | | | | | | | | | | | | | | | | | | | | | | | | | | |
| 26 | S-172B | I-77 | 47.45 | R | E1-1 | 16X10 | | | | | | | | | | 160 | | | | | 1 | | | | 1 | | | |
| | S-173 | I-77 | 47.45 | R | E1-5 | 7X2 | | | | | | 2 | | | | 14 | | | | 1 | | | | | | | | |
| | S-173A | I-77 | 47.61 | R | E5-H2a | 7X4 | | | | | | | | | | 28 | | | | 1 | | | | 1 | | | | |
| | S-174 | RAMP | | R | D7-H5a | 11X3 | | | | | | | | | | 33 | | | | 1 | | | | | | | | |
| | S-175 | RAMP | | R | D1-H5a | 11X2 | | | | | | | | | | 22 | | | | 1 | | | | | | | | |
| | S-176 | RAMP | | R | M6-2R | 2X1.5 | | | | | | 1 | | | 3 | | | | | 1 | | | | | | | | |
| | S-177 | RAMP | | R | M1-4 | 2.5X2.5 | | | | | | 1 | | | 6.25 | | | | | 1 | | | | | | | | |
| | S-178 | RAMP | | R | M3-2 | 2X1.25 | | | | | | 1 | | | 2.5 | | | | | 1 | | | | | | | | |
| | S-178A | RAMP | | | N-19B | 2.5X2 | | | | | | 1 | | | 5 | | | | | 1 | | | | | | | | |
| | S-178B | RAMP | | | D1-H5a | 8X3 | | | | | 12 | | | | | 24 | | | | 1 | | | | | | | | |
| | S-178C | RAMP | | | M3-4 | 2X1 | | | | | | 1 | | | 2 | | | | | 1 | | | | | | | | |
| | S-178D | RAMP | | | M1-4 | 2X2 | | | | | | 1 | | | 4 | | | | | 1 | | | | | | | | |
| | S-178E | RAMP | | | M6-1 | 2X1.5 | | | | | | 1 | | | 3 | | | | | 1 | | | | | | | | |
| | S-179 | US 22 | | R | M2-H4 | 9X2.5 | | | | | | | | | | 22.5 | | | | 1 | | | | | | | | |
| | S-180 | US 22 | | R | D1-H6a | 11X4 | | | | | | | | | | 44 | | | | | 1 | | | | | | | |
| | S-181 | US 22 | | R | M2-H4 | 9X2.5 | | | | | | | | | | 22.5 | | | | 1 | | | | | | | | |
| | S-181 | US 22 | | L | M2-6 | 7X6 | | 22-23 | | | | | | | | 42 | | 2 | | | | | | | | | | |
| | S-182 | I-77 | 47.68 | L | E3-H2 | 15X4 | | | | | | | | | | 60 | | | | | 1 | | | | | | | |
| | S-183 | I-77 | 47.68 | L | E1-5 | 8X2 | | | | | | 2 | | | | 16 | | | | 1 | | | | | | | | |
| | S-184 | I-77 | 47.95 | L | E5-H2a | 7X4 | | | | | | | | | | 28 | | | | 1 | | | | 1 | | | | |
| | S-185 | RAMP | | R | D7-H5a | 11X3 | | | | | | | | | | 33 | | | | 1 | | | | | | | | |
| | S-186 | RAMP | | R | D1-H6a | 11X4 | | | | | | | | | | 44 | | | | | 1 | | | | | | | |
| | S-187 | RAMP | | R | M6-4 | 2X1.5 | | | | | | 1 | | | 3 | | | | | 1 | | | | | | | | |
| | S-188 | RAMP | | R | M1-4 | 2X2 | | | | | | 1 | | | 4 | | | | | 1 | | | | | | | | |
| | S-189 | US 22 | | L | M2-H4 | 9X2.5 | | | | | | | | | | 22.5 | | | | 1 | | | | | | | | |
| | S-190 | US 22 | | L | D1-H6a | 11X4 | | | | | | | | | | 44 | | | | | 1 | | | | | | | |
| | S-191 | US 22 | | L | M2-6 | 7X6 | | | | | | | | | | 42 | | | | | 1 | | | | | | | |
| | S-192 | US 22 | | R | M3-3 | 2X1 | | | | | | 1 | | | 2 | | | | | 1 | | | | | | | | |
| | S-193 | US 22 | | R | M1-1 | 2X2 | | | | | | 1 | | | 4 | | | | | 1 | | | | | | | | |
| | S-194 | US 22 | | R | M6-1 | 1.75X1.25 | | | | | | 1 | | | 2.19 | | | | | 1 | | | | | | | | |
| | S-195 | US 22 | | R | M4-5 | 2X1 | | | | | | 1 | | | 2 | | | | | 1 | | | | | | | | |
| | S-196 | US 22 | | R | M1-1 | 2X2 | | | | | | 1 | | | 4 | | | | | 1 | | | | | | | | |
| | S-197 | US 22 | | R | M6-1 | 1.75X1.25 | | | | | | 1 | | | 2.19 | | | | | 1 | | | | | | | | |
| | S-198 | US 22 | | R | D1-H6a | 11X4 | | | | | | | | | | 44 | | | | | 1 | | | | | | | |
| | S-199 | US 22 | | R | M2-6 | 7X6 | | | | | | | | | | 42 | | | | | 1 | | | | | | | |
| | | | | | | | | | | | | | | | | | | | | | | | | | | | | |
| | | | | | | | | | | | | | | | | | | | | | | | | | | | | |
| | TOTALS CARRIED TO SUBSUMMARY | | | | | | | 43 | | | 12 | 33 | | | 49.13 | 1897.5 | | 2 | | 34 | 15 | | | 2 | 4 | | | |

CALCULATED SKW
CHECKED BFB

# SIGNING QUANTITIES

D05-SIGN-FY2005



12/03/07
8SUBSUM5.dgn

| SHEET NO. | REFERENCE NO. | LOCATION | SLM | SIDE | CODE | SIZE (FEET) | 630 GROUND MOUNTED SUPPORT W8X18 BEAM FT. | 630 GROUND MOUNTED SUPPORT W10X12 BEAM FT. | 630 GROUND MOUNTED SUPPORT W10X22 BEAM FT. | 630 GROUND MOUNTED SUPPORT W12X30 BEAM FT. | 630 GROUND MOUNTED SUPPORT NO. 3 POST AS PER PLAN FT. | 630 SIGN, BACKING ASSEMBLY EACH | 630 BREAKAWAY BEAM CONNECTION EACH | 630 SIGN ATTACHMENT ASSEMBLY EACH | 630 SIGN, FLAT SHEET SQ. FT. | 630 SIGN, GROUND MOUNTED EXTRUSHEET SQ. FT. | 630 SIGN, OVERHEAD EXTRUSHEET SQ. FT. | 630 GROUND MOUNTED BEAM SUPPORT FOUNDATION EACH | 630 RIGID OVERHEAD SIGN SUPPORT FOUNDATION EACH | 630 REMOVAL OF GROUND MOUNTED SIGN AND DISPOSAL EACH | 630 REMOVAL OF GROUND MOUNTED MAJOR SIGN AND DISPOSAL EACH | 630 REMOVAL OF GROUND MOUNTED BEAM SUPPORT AND DISPOSAL EACH | 630 REMOVAL OF OVERHEAD MOUNTED SIGN AND DISPOSAL EACH | 630 SIGNING, MISC: GROUND MOUNTED SUPPORT EACH | 630 SIGNING, MISC: CHECK TORQUE EACH | 631 REMOVAL OF LUMINAIRE AND DISPOSAL EACH | 631 REMOVAL OF BALLAST AND DISPOSAL EACH | 631 REMOVAL OF SIGN SERVICE AND DISPOSAL, AS PER PLAN EACH |
|---|---|---|---|---|---|---|---|---|---|---|---|---|---|---|---|---|---|---|---|---|---|---|---|---|---|---|---|---|
| 27 | S-200 | I-77 | 48.10 | L | E1-H3 | 16X10 | | | | | | | | 3 | | 160 | | | | | 1 | | | | 1 | | | |
| | S-201 | I-77 | 48.10 | L | E1-5 | 7X2 | | | | | | 2 | | | | 14 | | | | 1 | | | | | | | | |
| | S-202 | I-77 | 48.28 | L | D12-H17 | 8X3 | | | | | | | | | | 24 | | | | 1 | | | | | | | | |
| | S-203 | I-77 | 48.44 | L | E1-1 | 14X12 | | | | | | | | 3 | | 168 | | | | | 1 | | | | 1 | | | |
| | S-204 | I-77 | 48.44 | L | E1-5 | 7X2 | | | | | | 2 | | | | 14 | | | | 1 | | | | | | | | |
| | S-204A | I-77 | 48.44 | R | R2-H2a | 4X5 | | | | | 12 | | | | 20 | | | | | | 1 | 2 | | | | | | |
| | S-204B | I-77 | 48.44 | R | R2-1 | 4X5 | | | | | 12 | | | | 20 | | | | | | | | | | | | | |
| | S-205 | I-77 | 48.56 | L | D7-H6 | 10X1.5 | | | | | | | | | | | | | | 1 | | | | | | | | |
| | S-206 | I-77 | 48.56 | L | E3-H2 | 12X7 | | | | | | | | 3 | | 84 | | | | | 1 | | | | | | | |
| | S-206A | I-77 | 48.56 | L | D7-H10 | 10X1 | | | | | | 2 | | | | 10 | | | | | | | | | | | | |
| | S-207 | I-77 | 48.56 | L | E1-5 | 7X2 | | | | | | 2 | | | | 14 | | | | 1 | | | | | | | | |
| | S-208 | I-77 | 48.62 | R | E1-7 | 15X7 | | | 24-28 | | | | | | | 105 | | 2 | | | 1 | 2 | | | | | | |
| | S-209 | I-77 | 48.86 | L | D5-H12a | 12X5 | | | | | | | | 3 | | 60 | | | | | 1 | | | | | | | |
| | S-210 | I-77 | 48.86 | L | E1-5 | 7X2 | | | | | | 2 | | | | 14 | | | | 1 | | | | | | | | |
| | S-211 | I-77 | 48.98 | L | E1-1 | 14X12 | | | | | | | | 3 | | 168 | | | | | 1 | | | | 1 | | | |
| | S-212 | I-77 | 48.98 | L | E1-5 | 7X2 | | | | | | 2 | | | | 14 | | | | 1 | | | | | | | | |
| | S-212A | I-77 | 48.98 | L | D9-2 | 2.5X2.5 | | | | | | 1 | | | 6.25 | | | | | 1 | | | | | | | | |
| | | | | | | | | | | | | | | | | | | | | | | | | | | | | |
| 28 | S-213 | I-77 | 49.24 | L | E7-H3 | 14X11 | | | | | | | | | | 154 | | | | | 1 | | | | | | | |
| | S-213A | I-77 | 49.24 | L | E1-5 | 14X2 | | | | | | 2 | | | | 28 | | | | 1 | | | | | | | | |
| | | | | | | | | | | | | | | | | | | | | | | | | | | | | |
| 32 | S-213B | I-77 | 53.28 | L | R2-1 | 4X5 | | | | | 12 | | | | 20 | | | | | | 1 | 2 | | | | | | |
| | S-213C | I-77 | 53.28 | L | R2-H2a | 4X5 | | | | | 12 | | | | 20 | | | | | | | | | | 1 | | | |
| | S-214 | I-77 | 53.25 | R | E1-1 | 15X12 | | | | | | | | 3 | | | 180 | | | | | | 1 | | | | | |
| | S-214A | I-77 | 53.65 | L | E1-7 | 15X7 | | | | | | | | | | 105 | | | | | 1 | | | | | | | |
| | S-215 | I-77 | 53.25 | R | E1-5 | 7X2 | | | | | | 2 | | | | | 14 | | | | | | 1 | | | | | |
| | S-215A | I-77 | 53.84 | L | R2-H2a | 4X5 | | | | | 12 | | | | 20 | | | | | | 1 | 2 | | | | | | |
| | S-215B | I-77 | 53.84 | L | R2-1 | 4X5 | | | | | 12 | | | | 20 | | | | | | | | | | | | | |
| | S-215C | I-77 | 53.54 | R | | | | | | | | | | | | | | | | 1 | | | | | | | | |
| | S-215D | I-77 | 53.54 | R | | | | | | | | | | | | | | | | | 1 | 2 | | | | | | |
| | S-216 | I-77 | 53.89 | R | E1-1 | 15X12 | | | | | | | | 3 | | 180 | | | | | 1 | | | | 1 | | | |
| | S-216A | I-77 | 54.10 | L | D12-H11 | 10X3 | | | | | | | | 3 | | 30 | | | | 1 | | | | | | | | |
| | S-217 | I-77 | 53.89 | R | E1-5 | 7X2 | | | | | | 2 | | | | 14 | | | | 1 | | | | | | | | |
| | S-217A | I-77 | 54.10 | L | D12-H12 | 10X1.25 | | | | | | | | | | 12.5 | | | | 1 | | | | | | | | |
| | S-218 | I-77 | 54.22 | R | E1-H3 | 18X10 | | | | 23-31 | | | | 3 | | 180 | | 2 | | | 1 | 2 | | | | | | |
| | S-219 | I-77 | 54.22 | R | E1-5 | 7X2 | | | | | | 2 | | | | 14 | | | | 1 | | | | | | | | |
| 34 | S-220 | I-77 | 54.39 | R | E5-2Ha | 7X4 | | | | | | | | | | 28 | | | | 1 | | | | 1 | | | | |
| | S-221 | RAMP | | R | D1-H6a | 11X4 | | | | | | | | 3 | | 44 | | | | | 1 | | | | | | | |
| | S-222 | RAMP | | R | M6-4 | 2X1.5 | | | | | | 1 | | | 3 | | | | | 1 | | | | | | | | |
| | S-223 | RAMP | | R | M1-5 | 2.5X2 | | | | | | 1 | | | 5 | | | | | 1 | | | | | | | | |
| | S-224 | SR 541 | | L | M2-H4 | 9X2.5 | | | | | | | | | | 22.5 | | | | 1 | | | | | | | | |
| | S-225 | SR 541 | | L | M2-H6 | 7X6 | | | | | | | | | | 42 | | | | | 1 | | | | | | | |
| | S-226 | SR 541 | | R | M2-H4 | 9X2.5 | | | | | | | | | | 22.5 | | | | 1 | | | | | | | | |
| | S-227 | SR 541 | | R | D1-H6a | 11X4 | | | | | | | | | | 44 | | | | | 1 | | | | | | | |
| | S-228 | SR 541 | | R | M2-H4 | 9X2.5 | | | | | | | | | | 22.5 | | | | 1 | | | | | | | | |
| | S-229 | SR 541 | | R | M2-H6 | 7X6 | | | | | | | | | | 42 | | | | | 1 | | | | | | | |
| | S-230 | SR 541 | | L | D1-H6a | 11X4 | | | | | | | | | | 44 | | | | | 1 | | | | | | | |
| | S-231 | SR 541 | | L | M2-H4 | 9X2.5 | | | | | | | | | | 22.5 | | | | 1 | | | | | | | | |
| | S-232 | RAMP | | R | M1-5 | 2.5X2 | | | | | | 1 | | | 5 | | | | | 1 | | | | | | | | |
| | S-233 | RAMP | | R | M6-4 | 2X1.5 | | | | | | 1 | | | 3 | | | | | 1 | | | | | | | | |
| | S-234 | RAMP | | R | D1-H6a | 11X4 | | | | | | | | 3 | | 44 | | | | | 1 | | | | | | | |
| | S-235 | I-77 | 54.73 | L | E5-H2a | 7X4 | | | | | | | | | | 28 | | | | 1 | | | | 1 | | | | |
| | S-236 | I-77 | 54.90 | L | E1-H3 | 18X10 | | | | 27-32 | | | | 3 | | 180 | | 2 | | | 1 | 2 | | | | | | |
| | S-237 | I-77 | 54.90 | L | E1-5 | 7X2 | | | | | | 2 | | | | 14 | | | | 1 | | | | | | | | |
| | TOTALS CARRIED TO SUBSUMMARY | | | | | | | | 52 | 113 | 72 | 21 | | 36 | 142.25 | 2166.5 | | 6 | | 25 | 21 | 14 | | 2 | 5 | | | |

CALCULATED SKW
CHECKED BFB

# SIGNING QUANTITIES

D05-SIGN-FY2005



11/20/07
8SUBSUM6.dgn

| SHEET NO. | REFERENCE NO. | LOCATION | SLM | SIDE | CODE | SIZE (FEET) | 630 GROUND MOUNTED SUPPORT W8X18 BEAM | 630 GROUND MOUNTED SUPPORT W10X12 BEAM | 630 GROUND MOUNTED SUPPORT W10X22 BEAM | 630 GROUND MOUNTED SUPPORT W12X30 BEAM | 630 GROUND MOUNTED SUPPORT NO. 3 POST AS PER PLAN | 630 SIGN, BACKING ASSEMBLY | 630 BREAKAWAY BEAM CONNECTION | 630 SIGN ATTACHMENT ASSEMBLY | 630 SIGN, FLAT SHEET | 630 SIGN, GROUND MOUNTED EXTRUSHEET | 630 SIGN, OVERHEAD EXTRUSHEET | 630 GROUND MOUNTED BEAM SUPPORT FOUNDATION | 630 RIGID OVERHEAD SIGN SUPPORT FOUNDATION | 630 REMOVAL OF GROUND MOUNTED SIGN AND DISPOSAL | 630 REMOVAL OF GROUND MOUNTED MAJOR SIGN AND DISPOSAL | 630 REMOVAL OF GROUND MOUNTED BEAM SUPPORT AND DISPOSAL | 630 REMOVAL OF OVERHEAD MOUNTED SIGN AND DISPOSAL | 630 SIGNING, MISC: GROUND MOUNTED SUPPORT | 630 SIGNING, MISC: CHECK TORQUE | 631 REMOVAL OF LUMINAIRE AND DISPOSAL | 631 REMOVAL OF BALLAST AND DISPOSAL | 631 REMOVAL OF SIGN SERVICE AND DISPOSAL, AS PER PLAN |
|---|---|---|---|---|---|---|---|---|---|---|---|---|---|---|---|---|---|---|---|---|---|---|---|---|---|---|---|---|
| | | | | | | | FT. | FT. | FT. | FT. | FT. | EACH | EACH | EACH | SQ. FT. | SQ. FT. | SQ. FT. | EACH | EACH | EACH | EACH | EACH | EACH | EACH | EACH | EACH | EACH | EACH |
| 35 | S-238 | I-77 | 55.27 | L | E1-1 | 15X12 | | | | | | | | | | 180 | | | | | 1 | | | | 1 | | | |
| | S-238A | I-77 | 55.18 | R | D12-H12 | 10X1.25 | | | | | | 2 | | | | 12.5 | | | | 1 | | | | | | | | |
| | S-239 | I-77 | 55.27 | L | E1-5 | 7X2 | | | | | | 2 | | | | 14 | | | | 1 | | | | | | | | |
| | S-239A | I-77 | 55.18 | R | D12-H11 | 10X3 | | | | | | | | | | 30 | | | | 1 | | | | | | | | |
| | S-240 | I-77 | 55.74 | L | E1-1 | 15X12 | | | | | | | | | | 180 | | | | | 1 | | | | 1 | | | |
| | S-240A | I-77 | 55.42 | R | R2-H2a | 4X5 | | | | | 12 | | | | 20 | | | | | | 1 | 2 | | | | | | |
| | S-240B | I-77 | 55.42 | R | R2-1 | 4X5 | | | | | 12 | | | | 20 | | | | | | | | | | | | | |
| | S-240C | I-77 | 55.48 | L | | | | | | | | | | | | | | | | | 1 | 2 | | | | | | |
| | S-240D | I-77 | 55.48 | L | | | | | | | | | | | | | | | | 1 | | | | | | | | |
| | S-241 | I-77 | 55.74 | L | E1-5 | 7X2 | | | | | | 2 | | | | 14 | | | | 1 | | | | | | | | |
| | S-241A | I-77 | 55.65 | R | E1-7 | 16X5 | | | | | | | | | | 80 | | | | | 1 | | | | | | | |
| | | | | | | | | | | | | | | | | | | | | | | | | | | | | |
| 36 | S-242 | I-77 | 56.02 | L | D7-H10 | 10X1 | | | | | | 2 | | | | 10 | | | | 1 | | | | | | | | |
| | S-243 | I-77 | 56.02 | L | E3-H2 | 12X7 | | | | | | | | | | 84 | | | | | 1 | | | | | | | |
| | S-244 | I-77 | 56.02 | L | E1-5 | 7X2 | | | | | | 2 | | | | 14 | | | | 1 | | | | | | | | |
| | S-244 | I-77 | 56.02 | L | | | | | | | | | | | | | | | | 1 | | | | | | | | |
| 39 | S-245 | I-77 | 59.15 | L | E1-7 | 17X5 | | | | | | | | | | 85 | | | | | 1 | | | | | | | |
| | S-246 | I-77 | 59.15 | R | E1-7 | 12X5 | | | | | | | | | | 60 | | | | | 1 | | | | | | | |
| | S-245A | I-77 | 59.95 | L | E8-H3 | 10X5 | | | | | | | | | | 50 | | | | | 1 | | | | | | | |
| | S-246B | I-77 | 59.61 | L | R16-H15 | 10X5 | | | | | | | | | | 50 | | | | | 1 | | | | | | | |
| 40 | S-247 | USR 33 | 0.00 | L | E8-H3 | 7X4 | | | | | | | | | | 28 | | | | 1 | | | | | | | | |
| | S-247A | USR 33 | 0.00 | R | E8-H3 | 7X4 | | | | | | | | | | 28 | | | | 1 | | | | | | | | |
| | S-248 | USR 33 | 0.29 | L | E1-1 | 11X7 | | | | | | | | | | 77 | | | | | 1 | | | | 1 | | | |
| | S-248A | USR 33 | 0.28 | R | R2-H2a | 4X5 | | | | | 12 | | | | 20 | | | | | 1 | | | | | | | | |
| | S-248B | USR 33 | 0.28 | R | R2-1 | 4X5 | | | | | 12 | | | | 20 | | | | | | | | | | | | | |
| | S-249 | USR 33 | 0.05 | L | | | | | | | | | | | | | | | | 1 | | | | | | | | |
| | S-249A | USR 33 | 0.05 | L | | | | | | | | | | | | | | | | 1 | | | | | | | | |
| | S-250 | USR 33 | 0.13 | L | R3-H8CB | 4X2.5 | | | | | | 2 | | | 10 | | | | | 1 | | | | | | | | |
| | S-251 | USR 33 | 0.13 | L | D3-H3 | 14X3 | | | | | | | | | | 42 | | | | | 1 | | | | | | | |
| | S-251A | USR 33 | 0.13 | L | R5-1a | 3X2 | | | | | | 1 | | | 6 | | | | | 1 | | | | | | | | |
| 41 | S-251B | USR 33 | 0.70 | R | E1-H3 | 15X7 | | | | | | | | | | 105 | | | | | 1 | | | | | | | |
| | S-251C | USR 33 | 1.29 | L | E1-H3 | 15X7 | | | | | | | | | | 105 | | | | | 1 | | | | | | | |
| | S-251D | USR 33 | 1.72 | L | E1-1 | 18X5 | | 19-17 | | | | | | | | 90 | | 2 | | | 1 | | | | | | | |
| | S-251E | USR 33 | 1.01 | L | E5-H2 | 4X7 | | | | | | | | | | 28 | | | | 1 | | | | | | | | |
| | S-251F | USR 33 | 0.83 | R | E5-H2 | 4X7 | | | | | | | | | | 28 | | | | 1 | | | | | | | | |
| | S-251G | USR 33 | 0.83 | R | E1-1 | 10X9 | | | | | | | | | | 90 | | | | | 1 | | | | | | | |
| | | | | | | | | | | | | | | | | | | | | | | | | | | | | |
| 43 | S-252 | USR 33 | 3.10 | R | D3-H3 | 17X3 | | | | | | | | | | 51 | | | | | 1 | | | | | | | |
| | S-252A | USR 33 | 3.03 | L | R2-1 | 4X5 | | | | | 12 | | | | 20 | | | | | 1 | | | | | | | | |
| | S-252B | USR 33 | 3.03 | L | R2-H2a | 4X5 | | | | | 12 | | | | 20 | | | | | | | | | | | | | |
| | S-253 | USR 33 | 2.74 | R | D3-H3 | 17X5 | | | | | | | | | | 85 | | | | | 1 | | | | 1 | | | |
| | S-253A | USR 33 | 2.85 | R | R2-1 | 4X5 | | | | | 12 | | | | 20 | | | | | 1 | | | | | | | | |
| | S-253B | USR 33 | 2.85 | R | R2-H2a | 4X5 | | | | | 12 | | | | 20 | | | | | | | | | | | | | |
| | S-254 | USR 33 | 3.29 | L | D3-H3 | 17X3 | | | | | | | | | | 51 | | | | | 1 | | | | | | | |
| | S-254A | USR 33 | 3.29 | R | R2-H2a | 4X5 | | | | | 12 | | | | 20 | | | | | 1 | | | | | | | | |
| | S-254B | USR 33 | 3.29 | R | R2-1 | 4X5 | | | | | 12 | | | | 20 | | | | | | | | | | | | | |
| | | | | | | | | | | | | | | | | | | | | | | | | | | | | |
| 44 | S-255 | USR 33 | 3.70 | L | D3-H4 | 17X5 | | | | | | | | | | 85 | | | | | 1 | | | | 1 | | | |
| | S-256 | USR 33 | 3.76 | R | D3-H4 | 12X5 | | | | | | | | | | 60 | | | | | 1 | | | | 1 | | | |
| | S-257 | USR 33 | 4.16 | R | D3-H3 | 12X3 | | | | | | | | | | 36 | | | | 1 | | | | | | | | |
| | S-257A | USR 33 | 4.14 | L | R2-1 | 4X5 | | | | | 12 | | | | 20 | | | | | 1 | | | | | | | | |
| | S-257B | USR 33 | 4.14 | L | R2-H2a | 4X5 | | | | | 12 | | | | 20 | | | | | | | | | | | | | |
| | S-258 | USR 33 | 4.37 | R | D3-H4 | 12X5 | | | | | | | | | | 60 | | | | | 1 | | | | 1 | | | |
| | S-259 | USR 33 | 4.38 | L | D3-H3 | 12X3 | | | | | | | | | | 36 | | | | 1 | | | | | | | | |
| TOTALS CARRIED TO SUBSUMMARY | | | | | | | | 36 | | | 144 | 13 | | | 256 | 1948.5 | | 2 | | 23 | 22 | 4 | | | 7 | | | |

CALCULATED SKW
CHECKED BFB

# SIGNING QUANTITIES

D05-SIGN-FY2005



12/03/07
8SUBSUMT.dgn

| SHEET NO. | REFERENCE NO. | LOCATION | SLM | SIDE | CODE | SIZE (FEET) | 630 GROUND MOUNTED SUPPORT W8X18 BEAM | 630 GROUND MOUNTED SUPPORT W10X12 BEAM | 630 GROUND MOUNTED SUPPORT W10X22 BEAM | 630 GROUND MOUNTED SUPPORT W12X30 BEAM | 630 GROUND MOUNTED SUPPORT NO. 3 POST AS PER PLAN | 630 SIGN, BACKING ASSEMBLY | 630 BREAKAWAY BEAM CONNECTION | 630 SIGN ATTACHMENT ASSEMBLY | 630 SIGN, FLAT SHEET | 630 SIGN, GROUND MOUNTED EXTRUSHEET | 630 SIGN, OVERHEAD EXTRUSHEET | 630 GROUND MOUNTED BEAM SUPPORT FOUNDATION | 630 RIGID OVERHEAD SIGN SUPPORT FOUNDATION | 630 REMOVAL OF GROUND MOUNTED SIGN AND DISPOSAL | 630 REMOVAL OF GROUND MOUNTED MAJOR SIGN AND DISPOSAL | 630 REMOVAL OF GROUND MOUNTED BEAM SUPPORT AND DISPOSAL | 630 REMOVAL OF OVERHEAD MOUNTED SIGN AND DISPOSAL | 630 SIGNING, MISC: GROUND MOUNTED SUPPORT | 630 SIGNING, MISC: CHECK TORQUE | 631 REMOVAL OF LUMINAIRE AND DISPOSAL | 631 REMOVAL OF BALLAST AND DISPOSAL | 631 REMOVAL OF SIGN SERVICE AND DISPOSAL, AS PER PLAN |
|---|---|---|---|---|---|---|---|---|---|---|---|---|---|---|---|---|---|---|---|---|---|---|---|---|---|---|---|---|
| | | | | | | | FT. | FT. | FT. | FT. | FT. | EACH | EACH | EACH | SQ. FT. | SQ. FT. | SQ. FT. | EACH | EACH | EACH | EACH | EACH | EACH | EACH | EACH | EACH | EACH | EACH |
| 47 | S-260 | USR 33 | 4.51 | L | D3-H4 | 12X5 | | | | | | | | | | 60 | | | | | 1 | | | | 1 | | | |
| | S-261 | USR 33 | 4.53 | R | D3-H3 | 12X3 | | | | | | | | | | 36 | | | | 1 | | | | | | | | |
| | S-262 | USR 33 | 4.66 | R | D3-H4 | 17X7 | | | | | | | | | | 119 | | | | | 1 | | | | 1 | | | |
| | S-263 | USR 33 | 4.76 | L | D3-H3 | 12X3 | | | | | | | | | | 36 | | | | 1 | | | | | | | | |
| | S-264 | USR 33 | 5.07 | R | D1-H6a | 16X4 | | | | | | | | | | 64 | | | | | 1 | | | | | | | |
| | S-264A | USR 33 | 5.03 | L | R2-1 | 4X5 | | | | | 12 | | | | 20 | | | | | 1 | | | | | | | | |
| | S-264B | USR 33 | 5.03 | L | R2-H2a | 4X5 | | | | | 12 | | | | 20 | | | | | | | | | | | | | |
| | S-265 | USR 33 | 5.09 | L | D3-H4 | 12X5 | | | | | | | | | | 60 | | | | | 1 | | | | | | | |
| | S-265A | USR 33 | 5.28 | R | R2-H2a | 4X5 | | | | | 12 | | | | 20 | | | | | 1 | | | | | | | | |
| | S-265B | USR 33 | 5.28 | R | R2-1 | 4X5 | | | | | 12 | | | | 20 | | | | | | | | | | | | | |
| | S-266 | USR 33 | 5.34 | L | D1-H6a | 14X4 | | | | | | | | | | 56 | | | | | 1 | | | | | | | |
| | | | | | | | | | | | | | | | | | | | | | | | | | | | | |
| 48 | S-267 | USR 33 | 5.63 | L | D3-H4 | 17X7 | | | | | | | | | | 119 | | | | | 1 | | | | | | | |
| | S-268 | USR 33 | 6.04 | R | D3-H4 | 16X7 | | | | | | | | | | 112 | | | | | 1 | | | | | | | |
| | S-268A | USR 33 | 6.26 | R | D12-H11 | 10X3 | | | | | | | | | | 30 | | | | 1 | | | | | 1 | | | |
| | S-268B | USR 33 | 6.26 | R | D12-H12 | 10X2 | | | | | | | | | | 20 | | | | 1 | | | | | | | | |
| | S-269 | USR 33 | 6.35 | R | D6-H6a | 14X4 | | | | | | | | | | 56 | | | | | 1 | | | | | | | |
| | S-269A | USR 33 | 6.36 | L | R2-1 | 4X5 | | | | | 12 | | | | 20 | | | | | 1 | | | | | | | | |
| | S-269B | USR 33 | 6.36 | L | R2-H2a | 4X5 | | | | | 12 | | | | 20 | | | | | | | | | | | | | |
| | S-269C | USR 33 | 6.36 | R | D7-H4a | 8X3 | | | | | | | | | | 24 | | | | 1 | | | | | | | | |
| | S-269D | USR 33 | 6.36 | R | D1-H4 | 8X2 | | | | | | | | | | 16 | | | | 1 | | | | | | | | |
| | | | | | | | | | | | | | | | | | | | | | | | | | | | | |
| 50 | S-270 | USR 33 | 6.53 | L | E8-H2 | 8X3 | | | | | | | | | | 24 | | | | 1 | | | | | | | | |
| | S-271 | USR 33 | 6.72 | L | D6-H6a | 14X4 | | | | | | | | | | 56 | | | | | 1 | | | | | | | |
| | S-271A | USR 33 | 6.80 | L | D12-H11 | 10X3 | | | | | | | | | | 30 | | | | 1 | | | | | | | | |
| | S-272 | USR 33 | 6.80 | L | D12-H12 | 10X2 | | | | | | | | | | 20 | | | | 1 | | | | | | | | |
| | S-273 | USR 33 | 6.99 | L | D3-H4 | 16X7 | | | | | | | | | | 112 | | | | | 1 | | | | 1 | | | |
| | S-274 | USR 33 | 6.93 | R | D3-H3 | 21X3 | | | | | | | | | | 63 | | | | | 1 | | | | | | | |
| | S-275 | USR 33 | 6.93 | R | R3-H8cb | 4X2.5 | | | | | | 2 | | | 10 | | | | | 1 | | | | | | | | |
| | S-276 | USR 33 | 6.74 | R | D3-H4 | 21X5 | | | | | | | | | | 105 | | | | | 1 | | | | | | | |
| | | | | | | | | | | | | | | | | | | | | | | | | | | | | |
| 51 | S-277 | USR 33 | 23.10 | R | E1-1 | 16X7 | | | | | | | | | | 112 | | | | | 1 | | | | | | | |
| | S-277A | USR 33 | 23.16 | R | E3-H2 | 17X6 | | | | 29-32 | | | | | | 102 | | 2 | | | 1 | | | | | | | |
| | S-277B | USR 33 | 23.16 | R | E3-H2 | 17X4 | | | | | | | | | | 68 | | | | | 1 | | | | | | | |
| | S-277C | USR 33 | 23.24 | R | D12-H12 | 10X2 | | | | | | | | | | 20 | | | | 1 | | | | | | | | |
| | S-277D | USR 33 | 23.24 | R | D12-H11 | 10X3 | | | | | | | | | | 30 | | | | 1 | | | | | | | | |
| | | | | | | | | | | | | | | | | | | | | | | | | | | | | |
| 53 | S-278 | USR 33 | 23.53 | R | D1-H6 | 14X4 | | | | | | | | | | 56 | | | | | 1 | | | | | | | |
| | S-279 | USR 33 | 23.53 | R | D1-H5 | 14X1.5 | | | | | | | | | | 21 | | | | 1 | | | | | | | | |
| | S-280 | USR 33 | 23.53 | R | D7-H5 | 14X2 | | | | | | | | | | 28 | | | | 1 | | | | | | | | |
| | S-280A | USR 33 | 23.49 | L | R2-1 | 4X5 | | | | | 12 | | | | 20 | | | | | 1 | | | | | | | | |
| | S-280B | USR 33 | 23.49 | L | R2-H2a | 4X5 | | | | | 12 | | | | 20 | | | | | | | | | | | | | |
| | S-280C | USR 33 | 23.53 | R | D7-H5 | 14X2 | | | | | | | | | | 28 | | | | 1 | | | | | | | | |
| | S-281A | USR 33 | 23.75 | R | R2-H2a | 4X5 | | | | | 12 | | | | 20 | | | | | 1 | | | | | | | | |
| | S-281B | USR 33 | 23.75 | R | R2-1 | 4X5 | | | | | 12 | | | | 20 | | | | | | | | | | | | | |
| | S-282 | USR 33 | 23.77 | L | D1-H5 | 14X2 | | | | | | | | | | 28 | | | | 1 | | | | | | | | |
| | S-283 | USR 33 | 23.77 | L | D1-H6 | 14X4 | | | | | | | | | | 56 | | | | | 1 | | | | | | | |
| | S-284 | USR 33 | 23.97 | L | D12-H11 | 10X3 | | | | | | | | | | 30 | | | | 1 | | | | | | | | |
| | S-285 | USR 33 | 23.97 | L | D12-H12 | 10X1.25 | | | | | | | | | | 12.5 | | | | 1 | | | | | | | | |
| | S-285A | USR 33 | 24.06 | L | R16-H15 | 10X5 | | | | | | | | | | 50 | | | | | 1 | | | | | | | |
| | S-286 | USR 33 | 24.05 | L | E3-H2 | 17X6 | | | | 27-30 | | | | | | 102 | | 2 | | | 1 | | | | | | | |
| | S-286A | USR 33 | 24.05 | L | E3-H2 | 17X4 | | | | | | | | | | 68 | | | | | 1 | | | | | | | |
| | S-287 | USR 33 | 24.13 | L | E1-2 | 17X7 | | | | | | | | | | 119 | | | | | 1 | | | | | | | |
| | | | | | | | | | | | | | | | | | | | | | | | | | | | | |
| | TOTALS CARRIED TO SUBSUMMARY | | | | | | | | | 118 | 120 | 2 | | | 210 | 2148.5 | | 4 | | 23 | 21 | | | | 4 | | | |

CALCULATED SKW
CHECKED BFB

# SIGNING QUANTITIES

D05-SIGN-FY2005



12/03/07
BSUBSUMB.dgn

| SHEET NO. | REFERENCE NO. | LOCATION | SLM | SIDE | CODE | SIZE (FEET) | 630 GROUND MOUNTED SUPPORT W8X18 BEAM | 630 GROUND MOUNTED SUPPORT W10X12 BEAM | 630 GROUND MOUNTED SUPPORT W10X22 BEAM | 630 GROUND MOUNTED SUPPORT W12X30 BEAM | 630 GROUND MOUNTED SUPPORT NO. 3 POST AS PER PLAN | 630 SIGN, BACKING ASSEMBLY | 630 BREAKAWAY BEAM CONNECTION | 630 SIGN ATTACHMENT ASSEMBLY | 630 SIGN, FLAT SHEET | 630 SIGN, GROUND MOUNTED EXTRUSHEET | 630 SIGN, OVERHEAD EXTRUSHEET | 630 GROUND MOUNTED BEAM SUPPORT FOUNDATION | 630 RIGID OVERHEAD SIGN SUPPORT FOUNDATION | 630 REMOVAL OF GROUND MOUNTED SIGN AND DISPOSAL | 630 REMOVAL OF GROUND MOUNTED MAJOR SIGN AND DISPOSAL | 630 REMOVAL OF GROUND MOUNTED BEAM SUPPORT AND DISPOSAL | 630 REMOVAL OF OVERHEAD MOUNTED SIGN AND DISPOSAL | 630 SIGNING, MISC: GROUND MOUNTED SUPPORT | 630 SIGNING, MISC: CHECK TORQUE | 631 REMOVAL OF LUMINAIRE AND DISPOSAL | 631 REMOVAL OF BALLAST AND DISPOSAL | 631 REMOVAL OF SIGN SERVICE AND DISPOSAL, AS PER PLAN |
|---|---|---|---|---|---|---|---|---|---|---|---|---|---|---|---|---|---|---|---|---|---|---|---|---|---|---|---|---|
| | | | | | | | FT. | FT. | FT. | FT. | FT. | EACH | EACH | EACH | SQ. FT. | SQ. FT. | SQ. FT. | EACH | EACH | EACH | EACH | EACH | EACH | EACH | EACH | EACH | EACH | EACH |
| 54 | S-288 | USR 33 | 24.42 | R | E3-H2 | 11X7 | | | | | | | | | | 77 | | | | | 1 | | | | | | | |
| | S-288A | USR 33 | 24.53 | L | R2-1 | 4X5 | | | | | 12 | | | | 20 | | | | | 1 | | | | | | | | |
| | S-288B | USR 33 | 24.53 | L | R2-H2a | 4X5 | | | | | 12 | | | | 20 | | | | | | | | | | | | | |
| | S-289 | USR 33 | 24.86 | C | E8-H3 | 8X4 | | | | | | | | | | 32 | | | | 1 | | | | | | | | |
| | S-290 | USR 33 | 24.86 | C | E8-H4 | 8X4 | | | | | | | | | | 32 | | | | 1 | | | | | | | | |
| 55 | S-291 | SR 13 | 15.96 | R | D3-H3a | 10X2 | | | | | | | | | | 20 | | | | 1 | | | | | | | | |
| | S-292 | SR 13 | 16.17 | L | D3-H3a | 10X2 | | | | | | | | | | 20 | | | | 1 | | | | | | | | |
| | S-292A | SR 13 | 16.16 | R | R2-H2a | 4X5 | | | | | 12 | | | | 20 | | | | | | 1 | 2 | | | | | | |
| | S-292B | SR 13 | 16.16 | R | R2-1 | 4X5 | | | | | 12 | | | | 20 | | | | | | | | | | | | | |
| 56 | S-293 | SR 13 | 16.57 | L | E1-2 | 12X5 | | | | | | | | | | 60 | | | | | 1 | | | | | | | |
| | S-294 | SR 13 | 16.75 | R | E1-1 | 17X12 | | | | | | | | | | 204 | | | | | 1 | | | | 1 | | | |
| | S-295 | SR 13 | 17.02 | R | E1-2 | 12X5 | | | | | | | | | | 60 | | | | | 1 | | | | | | | |
| | S-295A | SR 13 | 17.15 | L | R2-1 | 4X5 | | | | | 12 | | | | 20 | | | | | | 1 | 2 | | | | | | |
| | S-295B | SR 13 | 17.15 | L | R2-H2a | 4X5 | | | | | 12 | | | | 20 | | | | | | | | | | | | | |
| | S-296 | SR 13 | 17.17 | R | D3-H3 | 12X3 | | | | | | | | | | 36 | | | | 1 | | | | | | | | |
| | S-297 | SR 13 | 17.31 | R | E1-1 | 17X11 | | | | | | | | | | 187 | | | | | 1 | | | | | | | |
| | S-298 | SR 13 | 17.35 | L | D3-H3 | 12X3 | | | | | | | | | | 36 | | | | 1 | | | | | 1 | | | |
| 57 | S-299 | SR 13 | 17.61 | L | E1-2 | 12X5 | | | | | | | | | | 60 | | | | | 1 | | | | 1 | | | |
| | S-300 | SR 13 | 17.63 | R | E1-H3 | 21X10 | | | 25-24-23 | | | | 3 | | | 210 | | 3 | | | 1 | 3 | | | | | | |
| | S-301 | SR 13 | 17.80 | R | E5-H2 | 7X4 | | | | | | | | | | 28 | | | | 1 | | | | 1 | | | | |
| | S-302 | SR 13 | RAMP | R | M1-5 | 2.5X2.5 | | | | | | 1 | | | 6.25 | | | | | 1 | | | | | | | | |
| | S-303 | SR 13 | RAMP | R | M6-4 | 2X1.5 | | | | | | 1 | | | 3 | | | | | 1 | | | | | | | | |
| | S-304 | SR 13 | RAMP | R | D1-H6a | 12X4 | | | | | | | | | | 48 | | | | | 1 | | | | | | | |
| | S-305 | SR 13 | SR 95 | L | M2-H6 | 8X7 | | | | | | | | | | 56 | | | | | 1 | | | | | | | |
| | S-306 | SR 13 | SR 95 | L | M2-H7 | 9X2.5 | | | | | | | | | | 22.5 | | | | 1 | | | | | | | | |
| | S-307 | SR 13 | SR 95 | L | D1-H6a | 12X4 | | | | | | | | | | 48 | | | | | 1 | | | | | | | |
| | S-308 | SR 13 | SR 95 | L | M2-H7 | 9X2.5 | | | | | | | | | | 22.5 | | | | 1 | | | | | | | | |
| | S-309 | SR 13 | SR 95 | R | M2-H6 | 8X7 | | | | | | | | | | 56 | | | | | 1 | | | | | | | |
| | S-310 | SR 13 | SR 95 | R | M2-H7 | 9X2.5 | | | | | | | | | | 22.5 | | | | 1 | | | | | | | | |
| | S-311 | SR 13 | SR 95 | R | D1-H6a | 11X4 | | | | | | | | | | 44 | | | | | 1 | | | | | | | |
| | S-312 | SR 13 | RAMP | R | M1-5 | 2.5X2.5 | | | | | | 1 | | | 6.25 | | | | | 1 | | | | | | | | |
| | S-313 | SR 13 | RAMP | R | M6-4 | 2X1.5 | | | | | | 1 | | | 3 | | | | | 1 | | | | | | | | |
| | S-314 | SR 13 | RAMP | R | D1-H6a | 14X4 | | | | | | | | | | 56 | | | | | 1 | | | | | | | |
| | S-315 | SR 13 | 18.11 | L | E5-H2 | 7X4 | | | | | | | | | | 28 | | | | 1 | | | | 1 | | | | |
| | S-316 | SR 13 | 18.28 | L | E1-1 | 21X10 | | | 25-24-23 | | | | | | | 210 | | 3 | | | 1 | 3 | | | | | | |
| | S-317 | SR 13 | 18.37 | R | E1-2 | 14X5 | | | | | | | | | | 70 | | | | | 1 | | | | 1 | | | |
| | S-318 | SR 13 | 18.48 | R | E3-H2 | 12X7 | | | | | | | | | | 84 | | | | | 1 | | | | | | | |
| 58 | S-318A | SR 13 | 18.54 | R | R2-H2a | 4X5 | | | | | 12 | | | | 20 | | | | | | 1 | 2 | | | | | | |
| | S-318B | SR 13 | 18.54 | R | R2-1 | 4X5 | | | | | 12 | | | | 20 | | | | | | | | | | | | | |
| | S-319 | SR 13 | 18.84 | L | E1-1 | 15X12 | | | | | | | | | | 180 | | | | | 1 | | | | 1 | | | |
| | S-320 | SR 13 | 18.77 | R | D3-H3 | 14X3 | | | | | | | | | | 42 | | | | | 1 | | | | | | | |
| | S-321 | SR 13 | 18.97 | L | D3-H3 | 14X3 | | | | | | | | | | 42 | | | | | 1 | | | | | | | |
| | S-321A | SR 13 | 19.09 | R | E8-H4 | 10X4 | | | | | | | | | | 40 | | | | | 1 | | | | 1 | | | |
| | S-322A | SR 13 | 19.16 | L | E8-H4 | 10X4 | | | | | | | | | | 40 | | | | | 1 | | | | 1 | | | |
| | S-322B | SR 13 | 19.25 | L | E3-H1 | 12X7 | | | | | | | | | | 84 | | | | | 1 | | | | 1 | | | |
| | S-322 | SR 13 | 19.16 | R | E1-1 | 15X11 | | | | | | | | | | 165 | | | | | 1 | | | | 1 | | | |
| | S-323 | SR 13 | 19.39 | L | E1-2 | 14X5 | | | | | | | | | | 70 | | | | | 1 | | | | 1 | | | |
| **TOTALS CARRIED TO SUBSUMMARY** | | | | | | | | | 144 | | 96 | 4 | 3 | | 178.5 | 2492.5 | | 6 | | 16 | 27 | 12 | | 2 | 10 | | | |

CALCULATED SKW
CHECKED BFB

# SIGNING QUANTITIES

D05-SIGN-FY2005



12/03/07
8SUBSUM9.dgn

| SHEET NO. | REFERENCE NO. | LOCATION | SLM | SIDE | CODE | SIZE (FEET) | 630 GROUND MOUNTED SUPPORT W8X18 BEAM | 630 GROUND MOUNTED SUPPORT W10X12 BEAM | 630 GROUND MOUNTED SUPPORT W10X22 BEAM | 630 GROUND MOUNTED SUPPORT W12X30 BEAM | 630 GROUND MOUNTED SUPPORT NO. 3 POST AS PER PLAN | 630 SIGN, BACKING ASSEMBLY | 630 BREAKAWAY BEAM CONNECTION | 630 SIGN ATTACHMENT ASSEMBLY | 630 SIGN, FLAT SHEET | 630 SIGN, GROUND MOUNTED EXTRUSHEET | 630 SIGN, OVERHEAD EXTRUSHEET | 630 GROUND MOUNTED BEAM SUPPORT FOUNDATION | 630 RIGID OVERHEAD SIGN SUPPORT FOUNDATION | 630 REMOVAL OF GROUND MOUNTED SIGN AND DISPOSAL | 630 REMOVAL OF GROUND MOUNTED MAJOR SIGN AND DISPOSAL | 630 REMOVAL OF GROUND MOUNTED BEAM SUPPORT AND DISPOSAL | 630 REMOVAL OF OVERHEAD MOUNTED SIGN AND DISPOSAL | 630 SIGNING, MISC: GROUND MOUNTED SUPPORT | 630 SIGNING, MISC: CHECK TORQUE | 631 REMOVAL OF LUMINAIRE AND DISPOSAL | 631 REMOVAL OF BALLAST AND DISPOSAL | 631 REMOVAL OF SIGN SERVICE AND DISPOSAL, AS PER PLAN |
|---|---|---|---|---|---|---|---|---|---|---|---|---|---|---|---|---|---|---|---|---|---|---|---|---|---|---|---|---|---|
| | | | | | | | FT. | FT. | FT. | FT. | FT. | EACH | EACH | EACH | SQ. FT. | SQ. FT. | SQ. FT. | EACH | EACH | EACH | EACH | EACH | EACH | EACH | EACH | EACH | EACH | EACH |
| 59 | S-324 | SR 13 | 19.94 | R | E1-2 | 12X5 | | | | | | | | | | 60 | | | | | 1 | | | | | | | | |
| | S-325 | SR 13 | 20.36 | R | D3-H3 | 12X3 | | | | | | | | | | 36 | | | | 1 | | | | | 1 | | | | |
| | S-325A | SR 13 | 20.35 | L | R2-1 | 4X5 | | | | | 12 | | | | 20 | | | | | | 1 | 2 | | | | | | | |
| | S-325B | SR 13 | 20.35 | L | R2-H2a | 4X5 | | | | | 12 | | | | 20 | | | | | | | | | | | | | | |
| | | | | | | | | | | | | | | | | | | | | | | | | | | | | | |
| 60 | S-326 | SR 13 | 20.57 | L | D3-H3 | 12X3 | | | | | | | | | | 36 | | | | 1 | | | | | | | | | |
| | S-327 | SR 13 | 20.73 | L | E1-2 | 12X5 | | | | | | | | | | 60 | | | | | 1 | | | | 1 | | | | |
| | | | | | | | | | | | | | | | | | | | | | | | | | | | | | |
| 61 | S-328 | SR 37 | 15.12 | L | E7 | 15X7 | | | | | | | | | | 105 | | | | | 1 | | | | | | | | |
| | S-329 | SR 37 | 15.16 | R | N-18bb | | | | | | | | | | | | | | | 1 | | | | | | | | | |
| 62 | S-329A | SR 37 | 15.33 | R | E1-1 | 13X11 | | | | | | | | | | 143 | | | | | 1 | | | | 1 | | | | |
| | | | | | | | | | | | | | | | | | | | | | | | | | | | | | |
| 63 | S-330 | SR 37 | 15.55 | R | E1-1 | 13X10 | | | | | | | | | | 130 | | | | | 1 | | | | | | | | |
| | S-331 | SR 37 | 15.73 | L | W9-H4L | 21X6 | | | | | | | | 3 | | | 126 | | | | | | 1 | | | | | | |
| | S-332 | SR 37 | 15.78 | R | E1-1 | 10X7 | | | | | | | | 2 | | | 70 | | | | | | 1 | | | | 2 | 2 | 1 |
| | S-332A | SR 37 | 15.83 | R | E5-H2 | 7X4 | | | | | | | | | | 28 | | | | 1 | | | | 1 | | | | | |
| | S-332B | RAMP | | R | D1-H6a | 11X4 | | | | | | | | | | 44 | | | | | 1 | | | | | | | | |
| | S-332C | RAMP | | R | M6-1 | 2X1.5 | | | | | | 1 | | | 3 | | | | | 1 | | | | | | | | | |
| | S-332D | RAMP | | R | M1-5 | 2.5X2.5 | | | | | | 1 | | | 6.25 | | | | | 1 | | | | | | | | | |
| | S-332E | RAMP | | R | M3-4 | 2.5X1.25 | | | | | | 1 | | | 3.13 | | | | | 1 | | | | | | | | | |
| | S-333 | SR 37 | 15.78 | R | E1-1 | 16X12 | | | | | | | | 2 | | | 192 | | | | | | 1 | | | | 2 | 2 | 1 |
| | S-334 | SR 37 | 15.78 | R | E1-H3 | 13X9 | | | | | | | | 2 | | | 117 | | | | | | 1 | | | | 2 | 2 | 1 |
| | S-335 | SR 37 | 15.95 | R | E1-1 | 16X10 | | | | | | | | | | 160 | | | | | 1 | | | | | | | | |
| | S-335A | SR 37 | RAMP | R | D1-H6a | 11X4 | | | | | 12 | | | | | 44 | | | | 1 | | 2 | | | | | | | |
| | S-335B | SR 37 | RAMP | R | M1-5 | 2.5X2.5 | | | | | | 1 | | | 6.25 | | | | | 1 | | | | | | | | | |
| | S-335C | SR 37 | RAMP | R | M3-4 | 2.5X1.25 | | | | | | 1 | | | 3.13 | | | | | 1 | | | | | | | | | |
| | S-336 | SR 37 | 15.97 | R | E1-H3 | 19X9 | | | 22-21 | | | | | | | 171 | | 2 | | | 1 | 2 | | | | | | | |
| | S-337 | SR 16 | | R | E1-1 | 14X9 | | | | | | | | 2 | | | 126 | | | | | | 1 | | | | 2 | 2 | 1 |
| | S-338 | SR 37 | 15.99 | R | E3-H1 | 12X4 | | | | | | | | | | 48 | | | | | 1 | | | | | | | | |
| | S-338A | SR 16 | 13.98 | R | M2-H7 | 5.5X2 | | | | | | | | | 11 | | | | | 1 | | | | | | | | | |
| | S-338B | SR 16 | 13.98 | R | M5-2R | 1.75X1.25 | | | | | | 1 | | | 2.19 | | | | | 1 | | | | | | | | | |
| | S-338C | SR 16 | 13.98 | R | M1-5-3 | 2X2 | | | | | | 1 | | | 4 | | | | | 1 | | | | | | | | | |
| | S-338D | SR 16 | 13.98 | R | M3-2 | 2X1 | | | | | | 1 | | | 2 | | | | | 1 | | | | | | | | | |
| | S-338E | SR 16 | 14.06 | R | D1-H5a | 5X3 | | | | | 12 | | | | | 15 | | | | 1 | | | | | | | | | |
| | S-338F | SR 37 | 15.95 | L | E5-H2 | 7X4 | | | | | | | | | | 28 | | | | 1 | | | | 1 | | | | | |
| 65 | S-339 | SR 16 | 14.24 | L | E1-H3 | 13X9 | | | | | | | | 2 | | | 117 | | | | | | 1 | | | | | | |
| | S-339A | SR 16 | | | M2-H7 | 5.5X2 | | | | | | | | | 11 | | | | | 1 | | | | | | | | | |
| | S-339B | SR 16 | | | M-6 | 1.75X1.25 | | | | | | 1 | | | 2.19 | | | | | 1 | | | | | | | | | |
| | S-339C | SR 16 | | | M1-5-2 | 2X2 | | | | | | 1 | | | 4 | | | | | 1 | | | | | | | | | |
| | S-339D | SR 16 | | | M2-1 | 1.75X1.25 | | | | | | 1 | | | 2.19 | | | | | 1 | | | | | | | | | |
| | S-340 | SR 16 | | | M2-H6 | 7X7 | | | | | | | | | | 49 | | | | | 1 | | | | | | 2 | 2 | 1 |
| | S-341 | SR 16 | 14.36 | L | E1-1 | 13X10 | | | | | | | | | | 130 | | | | | 1 | | | | | | 2 | 2 | 1 |
| | S-342 | SR 16 | 14.24 | L | E3-H1 | 14X12 | | | | | | | | | | 168 | | | | | 1 | | | | | | 2 | 2 | 1 |
| | S-343 | SR 16 | | R | E1-1 | 22X10 | | | | | | | | 3 | | | 220 | | | | | | 1 | | | | | | |
| | S-343A | SR 16 | | L | M2-H6 | 7X7 | | | | | | | | 2 | | | 49 | | | | | | 1 | | | | | | |
| | S-344 | SR 16 | 14.25 | R | E1-1 | 10X7 | | | | | | | | 2 | | | 70 | | | | | | 1 | | | | | | |
| | S-345 | SR 16 | 14.25 | R | E1-H3 | 19X9 | | | | | | | | 2 | | | 171 | | | | | | 1 | | | | | | |
| | S-346 | SR 16 | 14.29 | R | E5-H2 | 7X4 | | | | | | | | | | 28 | | | | 1 | | | | 1 | | | | | |
| | S-347 | RAMP | | R | D1-H6 | 11X4 | | | | | | | | | | 44 | | | | | 1 | | | | | | 2 | 2 | 1 |
| | S-348 | RAMP | | R | M6-1 | 2.5X2 | | | | | | 1 | | | 5 | | | | | 1 | | | | | | | | | |
| | S-349 | RAMP | | R | M1-5 | 3.75X3 | | | | | | 1 | | | 11.25 | | | | | 1 | | | | | | | | | |
| | S-350 | RAMP | | R | M3-4 | 3X1.25 | | | | | | 1 | | | 3.75 | | | | | 1 | | | | | | | | | |
| | S-351 | RAMP | | R | M3-2 | 3X1.25 | | | | | | 1 | | | 3.75 | | | | | 1 | | | | | | | | | |
| | S-352 | RAMP | | R | M1-5-2 | 3X3 | | | | | | 1 | | | 9 | | | | | 1 | | | | | | | | | |
| TOTALS CARRIED TO SUBSUMMARY | | | | | | | | | 43 | | 48 | 16 | | 22 | 93.08 | 1527 | 1258 | 2 | | 26 | 14 | 6 | 10 | 3 | 3 | 16 | 16 | 8 | |

CALCULATED SKW
CHECKED BFB

# SIGNING QUANTITIES

D05-SIGN-FY2005



12/04/07
8SUBSUM10.dgn

| SHEET NO. | REFERENCE NO. | LOCATION | SLM | SIDE | CODE | SIZE (FEET) | 630 GROUND MOUNTED SUPPORT W8X18 BEAM FT. | 630 GROUND MOUNTED SUPPORT W10X12 BEAM FT. | 630 GROUND MOUNTED SUPPORT W10X22 BEAM FT. | 630 GROUND MOUNTED SUPPORT W12X30 BEAM FT. | 630 GROUND MOUNTED SUPPORT NO. 3 POST AS PER PLAN FT. | 630 SIGN, BACKING ASSEMBLY EACH | 630 BREAKAWAY BEAM CONNECTION EACH | 630 SIGN ATTACHMENT ASSEMBLY EACH | 630 SIGN, FLAT SHEET SQ. FT. | 630 SIGN, GROUND MOUNTED EXTRUSHEET SQ. FT. | 630 SIGN, OVERHEAD EXTRUSHEET SQ. FT. | 630 GROUND MOUNTED BEAM SUPPORT FOUNDATION EACH | 630 RIGID OVERHEAD SIGN SUPPORT FOUNDATION EACH | 630 REMOVAL OF GROUND MOUNTED SIGN AND DISPOSAL EACH | 630 REMOVAL OF GROUND MOUNTED MAJOR SIGN AND DISPOSAL EACH | 630 REMOVAL OF GROUND MOUNTED BEAM SUPPORT AND DISPOSAL EACH | 630 REMOVAL OF OVERHEAD MOUNTED SIGN AND DISPOSAL EACH | 630 SIGNING, MISC: GROUND MOUNTED SUPPORT EACH | 630 SIGNING, MISC: CHECK TORQUE EACH | 631 REMOVAL OF LUMINAIRE AND DISPOSAL EACH | 631 REMOVAL OF BALLAST AND DISPOSAL EACH | 631 REMOVAL OF SIGN SERVICE AND DISPOSAL, AS PER PLAN EACH |
|---|---|---|---|---|---|---|---|---|---|---|---|---|---|---|---|---|---|---|---|---|---|---|---|---|---|---|---|---|
| 65 | CONTINUED | | | | | | | | | | | | | | | | | | | | | | | | | | | |
| | S-353 | RAMP | | R | M6-1 | 2.5X2 | | | | | | 1 | | | 5 | | | | | 1 | | | | | | | | |
| | S-354 | SR 37/SR 661 | | R | E1-1 | 13X9 | 22-22 | | | | | | | | | 117 | | 2 | | | 1 | 2 | | | | | | |
| | S-354A | SR 37/SR 661 | | L | M2-H6 | 7X7 | | | | | | | | 2 | | | 49 | | | | | | 1 | | | | | |
| | S-355 | SR 16 | 14.72 | | E5-H2 | 7X4 | | | | | | | | | | 28 | | | | 1 | | | | 1 | | | | |
| | S-356 | SR 16 | 14.75 | L | E1-1 | 14X11 | | | | | | | | 2 | | | 154 | | | | | | 1 | | | | | |
| | S-357 | SR 16 | 14.75 | L | E1-1 | 13X12 | | | | | | | | 2 | | | 156 | | | | | | 1 | | | | | |
| | S-357A | SR 16 | 14.75 | L | E1-H3 | 19X9 | | | | | | | | 2 | | | 171 | | | | | | 1 | | | | | |
| | S-358 | SR 16 | 14.94 | R | E1-1 | 10X5 | | | | | | | | | | 50 | | | | | 1 | | | | | | | |
| | S-358A | SR 16 | 14.94 | L | E1-1 | 16X10 | | | | | | | | | | 160 | | | | | 1 | | | | | | | |
| | S-359 | SR 37 | | | E1-1 | 17X8 | | | | | | | | 2 | | | 136 | | | | | | 1 | | | | | |
| 66 | S-360 | SR 16 | 15.01 | L | E3-H1 | 12X4 | | | | | | | | | | 48 | | | | | 1 | | | | | | | |
| | S-361 | SR 16 | 15.08 | R | D3-H3 | 14X3 | | | | | | | | | | 42 | | | | | 1 | | | | | | | |
| | S-362 | SR 16 | 15.11 | L | E1-1 | 16X12 | | | 25-22 | | | | 2 | | | 192 | | 2 | | | 1 | 2 | | | | | | |
| | S-363 | SR 16 | 15.29 | L | D3-H3 | 14X3 | | | | | | | | | | 42 | | | | | 1 | | | | | | | |
| | S-364 | SR 16 | 15.40 | R | E-7 | 12X4 | | | | | | | | | | 48 | | | | | 1 | | | | | | | |
| | S-365 | SR 16 | 15.69 | L | E1-2 | 10X5 | | | | | | | | | | 50 | | | | | 1 | | | | 1 | | | |
| 67 | S-366 | SR 16 | 16.27 | R | E1-1 | 17X5 | | | | | | | | | | 85 | | | | | 1 | | | | 1 | | | |
| | S-367 | SR 16 | 16.42 | R | D12-H17 | 8X3 | | | | | | | | | | 24 | | | | 1 | | | | | | | | |
| | S-368 | SR 16 | 16.57 | L | D12-H2 | 6X5 | | | | | | | | | | 30 | | | | 1 | | | | | | | | |
| | S-369 | SR 16 | 16.70 | R | D3-H3 | 19X3 | | | | | | | | | | 57 | | | | | 1 | | | | | | | |
| | S-370 | SR 16 | 16.98 | L | D3-H3 | 19X3 | | | | | | | | | | 57 | | | | | 1 | | | | | | | |
| 68 | S-A370 | SR 16 | 17.29 | L | E3-H2 | 18X5 | | | | | | | | | | 90 | | | | | 1 | | | | | | | |
| | S-A371 | SR 16 | RAMP | | E5-H2 | 4X7 | | | | | | | | | | 28 | | | | 1 | | | | 1 | | | | |
| | S-A372 | SR 16 | 17.96 | L | E1-H3 | 16X6 | | | | | | | | 2 | | | 96 | | | | | | 1 | | | | | |
| | S-A373 | SR 16 | 17.65 | R | D3-H4 | 17X7 | | | | | | | | 2 | | | 119 | | | | | | 1 | | | | | |
| | S-A374 | SR 16 | 17.85 | L | E1-1 | 13X8 | | | | | | | | 2 | | | 104 | | | | | | 1 | | | | | |
| | S-A375 | SR 16 | 17.85 | L | E1-H3 | 17X7 | | | | | | | | 2 | | | 119 | | | | | | 1 | | | | | |
| | S-A376 | SR 16 | 17.89 | R | E3-H1 | 17X6 | | | | | | | | | | 102 | | | | | 1 | | | | | | | |
| 69 | S-A377 | SR 16 | 18.14 | L | D3-H4 | 16X6 | | | | | | | | 2 | | | 96 | | | | | | 1 | | | | | |
| | S-A378 | CHURCH ST | | | M2-H3 | 4X6 | | | | | | | | | | 24 | | | | 1 | | | | | | | | |
| | S-A379 | SR 16 | 18.32 | L | D3-H4 | 16X5 | | | | | | | | 2 | | | 80 | | | | | | 1 | | | | | |
| | S-A380 | SR 16 | 18.42 | | E5-H2 | 4X7 | | | | | | | | | | 28 | | | | 1 | | | | 1 | | | | |
| | S-A381 | SR 16 | 18.40 | | E1-5 | 13X9 | | | | | | | | 2 | | | 117 | | | | | | 1 | | | | | |
| | S-A382 | SR 16 | 18.40 | | D3-H4 | 15X5 | | | | | | | | 2 | | | 75 | | | | | | 1 | | | | | |
| | S-A383 | SR 16 | 18.40 | | E1-5 | 20X6 | | | | | | | | 3 | | | 120 | | | | | | 1 | | | | | |
| 70 | S-A384 | COUNTRY CLUB | | | M2-H6 | 11X5 | | | | | | | | 2 | | | 55 | | | | | | 1 | | | | | |
| | S-A385 | COUNTRY CLUB | | | M2-H6 | 7X7 | | | | | | | | | | 49 | | | | | 1 | | | | | | | |
| | S-A386 | COUNTRY CLUB | | | M2-H6 | 7X7 | | | | | | | | | | 49 | | | | | 1 | | | | | | | |
| | S-A387 | COUNTRY CLUB | | | M2-H3 | 4X5 | | | | | | | | | | 20 | | | | 1 | | | | | | | | |
| | S-A388 | RAMP | | | D3-H5 | 9X3 | | | | | | | | | | 27 | | | | 1 | | | | | | | | |
| | S-A389 | RAMP | | | D1-H6 | 12X4 | | | | | | | | | | 48 | | | | | 1 | | | | | | | |
| | S-A390 | RAMP | | | D1-H4SPEC | 6X2 | | | | | | | | | | 12 | | | | 1 | | | | | | | | |
| | S-A391 | SR 16 | 18.75 | L | E5-H2 | 4X7 | | | | | | | | | | 28 | | | | 1 | | | | | | | | |
| | S-A392 | SR 16 | 18.80 | L | D3-H4 | 16X5 | | | | | | | | 2 | | | 80 | | | | | | 1 | | | | | |
| | S-A393 | SR 16 | 18.80 | L | E1-5 | 20X6 | | | | | | | | 3 | | | 120 | | | | | | 1 | | | | | |
| | S-A394 | RAMP | | R | D1-H6 | 12X4 | | | | | | | | | | 48 | | | | | 1 | | | | | | | |
| | S-A395 | RAMP | | R | D3-H5 | 9X3 | | | | | | | | | | 27 | | | | 1 | | | | | | | | |
| | S-A396 | RAMP | | R | M2-H3 | 4X6 | | | | | | | | | | 24 | | | | 1 | | | | | | | | |
| | S-A397 | CHURCH ST | | R | M2-H6 | 11X5 | | | | | | | | | | 55 | | | | | 1 | | | | | | | |
| | TOTALS CARRIED TO SUBSUMMARY | | | | | | 44 | | 47 | | | 1 | 2 | 36 | 5 | 1689 | 1847 | 4 | | 13 | 19 | 4 | 17 | 3 | 2 | | | |

CALCULATED SKW
CHECKED BFB

# SIGNING QUANTITIES

D05-SIGN-FY2005



12/04/07
8SUBSUMM.dgn

| SHEET NO. | REFERENCE NO. | LOCATION | SLM | SIDE | CODE | SIZE (FEET) | 630 GROUND MOUNTED SUPPORT W8X18 BEAM | 630 GROUND MOUNTED SUPPORT W10X12 BEAM | 630 GROUND MOUNTED SUPPORT W10X22 BEAM | 630 GROUND MOUNTED SUPPORT W12X30 BEAM | 630 GROUND MOUNTED SUPPORT NO. 3 POST AS PER PLAN | 630 SIGN, BACKING ASSEMBLY | 630 BREAKAWAY BEAM CONNECTION | 630 SIGN ATTACHMENT ASSEMBLY | 630 SIGN, FLAT SHEET | 630 SIGN, GROUND MOUNTED EXTRUSHEET | 630 SIGN, OVERHEAD EXTRUSHEET | 630 GROUND MOUNTED BEAM SUPPORT FOUNDATION | 630 RIGID OVERHEAD SIGN SUPPORT FOUNDATION | 630 REMOVAL OF GROUND MOUNTED SIGN AND DISPOSAL | 630 REMOVAL OF GROUND MOUNTED MAJOR SIGN AND DISPOSAL | 630 REMOVAL OF GROUND MOUNTED BEAM SUPPORT AND DISPOSAL | 630 REMOVAL OF OVERHEAD MOUNTED SIGN AND DISPOSAL | 630 SIGNING, MISC: GROUND MOUNTED SUPPORT | 630 SIGNING, MISC: CHECK TORQUE | 631 REMOVAL OF LUMINAIRE AND DISPOSAL | 631 REMOVAL OF BALLAST AND DISPOSAL | 631 REMOVAL OF SIGN SERVICE AND DISPOSAL, AS PER PLAN |
|---|---|---|---|---|---|---|---|---|---|---|---|---|---|---|---|---|---|---|---|---|---|---|---|---|---|---|---|---|---|
| | | | | | | | FT. | FT. | FT. | FT. | FT. | EACH | EACH | EACH | SQ. FT. | SQ. FT. | SQ. FT. | EACH | EACH | EACH | EACH | EACH | EACH | EACH | EACH | EACH | EACH | EACH |
| 70 | CONTINUED | | | | | | | | | | | | | | | | | | | | | | | | | | | | |
| | S-A398 | CHURCH ST | | R | M2-H6 | 7X7 | | | | | | | | | | 49 | | | | | 1 | | | | | | | | |
| | S-A399 | CHURCH ST | | R | DI-H4SPEC | 6X2 | | | | | | 2 | | | | 12 | | | | 1 | | | | | | | | | |
| | S-A400 | CHURCH ST | | R | M2-H5SPEC | 9X3 | | | | | | | | | | 27 | | | | 1 | | | | | | | | | |
| | | | | | | | | | | | | | | | | | | | | | | | | | | | | | |
| 71 | S-A401 | SR 16 | 19.01 | L | E3-H1 | 17X6 | | | | | | | | | | 102 | | | | | 1 | | | | | | | | |
| | S-A402 | SR 16 | 19.13 | L | D3-H4 | 16X6 | | | | | | | | 2 | | | 96 | | | | | | 1 | | | | | | |
| | S-A403 | SR 16 | 19.10 | R | D3-H4 | 15X5 | | | | | | | | 2 | | | 75 | | | | | | 1 | | | | | | |
| | S-A404 | 21st ST | | R | M2-H6 | 8X6 | | | | | | | | | | 48 | | | | | 1 | | | | | | | | |
| | S-A405 | 21st ST | | R | M2-H6 | 8X6 | | | | | | | | | | 48 | | | | | 1 | | | | | | | | |
| | S-A406 | 21st ST | | R | M2-H6 | 11X5 | | | | | | | | | | 55 | | | | | 1 | | | | | | | | |
| | S-A407 | RAMP | | R | D3-H5 | 10X3 | | | | | | | | | | 30 | | | | 1 | | | | | | | | | |
| | S-A408 | RAMP | | | E5-H2 | 4X7 | | | | | | | | | | 28 | | | | 1 | | | | 1 | | | | | |
| | S-A409 | SR 16 | 19.85 | L | E6-H6 | 13X7 | | | | | | | | 2 | | | 91 | | | | | | 1 | | | | | | |
| | S-A410 | SR 16 | 19.85 | L | D3-H4 | 19X8 | | | | | | | | 2 | | | 152 | | | | | | 1 | | | | | | |
| | S-A411 | SR 16 | 19.97 | L | E1-5 | 14X6 | | | | | | | | | | 84 | | | | | 1 | | | | | | | | |
| | S-A412 | SR 16 | 19.85 | L | E1-H3 | 16X7 | | | | | | | | 2 | | | 112 | | | | | | 1 | | | | | | |
| | S-B412 | SR 16 | 19.52 | R | D3-H4 | 10X7 | | | | | | | | 2 | | | 70 | | | | | | 1 | | | | | | |
| | S-A413 | SR 16 | 19.52 | R | M2-H6 | 12X10 | | | | | | | | 2 | | | 120 | | | | | | 1 | | | | | | |
| | S-A414 | SR 16 | 19.52 | R | E1-H3 | 15X3 | | | | | | | | 2 | | | 45 | | | | | | 1 | | | | | | |
| | S-A415 | SR 16 | 19.54 | R | E5-H2 | 4X7 | | | | | | | | | | 28 | | | | 1 | | | | 1 | | | | | |
| | S-A416 | RAMP | | R | 1-H26 | 2X0.5 | | | | | | 1 | | | 1 | | | | | 1 | | | | | | | | | |
| | S-A417 | RAMP | | R | D9-2 | 2.5X2.5 | | | | | | 1 | | | 6.25 | | | | | 1 | | | | | | | | | |
| | S-A418 | RAMP | | R | M2-H6 | 11X4.5 | | | | | | | | | | 49.5 | | | | | 1 | | | | | | | | |
| | S-A419 | 21st ST | | R | M2-H6 | 11X5 | | | | | | | | 2 | | | 55 | | | | | | 1 | | | | | | |
| | S-A420 | 21st ST | | R | M2-H6 | 7X5 | | | | | | | | | | 35 | | | | 1 | | | | | | | | | |
| | S-A421 | 21st ST | | R | M2-H6 | 7X5 | | | | | | | | | | 35 | | | | 1 | | | | | | | | | |
| | | | | | | | | | | | | | | | | | | | | | | | | | | | | | |
| 72 | S-B421 | SR 16 | 20.04 | R | E1-5 | 14X10 | | | | | | | | 2 | | | 140 | | | | | | 1 | | | | | | |
| | S-C421 | SR 16 | 20.15 | R | E5-H2 | 4X7 | | | | | | | | | | 28 | | | | 1 | | | | 1 | | | | | |
| | S-A422 | SR 16 | 20.13 | R | E1-5 | 15X7 | | | | | | | | 2 | | | 105 | | | | | | 1 | | | | | | |
| | S-A423 | SR 16 | 20.13 | R | D3-H4 | 13X5.5 | | | | | | | | 2 | | | 71.5 | | | | | | 1 | | | | | | |
| | S-A424 | SR 16 | 20.13 | R | E6-H6 | 13X9 | | | | | | | | 2 | | | 117 | | | | | | 1 | | | | | | |
| | S-A425 | RAMP | | R | D3-H4 | 13X5 | | | | | | | | 2 | | | 65 | | | | | | 1 | | | | | | |
| | S-B425 | RAMP | | R | W13-3 | 4X5 | | | | | | | | | | 20 | | | | 1 | | | | | | | | | |
| | S-A426 | RAMP | | R | D12-H17 | 8X3 | | | | | | | | | | 24 | | | | 1 | | | | | | | | | |
| | S-A427 | SR 16 | 20.24 | R | E3-H1 | 9X6 | | | | | | | | 2 | | | 63 | | | | | | 1 | | | | | | |
| | S-A428 | RAMP | | R | E1-H3 | 15X11 | | | | | | | | 2 | | | 165 | | | | | | 1 | | | | | | |
| | S-A429 | 11st ST | | R | M2-H6 | 10X8 | | | | | | | | 2 | | | 80 | | | | | | 1 | | | | | | |
| | S-A430 | 11st ST | | R | M2-H6 | 10X8 | | | | | | | | 2 | | | 80 | | | | | | 1 | | | | | | |
| | S-B430 | RAMP | | | D3-H4 | 13X5 | | | | | | | | | | | 65 | | | | | | 1 | | | | | | |
| | S-C430 | 11st ST | | | M2-H6 | 11X7 | | | | | | | | | | | 77 | | | | | | 1 | | | | | | |
| | S-D430 | SR 16 | 20.38 | L | D3-H4 | 10X5 | | | | | | | | | | | 50 | | | | | | 1 | | | | | | |
| | S-E430 | RAMP | | | D3-H5 | 10X3 | | | | | | | | | | 30 | | | | 1 | | | | | | | | | |
| | S-F430 | RAMP | | | E5-H2 | 4X7 | | | | | | | | | | 28 | | | | 1 | | | | 1 | | | | | |
| | S-G430 | RAMP | | | D9-2 | 2X2 | | | | | | 1 | | | 4 | | | | | | | | 1 | | | | | | |
| | S-H430 | RAMP | | | E1-1 | 15X9 | | | | | | | | | | | 135 | | | | | | 1 | | | | | | |
| | S-I430 | RAMP | | | E1-H3 | 10X3 | | | | | | | | | | | 30 | | | | | | 1 | | | | | | |
| | S-J430 | RAMP | | | R5-1a | 3X2 | | | | | | 1 | | | 6 | | | | | 1 | | | | | | | | | |
| | TOTALS CARRIED TO SUBSUMMARY | | | | | | | | | | | 6 | | 36 | 17.25 | 760.5 | 2059.5 | | | 15 | 7 | | 24 | 4 | | | | | |

CALCULATED SKW
CHECKED BFB

# SIGNING QUANTITIES

D05-SIGN-FY2005



12/04/07
8SUBSUMI2.dgn

| SHEET NO. | REFERENCE NO. | LOCATION | SLM | SIDE | CODE | SIZE (FEET) | 630 GROUND MOUNTED SUPPORT W8X18 BEAM FT. | 630 GROUND MOUNTED SUPPORT W10X12 BEAM FT. | 630 GROUND MOUNTED SUPPORT W10X22 BEAM FT. | 630 GROUND MOUNTED SUPPORT W12X30 BEAM FT. | 630 GROUND MOUNTED SUPPORT NO. 3 POST AS PER PLAN FT. | 630 SIGN, BACKING ASSEMBLY EACH | 630 BREAKAWAY BEAM CONNECTION EACH | 630 SIGN ATTACHMENT ASSEMBLY EACH | 630 SIGN, FLAT SHEET SQ. FT. | 630 SIGN, GROUND MOUNTED EXTRUSHEET SQ. FT. | 630 SIGN, OVERHEAD EXTRUSHEET SQ. FT. | 630 GROUND MOUNTED BEAM SUPPORT FOUNDATION EACH | 630 RIGID OVERHEAD SIGN SUPPORT FOUNDATION EACH | 630 REMOVAL OF GROUND MOUNTED SIGN AND DISPOSAL EACH | 630 REMOVAL OF GROUND MOUNTED MAJOR SIGN AND DISPOSAL EACH | 630 REMOVAL OF GROUND MOUNTED BEAM SUPPORT AND DISPOSAL EACH | 630 REMOVAL OF OVERHEAD MOUNTED SIGN AND DISPOSAL EACH | 630 SIGNING, MISC: GROUND MOUNTED SUPPORT EACH | 630 SIGNING, MISC: CHECK TORQUE EACH | 631 REMOVAL OF LUMINAIRE AND DISPOSAL EACH | 631 REMOVAL OF BALLAST AND DISPOSAL EACH | 631 REMOVAL OF SIGN SERVICE AND DISPOSAL, AS PER PLAN EACH |
|---|---|---|---|---|---|---|---|---|---|---|---|---|---|---|---|---|---|---|---|---|---|---|---|---|---|---|---|---|
| 73 | S-A431 | SR 16 | 20.56 | L | E5-H2 | 4X7 | | | | | | | | | | 28 | | | | 1 | | | | 1 | | | | |
| | S-A432 | SR 16 | 20.69 | L | E1-1 | 15X10 | | | | | | | | 2 | | | 150 | | | | | | 1 | | | | | |
| | S-A433 | SR 16 | 20.69 | L | E1-H3 | 16X12 | | | | | | | | 2 | | | 192 | | | | | | 1 | | | | | |
| | S-B433 | RAMP | | | E1-1 | 13X9 | | | | | | | | 2 | | | 117 | | | | | | 1 | | | | | |
| | S-A434 | RAMP | | | E1-1 | 13X10 | | | | | | | | 2 | | | 130 | | | | | | 1 | | | | | |
| | S-A435 | SR 13 | | | E1-1 | 11X7 | | | | | | | | 2 | | | 77 | | | | | | 1 | | | | | |
| | S-A436 | SR 13 | | | E1-1 | 11X7 | | | | | | | | | | 77 | | | | | 1 | | | | | | | |
| | S-A437 | SR 13 | | | M2-H6 | 11X8 | | | | | | | | | | 88 | | | | | 1 | | | | | | | |
| | S-A438 | SR 13 | | | M1-5 | 2X2 | | | | | | 1 | | | 4 | | | | | 1 | | | | | | | | |
| | S-A439 | SR 13 | | | M3-3 | 2X1 | | | | | | 1 | | | 2 | | | | | 1 | | | | | | | | |
| | S-A440 | SR 16 | 20.50 | R | E1-1 | 19X12 | | | | | | | | 2 | | | 228 | | | | | | 1 | | | | | |
| | S-A441 | SR 16 | 20.50 | R | E1-H3 | 16X12 | | | | | | | | 2 | | | 192 | | | | | | 1 | | | | | |
| | S-A442 | SR 16 | 20.89 | R | E5-H2 | 4X7 | | | | | | | | | | 28 | | | | 1 | | | | 1 | | | | |
| | S-A443 | SR 16 | 20.82 | R | E1-1 | 19X12 | | | | | | | | 2 | | | 228 | | | | | | 1 | | | | | |
| | S-A444 | RAMP | 20.82 | R | E1-H3 | 19X12 | | | | | | | | 2 | | | 228 | | | | | | 1 | | | | | |
| * | S-A445 | RAMP | | | E1-5 | 11X7 | | | | | | | | | | | | | | | | | | | | | | |
| * | S-A446 | RAMP | | | E1-1 | 13X8 | | | | | | | | | | | | | | | | | | | | | | |
| | S-A447 | SR 16 | 20.99 | L | E1-1 | 9X9 | | | | | | | | 2 | | | 81 | | | | | | 1 | | | | | |
| * | S-A448 | SR 16 | 20.99 | R | E1-1 | 18X5 | | | | | | | | | | | | | | | | | | | | | | |
| * | S-A449 | SR 13 | | | E1-1 | 10X8 | | | | | | | | | | | | | | | | | | | | | | |
| | | | | | | | | | | | | | | | | | | | | | | | | | | | | |
| 74 | S-A450 | SR 13 | | | E1-1 | 11X7 | | | | | | | | 2 | | | 77 | | | | | | 1 | | | | | |
| | S-A451 | SR 13 | | | E1-1 | 9X7 | | | | | | | | 2 | | | 63 | | | | | | 1 | | | | | |
| | S-A452 | SR 16 | 21.12 | L | D12-H17 | 8X3 | | | | | | | | | | 24 | | | | 1 | | | | | | | | |
| | S-A453 | RAMP | | | E1-1 | 10X8 | | | | | | | | 2 | | | 80 | | | | | | 1 | | | | | |
| | S-A454 | RAMP | | | M2-H6 | 11X6 | | | | | | | | 2 | | | 66 | | | | | | 1 | | | | | |
| | S-A455 | SR 16 | 21.23 | L | E5-H2 | 4X7 | | | | | | | | | | 28 | | | | 1 | | | | 1 | | | | |
| | S-A456 | SR 16 | 21.24 | L | E1-1 | 12X7 | | | | | | | | 2 | | | 84 | | | | | | 1 | | | | | |
| | S-A457 | SR 16 | 21.24 | L | E1-1 | 13X11 | | | | | | | | 2 | | | 143 | | | | | | 1 | | | | | |
| | S-A458 | SR 16 | 21.24 | L | E1-5 | 19X8 | | | | | | | | 2 | | | 152 | | | | | | 1 | | | | | |
| * | S-A459 | RAMP | | | M2-H6 | 11X7 | | | | | | | | | | | | | | | | | | | | | | |
| * | S-A460 | RAMP | | | E1-1 | 12X8 | | | | | | | | | | | | | | | | | | | | | | |
| * | S-A461 | SR 13 | | | E1-H3 | 13X9 | | | | | | | | | | | | | | | | | | | | | | |
| * | S-A462 | SR 13 | | | E1-1 | 8X5 | | | | | | | | | | | | | | | | | | | | | | |
| * | S-A463 | SR 13 | | | E1-1 | 12X7 | | | | | | | | | | | | | | | | | | | | | | |
| * | S-A464 | SR 13 | | | E1-5 | 12X6 | | | | | | | | | | | | | | | | | | | | | | |
| * | S-A465 | RAMP | | | E1-1 | 9X7 | | | | | | | | | | | | | | | | | | | | | | |
| * | S-A466 | SR 13 | | | M2-H3a | 3.5X5 | | | | | | | | | | | | | | | | | | | | | | |
| | | | | | | | | | | | | | | | | | | | | | | | | | | | | |
| 75 | S-A467 | SR 16 | 21.46 | L | E1-5 | 14X11 | | | | | | | | 2 | | | 154 | | | | | | 1 | | | | | |
| * | S-A468 | SR 16 | 21.62 | R | E5-H2 | 4X7 | | | | | | | | | | | | | | | | | | | | | | |
| * | S-A469 | BUENA VISA | | | M2-H6 | 8X8 | | | | | | | | | | | | | | | | | | | | | | |
| * | S-A470 | BUENA VISA | | | M2-H6 | 10X7 | | | | | | | | | | | | | | | | | | | | | | |
| * | S-A471 | SR 16 | 21.49 | R | E1-5 | 17X5 | | | | | | | | | | | | | | | | | | | | | | |
| | S-A472 | SR 16 | 21.59 | R | E1-1 | 14X9 | | | | | | | | 2 | | | 126 | | | | | | 1 | | | | | |
| * | S-A473 | SR 16 | 21.59 | R | E1-5 | 17X5 | | | | | | | | | | | | | | | | | | | | | | |
| * | S-B473 | RAMP | | | D3-H5 | 10X3 | | | | | | | | | | | | | | | | | | | | | | |
| | | | | | | | | | | | | | | | | | | | | | | | | | | | | |
| | | | | | | | | | | | | | | | | | | | | | | | | | | | | |
| | * THESE SIGNS WERE NON-PERFORMED WITH THIS PROJECT | | | | | | | | | | | | | | | | | | | | | | | | | | | |
| | (WILL BE PICKED UP WITH PROJECT LIC-16-21.00 PID No. 81969) | | | | | | | | | | | | | | | | | | | | | | | | | | | |
| | | | | | | | | | | | | | | | | | | | | | | | | | | | | |
| | | | | | | | | | | | | | | | | | | | | | | | | | | | | |
| | | | | | | | | | | | | | | | | | | | | | | | | | | | | |
| | **TOTALS CARRIED TO SUBSUMMARY** | | | | | | | | | | | 2 | | 38 | 6 | 245 | 2568 | | | 6 | 2 | | 19 | 3 | | | | |

CALCULATED SKW
CHECKED BFB

# SIGNING QUANTITIES

D05-SIGN-FY2005



12/04/07
8SUBSUM13.dgn

| SHEET NO. | REFERENCE NO. | LOCATION | SLM | SIDE | CODE | SIZE (FEET) | 630 GROUND MOUNTED SUPPORT W8X18 BEAM | 630 GROUND MOUNTED SUPPORT W10X12 BEAM | 630 GROUND MOUNTED SUPPORT W10X22 BEAM | 630 GROUND MOUNTED SUPPORT W12X30 BEAM | 630 GROUND MOUNTED SUPPORT NO. 3 POST AS PER PLAN | 630 SIGN, BACKING ASSEMBLY | 630 BREAKAWAY BEAM CONNECTION | 630 SIGN ATTACHMENT ASSEMBLY | 630 SIGN, FLAT SHEET | 630 SIGN, GROUND MOUNTED EXTRUSHEET | 630 SIGN, OVERHEAD EXTRUSHEET | 630 GROUND MOUNTED BEAM SUPPORT FOUNDATION | 630 RIGID OVERHEAD SIGN SUPPORT FOUNDATION | 630 REMOVAL OF GROUND MOUNTED SIGN AND DISPOSAL | 630 REMOVAL OF GROUND MOUNTED MAJOR SIGN AND DISPOSAL | 630 REMOVAL OF GROUND MOUNTED BEAM SUPPORT AND DISPOSAL | 630 REMOVAL OF OVERHEAD MOUNTED SIGN AND DISPOSAL | 630 SIGNING, MISC: GROUND MOUNTED SUPPORT | 630 SIGNING, MISC: CHECK TORQUE | 631 REMOVAL OF LUMINAIRE AND DISPOSAL | 631 REMOVAL OF BALLAST AND DISPOSAL | 631 REMOVAL OF SIGN SERVICE AND DISPOSAL, AS PER PLAN |
|---|---|---|---|---|---|---|---|---|---|---|---|---|---|---|---|---|---|---|---|---|---|---|---|---|---|---|---|---|
| | | | | | | | FT. | FT. | FT. | FT. | FT. | EACH | EACH | EACH | SQ. FT. | SQ. FT. | SQ. FT. | EACH | EACH | EACH | EACH | EACH | EACH | EACH | EACH | EACH | EACH | EACH |
| 76 | S-B473 | CEDAR ST. | | | M2-H6 | 10X7 | | | | | | | | 2 | | | 70 | | | | | | 1 | | | | | |
| | S-A474 | CEDAR ST. | | | E1-5 | 10X6 | | | | | | | | 2 | | | 60 | | | | | | 1 | | | | | |
| | S-A475 | CEDAR ST. | | | E1-5 | 8X8 | | | | | | | | 2 | | | 64 | | | | | | 1 | | | | | |
| | S-A476 | RAMP | | | E5-H2 | 4X7 | | | | | | | | | | 28 | | | | 1 | | | | 1 | | | | |
| | S-A477 | CEDAR ST. | | | E1-5 | 8X6 | | | | | | | | 2 | | | 48 | | | | | | 1 | | | | | |
| | S-A478 | RAMP | 22.21 | L | E5-H2 | 4X7 | | | | | | | | | | 28 | | | | 1 | | | | 1 | | | | |
| | S-A479 | CEDAR ST. | | | E1-5 | 10X7 | | | | | | | | 2 | | | 70 | | | | | | 1 | | | | | |
| | S-A480 | CEDAR ST. | | | E1-1 | 6X8 | | | | | | | | 2 | | | 48 | | | | | | 1 | | | | | |
| | S-A481 | CEDAR ST. | | | M2-H6 | 10X6 | | | | | | | | 2 | | | 60 | | | | | | 1 | | | | | |
| | S-A482 | SR 16 | 22.25 | L | E1-1 | 14X7 | | | | | | | | 2 | | | 98 | | | | | | 1 | | | | | |
| | S-A483 | SR 16 | 22.25 | L | E1-5 | 14X11 | | | | | | | | 2 | | | 154 | | | | | | 1 | | | | | |
| | S-A484 | SR 16 | 22.25 | L | M2-H6 | 16X7 | | | | | | | | 2 | | | 112 | | | | | | 1 | | | | | |
| | | | | | | | | | | | | | | | | | | | | | | | | | | | | |
| 77 | S-A485 | O'BANNON | | | E1-5 | 8X6 | | | | | | | | 2 | | | 48 | | | | | | 1 | | | | | |
| | S-A486 | RAMP | | | M2-H6 | 18X4 | | | | | | | | 2 | | | 72 | | | | | | 1 | | | | | |
| | S-A487 | SR 16 | 23.11 | L | E1-5 | 14X9 | | | | | | | | 2 | | | 126 | | | | | | 1 | | | | | |
| | S-A488 | RAMP | | | D3-H5 | 9X3 | | | | | | | | | | 27 | | | | 1 | | | | | | | | |
| | S-A489 | O'BANNON | | | M2-H4 | 9X5.5 | | | | | | | | 2 | | | 49.5 | | | | | | 1 | | | | | |
| | S-A490 | RAMP | | | D3-H5 | 9X3 | | | | | | | | | | 27 | | | | 1 | | | | | | | | |
| | S-A491 | O'BANNON | | | E1-5 | 8X6 | | | | | | | | 2 | | | 48 | | | | | | 1 | | | | | |
| | S-A492 | O'BANNON | | | M2-H4 | 9X5.5 | | | | | | | | 2 | | | 49.5 | | | | | | 1 | | | | | |
| | S-A492 | RAMP | | | E5-H2 | 4X7 | | | | | | | | | | 28 | | | | 1 | | | | 1 | | | | |
| | | | | | | | | | | | | | | | | | | | | | | | | | | | | |
| 78 | S-A494 | SR 16 | 23.24 | L | M2-H6 | 18X4 | | | | | | | | 2 | | | 72 | | | | | | 1 | | | | | |
| | S-A495 | SR 16 | 23.57 | L | E1-1 | 16X5 | | | | | | | | | | 80 | | | | | 1 | | | | | | | |
| | S-A496 | SR 16 | 23.84 | R | E1-1 | 15X5 | | | | | | | | | | 75 | | | | | 1 | | | | | | | |
| | S-A497 | SR 16 | 23.82 | L | D3-H2 | 14X3 | | | | | | | | | | 42 | | | | | 1 | | | | | | | |
| | S-A498 | SR 16 | 23.68 | R | D3-H2 | 14X3 | | | | | | | | | | 42 | | | | | 1 | | | | | | | |
| | | | | | | | | | | | | | | | | | | | | | | | | | | | | |
| 79 | S-A499 | SR 16 | 24.21 | L | E1-1 | 15X5 | | | | | | | | | | 75 | | | | | 1 | | | | | | | |
| | S-A500 | SR 16 | 24.42 | R | E1-1 | 13X5 | | | | | | | | | | 65 | | | | | 1 | | | | | | | |
| | | | | | | | | | | | | | | | | | | | | | 1 | | | | | | | |
| 80 | S-370A | SR 16 | 24.65 | R | R2-H2a | 4X5 | | | | | 12 | | | | 20 | | | | | 1 | | | | | | | | |
| | S-370B | SR 16 | 24.65 | R | R2-1 | 4X5 | | | | | 12 | | | | 20 | | | | | | | | | | | | | |
| | S-370C | SR 16 | 24.58 | R | E1-2 | 13X5 | | | | | | | | | | 65 | | | | 1 | | | | | | | | |
| | S-370D | SR 16 | 24.64 | R | | | | | | | | | | | | | | | | 1 | | 2 | | | | | | |
| | S-371 | SR 16 | 24.70 | R | D1-H5a | 10X3 | | | | | | | | | | 30 | | | | 1 | | | | | | | | |
| | S-371A | SR 16 | 24.72 | L | R2-H2a | 4X5 | | | | | 12 | | | | 20 | | | | | | | | | | | | | |
| | S-371B | SR 16 | 24.72 | L | R2-1 | 4X5 | | | | | 12 | | | | 20 | | | | | 1 | | | | | | | | |
| | S-371C | SR 16 | 24.80 | R | D3-H2 | 13X3 | | | | | | | | | | 39 | | | | 1 | | | | | | | | |
| | S-372 | SR 16 | 25.11 | L | D1-H5a | 12X3 | | | | | | | | | | 36 | | | | 1 | | | | | | | | |
| | S-372A | SR 16 | 25.02 | L | D3-H2 | 13X3 | | | | | | | | | | 39 | | | | 1 | | | | | | | | |
| | S-372B | SR 16 | 25.04 | R | R2-H2a | 4X5 | | | | | 12 | | | | 20 | | | | | 1 | | | | | | | | |
| | S-372C | SR 16 | 25.04 | R | R2-1 | 4X5 | | | | | 12 | | | | 20 | | | | | | | | | | | | | |
| | S-372D | SR 16 | 25.10 | R | D12-H2 | 6X5 | | | | | | | | | | 30 | | | | 1 | | | | | | | | |
| | S-373 | SR 16 | 25.44 | L | E1-2 | 13X5 | | | | | | | | | | 65 | | | | | 1 | | | | | | | |
| | | | | | | | | | | | | | | | | | | | | | | | | | | | | |
| | | **TOTALS CARRIED TO SUBSUMMARY** | | | | | | | | | 72 | | | 34 | 120 | 821 | 1249 | | | 15 | 8 | 2 | 17 | 3 | | | | |

CALCULATED SKW
CHECKED BFB

# SIGNING QUANTITIES

D05-SIGN-FY2005



12/04/07
8SUBSUMM4.dgn

| SHEET NO. | REFERENCE NO. | LOCATION | SLM | SIDE | CODE | SIZE (FEET) | 630 GROUND MOUNTED SUPPORT W8X18 BEAM | 630 GROUND MOUNTED SUPPORT W10X12 BEAM | 630 GROUND MOUNTED SUPPORT W10X22 BEAM | 630 GROUND MOUNTED SUPPORT W12X30 BEAM | 630 GROUND MOUNTED SUPPORT NO. 3 POST AS PER PLAN | 630 SIGN, BACKING ASSEMBLY | 630 BREAKAWAY BEAM CONNECTION | 630 SIGN ATTACHMENT ASSEMBLY | 630 SIGN, FLAT SHEET | 630 SIGN, GROUND MOUNTED EXTRUSHEET | 630 SIGN, OVERHEAD EXTRUSHEET | 630 GROUND MOUNTED BEAM SUPPORT FOUNDATION | 630 RIGID OVERHEAD SIGN SUPPORT FOUNDATION | 630 REMOVAL OF GROUND MOUNTED SIGN AND DISPOSAL | 630 REMOVAL OF GROUND MOUNTED MAJOR SIGN AND DISPOSAL | 630 REMOVAL OF GROUND MOUNTED BEAM SUPPORT AND DISPOSAL | 630 REMOVAL OF OVERHEAD MOUNTED SIGN AND DISPOSAL | 630 SIGNING, MISC: GROUND MOUNTED SUPPORT | 630 SIGNING, MISC: CHECK TORQUE | 631 REMOVAL OF LUMINAIRE AND DISPOSAL | 631 REMOVAL OF BALLAST AND DISPOSAL | 631 REMOVAL OF SIGN SERVICE AND DISPOSAL, AS PER PLAN |
|---|---|---|---|---|---|---|---|---|---|---|---|---|---|---|---|---|---|---|---|---|---|---|---|---|---|---|---|---|
| | | | | | | | FT. | FT. | FT. | FT. | FT. | EACH | EACH | EACH | SQ. FT. | SQ. FT. | SQ. FT. | EACH | EACH | EACH | EACH | EACH | EACH | EACH | EACH | EACH | EACH | EACH |
| 83 | S-374 | SR 16 | 26.56 | R | E1-1 | 17X6 | | | | | | | | | | 102 | | | | | 1 | | | | 1 | | | |
| | S-375 | SR 16 | 26.76 | R | E3-H1 | 14X6 | | | | | | | | | | 84 | | | | | 1 | | | | | | | |
| | S-376 | SR 16 | 26.81 | R | D1-H6a | 8X3 | | | | | | | | | | 24 | | | | 1 | | | | | | | | |
| | S-376A | SR 16 | 28.83 | L | R2-1 | 4X5 | | | | | 12 | | | | 20 | | | | | 1 | | | | | | | | |
| | S-376B | SR 16 | 28.83 | L | R2-H2a | 4X5 | | | | | 12 | | | | 20 | | | | | | | | | | | | | |
| | S-377 | SR 16 | 26.92 | R | D1-H6a | 13X3 | | | | | | | | | | 39 | | | | 1 | | | | | | | | |
| | S-378 | SR 16 | 26.92 | R | D1-H6a | 13X3 | | | | | | | | | | 39 | | | | 1 | | | | | | | | |
| | S-379 | SR 16 | 26.98 | R | D3-H3 | 18X3 | | | | | | | | 2 | | 54 | | | | | 1 | | | | | | | |
| | S-380 | SR 16 | 26.98 | R | D3-H3 | 18X3 | | | | 23-24 | | | 2 | | | 54 | | 2 | | | 1 | 2 | | | | | | |
| | S-381 | SR 16 | 27.15 | | D3-H3 | 18X3 | | 19-18 | | | | | 2 | | | 54 | | 2 | | | 1 | 2 | | | | | | |
| | S-382 | SR 16 | 27.15 | | D3-H3 | 18X3 | | | | | | | | 2 | | 54 | | | | | 1 | | | | | | | |
| | S-383 | SR 16 | 27.15 | | R3-H83da | 4.5X2.5 | | | | | | 2 | | | 11.25 | | | | | 1 | | | | | | | | |
| | S-384 | SR 16 | 27.15 | | R5-1a | 3X2 | | | | | | 1 | | | 6 | | | | | 1 | | | | | | | | |
| | S-385 | SR 16 | 27.15 | L | D7-H5a | 13X3 | | | | | | | | 2 | | 39 | | | | 1 | | | | | | | | |
| | S-386 | SR 16 | 27.15 | L | D1-H6a | 13X4 | | | | | | | | | | 52 | | | | | 1 | | | | | | | |
| | S-387 | SR 16 | 27.15 | L | R3-H8da | 4.5X2.5 | | | | | | 2 | | | 11.25 | | | | | 1 | | | | | | | | |
| | S-388 | SR 16 | 27.15 | L | R5-1a | 3X2 | | | | | | 1 | | | 6 | | | | | 1 | | | | | | | | |
| | S-389 | SR 16 | 27.23 | L | D1-H6a | 12X4 | | | | | | | | | | 48 | | | | | 1 | | | | | | | |
| | S-390 | SR 16 | 27.32 | L | E3-H1 | 14X6 | | | | | | | | | | 84 | | | | | 1 | | | | | | | |
| | | | | | | | | | | | | | | | | | | | | | | | | | | | | |
| 84 | S-390A | SR 16 | 27.51 | L | R2-1 | 4X5 | | | | | 12 | | | | 20 | | | | | 1 | | | | | | | | |
| | S-390B | SR 16 | 27.51 | L | R2-H2a | 4X5 | | | | | 12 | | | | 20 | | | | | | | | | | | | | |
| | S-391 | SR 16 | 27.54 | L | E1-1 | 18X7 | | | | | | | | | | 126 | | | | | 1 | | | | | | | |
| | S-391A | SR 16 | 27.50 | R | R2-H2a | 4X5 | | | | | 12 | | | | 20 | | | | | 1 | | | | | | | | |
| | S391B | SR 16 | 27.50 | R | R2-1 | 4X5 | | | | | 12 | | | | 20 | | | | | | | | | | | | | |
| | | | | | | | | | | | | | | | | | | | | | | | | | | | | |
| 85 | S-392A | SR 16 | 27.51 | R | R2-H2a | 4X5 | | | | | 12 | | | | 20 | | | | | 1 | | | | | | | | |
| | S-392B | SR 16 | 27.51 | R | R2-1 | 4X5 | | | | | 12 | | | | 20 | | | | | | | | | | | | | |
| | | | | | | | | | | | | | | | | | | | | | | | | | | | | |
| 86 | S-392 | SR 16 | 29.71 | R | E1-1 | 12X11 | | | | | | | | | | 132 | | | | | 1 | | | | | | | |
| | S-393 | SR 16 | 30.04 | L | E1-7 | 12X4 | | | | | | | | | | 48 | | | | | 1 | | | | | | | |
| | S-393A | SR 16 | 30.27 | L | R2-1 | 4X5 | | | | | 12 | | | | 20 | | | | | 1 | | | | | | | | |
| | S-393B | SR 16 | 30.27 | L | R2-H2a | 4X5 | | | | | 12 | | | | 20 | | | | | | | | | | | | | |
| | S-394 | SR 16 | 30.22 | R | E1-1 | 14X11 | | | | | | | | | | 154 | | | | | 1 | | | | | | | |
| | S-395 | SR 16 | 30.49 | R | E3-H1 | 11X5 | | | | | | | | | | 55 | | | | | 1 | | | | | | | |
| | | | | | | | | | | | | | | | | | | | | | | | | | | | | |
| 88 | S-396 | SR 16 | 30.57 | R | E1-H3 | 17X10 | | | | 28-30 | | | 2 | | | 170 | | 2 | | | 1 | 2 | | | | | | |
| | S-397 | RAMP | | R | D7-H6 | 15X2 | | | | | | | | | | 30 | | | | 1 | | | | | | | | |
| | S-398 | RAMP | | R | D7-H5 | 15X2 | | | | | | | | | | 30 | | | | 1 | | | | | | | | |
| | S-399 | RAMP | | R | D7-H6a | 15X4 | | | | | | | | | | 60 | | | | | 1 | | | | | | | |
| | S-400 | RAMP | | R | M6-1 | 2.5X2 | | | | | | 1 | | | 5 | | | | | 1 | | | | | | | | |
| | S-401 | RAMP | | R | M-2-36-3 | 3X3.75 | | | | | | 1 | | | 11.25 | | | | | 1 | | | | | | | | |
| | S-402 | RAMP | | R | M3-4 | 3X1.5 | | | | | | 1 | | | 4.5 | | | | | 1 | | | | | | | | |
| | S-403 | SR 16 | 30.73 | R | E5-H2 | 4X7 | | | | | | | | | | 28 | | | | 1 | | | | 1 | | | | |
| | S-404 | SR 146 | | L | M2-H6 | 7X6 | | | | | | | | | | 42 | | | | | 1 | | | | | | | |
| | S-405 | SR 146 | | L | D7-H5a | 15X3 | | | | | | | | | | 45 | | | | | 1 | | | | | | | |
| | S-406 | SR 146 | | R | M2-H6 | 8X6 | | | | | | | | | | 48 | | | | | 1 | | | | | | | |
| | S-407 | SR 146 | | R | D7-H5a | 15X3 | | | | | | | | | | 45 | | | | | 1 | | | | | | | |
| | S-408 | RAMP | | R | M3-4 | 3X1.5 | | | | | | 1 | | | 4.5 | | | | | 1 | | | | | | | | |
| | S-409 | RAMP | | R | M-2-36-3 | 3.75X3 | | | | | | 1 | | | 11.25 | | | | | 1 | | | | | | | | |
| | S-410 | RAMP | | R | M6-1 | 2.5X2 | | | | | | 1 | | | 5 | | | | | 1 | | | | | | | | |
| | S-411 | RAMP | | R | D7-H5 | 15X2 | | | | | | | | | | 30 | | | | 1 | | | | | | | | |
| | S-412 | RAMP | | R | D7-H6 | 15X2 | | | | | | | | | | 30 | | | | 1 | | | | | | | | |
| | S-412A | RAMP | | R | D7-H6a | 15X4 | | | | | | | | | | 60 | | | | | 1 | | | | | | | |
| TOTALS CARRIED TO SUBSUMMARY | | | | | | | | 37 | | 105 | 120 | 12 | 6 | 6 | 276 | 1860 | | 6 | | 24 | 21 | 6 | | 1 | 1 | | | |

CALCULATED SKW
CHECKED BFB

# SIGNING QUANTITIES

D05-SIGN-FY2005



8SUBSUM15.dgn 11/26/07

| SHEET NO. | REFERENCE NO. | LOCATION | SLM | SIDE | CODE | SIZE (FEET) | 630 GROUND MOUNTED SUPPORT W8X18 BEAM | 630 GROUND MOUNTED SUPPORT W10X12 BEAM | 630 GROUND MOUNTED SUPPORT W10X22 BEAM | 630 GROUND MOUNTED SUPPORT W12X30 BEAM | 630 GROUND MOUNTED SUPPORT NO. 3 POST AS PER PLAN | 630 SIGN, BACKING ASSEMBLY | 630 BREAKAWAY BEAM CONNECTION | 630 SIGN ATTACHMENT ASSEMBLY | 630 SIGN, FLAT SHEET | 630 SIGN, GROUND MOUNTED EXTRUSHEET | 630 SIGN, OVERHEAD EXTRUSHEET | 630 GROUND MOUNTED BEAM SUPPORT FOUNDATION | 630 RIGID OVERHEAD SIGN SUPPORT FOUNDATION | 630 REMOVAL OF GROUND MOUNTED SIGN AND DISPOSAL | 630 REMOVAL OF GROUND MOUNTED MAJOR SIGN AND DISPOSAL | 630 REMOVAL OF GROUND MOUNTED BEAM SUPPORT AND DISPOSAL | 630 REMOVAL OF OVERHEAD MOUNTED SIGN AND DISPOSAL | 630 SIGNING, MISC: GROUND MOUNTED SUPPORT | 630 SIGNING, MISC: CHECK TORQUE | 631 REMOVAL OF LUMINAIRE AND DISPOSAL | 631 REMOVAL OF BALLAST AND DISPOSAL | 631 REMOVAL OF SIGN SERVICE AND DISPOSAL, AS PER PLAN |
|---|---|---|---|---|---|---|---|---|---|---|---|---|---|---|---|---|---|---|---|---|---|---|---|---|---|---|---|---|
| | | | | | | | FT. | FT. | FT. | FT. | FT. | EACH | EACH | EACH | SQ. FT. | SQ. FT. | SQ. FT. | EACH | EACH | EACH | EACH | EACH | EACH | EACH | EACH | EACH | EACH | EACH |
| 88 | CONTINUED | | | | | | | | | | | | | | | | | | | | | | | | | | | |
| | S-413 | SR 16 | 31.02 | L | E5-H2 | 4X7 | | | | | | | | | | 28 | | | | 1 | | | | 1 | | | | |
| | S-414 | SR 16 | 31.18 | L | E1-H3 | 17X10 | | | 22-22 | | | | 2 | | | 170 | | 2 | | | 1 | 2 | | | | | | |
| | S-415 | SR 16 | 31.27 | L | E3-H2 | 10X5 | | | | | | | | | | 50 | | | | | 1 | | | | | | | |
| | S-415A | SR 16 | 31.38 | L | R2-1 | 4X5 | | | | | 12 | | | | 20 | | | | | 1 | | | | | | | | |
| | S-415B | SR 16 | 31.38 | L | R2-H2a | 4X5 | | | | | 12 | | | | 20 | | | | | | | | | | | | | |
| | S-416A | SR 16 | 31.49 | R | R2-H2a | 4X5 | | | | | 12 | | | | 20 | | | | | 1 | | | | | | | | |
| | S-416B | SR 16 | 31.49 | R | R2-1 | 4X5 | | | | | 12 | | | | 20 | | | | | | | | | | | | | |
| 89 | S-416 | SR 16 | 31.52 | L | E1-1 | 13X11 | | | | | | | | | | 143 | | | | | 1 | | | | 1 | | | |
| | S-417 | SR 16 | 32.03 | L | E1-1 | 13X11 | | | | | | | | | | 143 | | | | | 1 | | | | 1 | | | |
| 90 | S-417A | SR 16 | 33.07 | L | R2-1 | 4X5 | | | | | 12 | | | | 20 | | | | | 1 | | | | | | | | |
| | S-417B | SR 16 | 33.07 | L | R2-H2a | 4X5 | | | | | 12 | | | | 20 | | | | | | | | | | | | | |
| | S-418 | SR 16 | 33.08 | R | E1-1 | 14X12 | | | | | | | | | | 168 | | | | | 1 | | | | | | | |
| | S-419 | SR 16 | 33.14 | | E8-H3 | 8X4 | | | | | | | | | | 32 | | | | 1 | | | | | | | | |
| | S-420 | SR 16 | 33.14 | | E8-H3 | 8X4 | | | | | | | | | | 32 | | | | 1 | | | | | | | | |
| 91 | S-421 | SR 16 | 0.03 | R | R2-1 | 4X5 | | | | | 12 | | | | 20 | | | | | 1 | | | | | | | | |
| | S-422 | SR 16 | 0.03 | R | R2-H2a | 4X5 | | | | | 12 | | | | 20 | | | | | | | | | | | | | |
| 92 | S-423 | SR 16 | 7.53 | R | D3-H3 | 15X3 | | | | | | | | | | 45 | | | | | 1 | | | | | | | |
| | S-424 | SR 16 | 7.72 | L | D3-H3 | 15X3 | | | | | | | | | | 45 | | | | | 1 | | | | | | | |
| | S-425 | SR 16 | 8.13 | L | D3-H3 | 15X3 | | | | | | | | | | 45 | | | | | 1 | | | | | | | |
| | S-425A | SR 16 | 8.24 | R | | 15X12 | | | | | | | | | | | | | | | 1 | 2 | | | | | | |
| | S-426 | SR 16 | 8.41 | R | E1-1 | 15X10 | | | | | | | | | | 150 | | | | | 1 | | | | | | | |
| 93 | S-427 | SR 16 | 8.66 | R | D12-H17 | 8X3 | | | | | | | | | | 24 | | | | 1 | | | | | | | | |
| | S-428 | SR 16 | 8.82 | R | E1-1 | 16X10 | | | | | | | | | | 160 | | | | | 1 | | | | | | | |
| | S-A428 | SR 16 | 9.09 | R | D7-H5 | 8X3 | | | | | | | | | | 24 | | | | 1 | | | | | | | | |
| | S-A429 | SR 16 | 9.27 | L | D1-H4 | 8X3 | | | | | | | | | | 24 | | | | 1 | | | | | | | | |
| | S-A430 | SR 16 | 9.28 | R | E1-5 | 19X9 | | | | | | | | | | 171 | | | | | 1 | | | | | | | |
| | S-A431 | SR 16 | 9.42 | R | E5-H2 | 4X7 | | | | | | | | | | 28 | | | | 1 | | | | 1 | | | | |
| | S-A432 | RAMP | | | I-H12 | 2.5X0.67 | | | | | | 1 | | | 1.68 | | | | | 1 | | | | | | | | |
| | S-A433 | RAMP | | | D1-H4 | 8X2 | | | | | | | | | 16 | | | | | 1 | | | | | | | | |
| | S-A434 | RAMP | | | M6-4 | 2X1.5 | | | | | | 1 | | | 3 | | | | | 1 | | | | | | | | |
| | S-A435 | RAMP | | | D9-2 | 1.5X1.5 | | | | | | 1 | | | 2.25 | | | | | 1 | | | | | | | | |
| | S-A436 | RAMP | | | M1-5 | 3.13X2.5 | | | | | | 1 | | | 7.83 | | | | | 1 | | | | | | | | |
| | S-B436 | SR 16 | 9.43 | L | E5-H2 | 4X7 | | | | | | | | | | 28 | | | | 1 | | | | 1 | | | | |
| 95 | S-A437 | SR 16 | 9.51 | R | M2-H2 | 9X9 | | | | | | | | | | | 81 | | | | | | 1 | | | | | |
| | S-B437 | SR 16 | 9.51 | R | W12-2P | 8X3 | | | | | | | | | | | 24 | | | | | | 1 | | | | | |
| | S-A438 | SR 16 | 9.51 | L | W12-2P | 8X3 | | | | | | | | | | | 24 | | | | | | 1 | | | | | |
| | S-A439 | SR 16 | 9.51 | L | E1-5 | 16X9 | | | | | | | | | | | 144 | | | | | | 1 | | | | | |
| | S-A440 | SR 16 | 9.71 | L | E1-1 | 16X10 | | | | | | | | | | | 160 | | | | 1 | | | | | | | |
| | S-A441 | SR 16 | 9.82 | L | D12-H17 | 8X3 | | | | | | | | | | 24 | | | | 1 | | | | | | | | |
| | S-A442 | SR 16 | 9.90 | L | E1-1 | 18X12 | | | | | | | | | | | 216 | | | | | | 1 | | | | | |
| | S-A443 | SR 16 | 9.96 | L | D3-H3 | 10X1.5 | | | | | | | | | | 15 | | | | 1 | | | | | | | | |
| | S-A444 | US 36 | 19.26 | L | M3-4 | 2.5X1.25 | | | | | | 1 | | | 3.125 | | | | | 1 | | | | | | | | |
| | S-A445 | US 36 | 19.26 | L | M1-4 | 2.5X2.5 | | | | | | 1 | | | 6.25 | | | | | 1 | | | | | | | | |
| | S-A446 | US 36 | 19.26 | L | M5-1R | 2X1.5 | | | | | | 1 | | | 3 | | | | | 1 | | | | | | | | |
| | S-A447 | US 36 | 19.26 | L | M2-1 | 1.75X1.25 | | | | | | 1 | | | 2.19 | | | | | 1 | | | | | | | | |
| | S-A448 | US 36 | 19.26 | L | M1-5 | 2.5X2.5 | | | | | | 1 | | | 6.25 | | | | | 1 | | | | | | | | |
| | S-A449 | US 36 | 19.26 | L | M6-3 | 2X1.5 | | | | | | 1 | | | 3 | | | | | 1 | | | | | | | | |
| | TOTALS CARRIED TO SUBSUMMARY | | | | | | | | 44 | | 96 | 10 | 2 | | 214.58 | 1549 | 649 | 2 | | 25 | 13 | 4 | 5 | 3 | 2 | | | |

CALCULATED SKW
CHECKED BFB

# SIGNING QUANTITIES

D05-SIGN-FY2005



12/04/07
8SUBSUM16.dgn

| SHEET NO. | REFERENCE NO. | LOCATION | SLM | SIDE | CODE | SIZE (FEET) | 630 GROUND MOUNTED SUPPORT W8X18 BEAM | 630 GROUND MOUNTED SUPPORT W10X12 BEAM | 630 GROUND MOUNTED SUPPORT W10X22 BEAM | 630 GROUND MOUNTED SUPPORT W12X30 BEAM | 630 GROUND MOUNTED SUPPORT NO. 3 POST AS PER PLAN | 630 SIGN, BACKING ASSEMBLY | 630 BREAKAWAY BEAM CONNECTION | 630 SIGN ATTACHMENT ASSEMBLY | 630 SIGN, FLAT SHEET | 630 SIGN, GROUND MOUNTED EXTRUSHEET | 630 SIGN, OVERHEAD EXTRUSHEET | 630 GROUND MOUNTED BEAM SUPPORT FOUNDATION | 630 RIGID OVERHEAD SIGN SUPPORT FOUNDATION | 630 REMOVAL OF GROUND MOUNTED SIGN AND DISPOSAL | 630 REMOVAL OF GROUND MOUNTED MAJOR SIGN AND DISPOSAL | 630 REMOVAL OF GROUND MOUNTED BEAM SUPPORT AND DISPOSAL | 630 REMOVAL OF OVERHEAD MOUNTED SIGN AND DISPOSAL | 630 SIGNING, MISC: GROUND MOUNTED SUPPORT | 630 SIGNING, MISC: CHECK TORQUE | 631 REMOVAL OF LUMINAIRE AND DISPOSAL | 631 REMOVAL OF BALLAST AND DISPOSAL | 631 REMOVAL OF SIGN SERVICE AND DISPOSAL, AS PER PLAN |
|---|---|---|---|---|---|---|---|---|---|---|---|---|---|---|---|---|---|---|---|---|---|---|---|---|---|---|---|---|
| | | | | | | | FT. | FT. | FT. | FT. | FT. | EACH | EACH | EACH | SQ. FT. | SQ. FT. | SQ. FT. | EACH | EACH | EACH | EACH | EACH | EACH | EACH | EACH | EACH | EACH | EACH |
| 95 | CONTINUED | | | | | | | | | | | | | | | | | | | | | | | | | | | |
| | S-A450 | US 36 | 19.26 | L | D1-H4a | 6X1 | | | | | | | | | 6 | | | | | 1 | | | | | | | | |
| | S-A451 | US 36 | 19.26 | L | D1-H4a | 6X1 | | | | | | | | | 6 | | | | | 1 | | | | | | | | |
| | S-A452 | US 36 | 19.26 | L | D7-H4a | 6X1 | | | | | | | | | 6 | | | | | 1 | | | | | | | | |
| | S-A453 | SR 16 | 9.82 | R | D6-H5 | 3.5X2 | | | | | | | | | | 7 | | | | 1 | | | | | | | | |
| | S-A454 | SR 16 | 9.97 | R | D7-H4a | 6X1 | | | | | | | | | 6 | | | | | 1 | | | | | | | | |
| | S-A455 | SR 16 | 9.97 | R | D1-H4a | 6X1 | | | | | | | | | 6 | | | | | 1 | | | | | | | | |
| | S-A456 | SR 16 | 9.97 | R | D1-H4a | 6X1 | | | | | | | | | 6 | | | | | 1 | | | | | | | | |
| | S-A457 | SR 16 | 9.97 | R | M6-6L | 2X1.5 | | | | | | | | | 3 | | | | | 1 | | | | | | | | |
| | S-A458 | SR 16 | 9.97 | R | M1-4-2 | 2.5X2.5 | | | | | | | | | 6.25 | | | | | 1 | | | | | | | | |
| | S-A459 | SR 16 | 9.97 | R | M6-3 | 2X1.5 | | | | | | 1 | | | 3 | | | | | 1 | | | | | | | | |
| | S-A460 | SR 16 | 9.97 | R | M1-2 | 2.5X2.5 | | | | | | 1 | | | 6.25 | | | | | 1 | | | | | | | | |
| | S-A461 | SR 16 | 9.97 | R | M4-5 | 2.5X1.25 | | | | | | 1 | | | 3.13 | | | | | 1 | | | | | | | | |
| | S-A462 | SR 16 | 9.91 | R | E1-1 | 12X8 | | | | | | | | | | | 96 | | | | | | 1 | | | | | |
| | S-A463 | SR 16 | 9.91 | R | E1-1 | 21X8 | | | | | | | | | | | 168 | | | | | | 1 | | | | | |
| | S-A464 | US 36 | 19.33 | L | M2-H2 | 9X8 | | | | | | | | | | 72 | | | | 1 | | | | | | | | |
| | S-A465 | US 36 | 19.09 | R | M2-H4 | 9X2.5 | | | | | | | | | | 22.5 | | | | 1 | | | | | | | | |
| | S-A466 | US 36 | 19.09 | R | M6-1 | 2X1.5 | | | | | | 1 | | | 3 | | | | | 1 | | | | | | | | |
| | S-A467 | US 36 | 19.09 | R | M1-5 | 2.5X2.5 | | | | | | 1 | | | 6.25 | | | | | 1 | | | | | | | | |
| | S-A468 | US 36 | 19.09 | R | M3-4 | 2.5X1.5 | | | | | | 1 | | | 3.75 | | | | | 1 | | | | | | | | |
| | S-A469 | US 36 | 19.09 | R | M6-1 | 2X1.5 | | | | | | 1 | | | 3 | | | | | 1 | | | | | | | | |
| | S-A470 | US 36 | 19.09 | R | D7-H4a | 6X1 | | | | | | | | | 6 | | | | | 1 | | | | | | | | |
| | S-A471 | US 36 | 19.09 | R | D7-H4a | 6X1 | | | | | | | | | 6 | | | | | 1 | | | | | | | | |
| | S-A472 | US 36 | 19.09 | R | M1-1-2 | 2X2 | | | | | | 1 | | | 4 | | | | | 1 | | | | | | | | |
| | S-A473 | US 36 | 19.09 | R | M6-1 | 2X1.5 | | | | | | 1 | | | 3 | | | | | 1 | | | | | | | | |
| | S-A474 | US 36 | 19.46 | R | E1-1 | 15X5 | | | | | | | | | | 75 | | | | | 1 | | | | | | | |
| | | | | | | | | | | | | | | | | | | | | | | | | | | | | |
| 96 | S-A475 | US 36 | 19.65 | L | M1-5 | 2.5X2.5 | | | | | | 1 | | | 6.25 | | | | | 1 | | | | | | | | |
| | S-A476 | US 36 | 19.65 | L | M6-6R | 2X1.5 | | | | | | 1 | | | 3 | | | | | 1 | | | | | | | | |
| | S-A477 | US 36 | 19.65 | L | D1-H4 | 15X3 | | | | | | | | | | 45 | | | | | 1 | | | | | | | |
| | S-A478 | US 36 | 19.65 | L | D1-H4a | 15X3 | | | | | | | | | | 45 | | | | | 1 | | | | | | | |
| | S-A479 | US 36 | 19.77 | L | R5-1A | 3X2 | | | | | | 1 | | | 6 | | | | | 1 | | | | | | | | |
| | S-A480 | US 36 | 19.77 | L | D3-H3 | 16X3 | | | | | | | | | | 48 | | | | | 1 | | | | | | | |
| | S-A481 | US 36 | 19.77 | L | R3-H8CA | 4X2.5 | | | | | | 1 | | | 10 | | | | | 1 | | | | | | | | |
| | S-A482 | US 36 | 19.95 | L | M2-H2 | 9X9 | | | | | | | | | | 81 | | | | | 1 | | | | | | | |
| | S-A483 | US 36 | 19.85 | R | E7-H1 | 15X5.5 | | | | | | | | | | 82.5 | | | | | 1 | | | | | | | |
| | S-A484 | US 36 | 20.06 | L | E1-1 | 16X5 | | | | | | | | | | 80 | | | | | 1 | | | | | | | |
| | S-A485 | US 36 | 20.21 | R | E1-1 | 12X5 | | | | | | | | | | 60 | | | | | 1 | | | | | | | |
| | | | | | | | | | | | | | | | | | | | | | | | | | | | | |
| 97 | S-B485 | US 36 | 21.00 | R | M2-H2 | 9X9 | | | | | | | | | | 81 | | | | | 1 | | | | | | | |
| | S-A486 | US 36 | 21.25 | R | D7-H5 | 17X2.5 | | | | | | | | | | 42.5 | | | | | 1 | | | | | | | |
| | S-A487 | US 36 | 21.25 | R | D7-H5a | 17X3 | | | | | | | | | | 51 | | | | | 1 | | | | | | | |
| | S-A488 | US 36 | 21.25 | R | M6-1 | 2X1.5 | | | | | | 1 | | | 3 | | | | | 1 | | | | | | | | |
| | S-A489 | US 36 | 21.25 | R | M1-5 | 3.13X2.5 | | | | | | 1 | | | 7.83 | | | | | 1 | | | | | | | | |
| | | | | | | | | | | | | | | | | | | | | | | | | | | | | |
| 98 | S-B489 | US 36 | 21.60 | L | M1-5 | 3.13X2.5 | | | | | | 1 | | | 7.83 | | | | | 1 | | | | | | | | |
| | S-A490 | US 36 | 21.60 | L | M5-1R | 2X1.5 | | | | | | 1 | | | 3 | | | | | 1 | | | | | | | | |
| | S-A491 | US 36 | 21.60 | L | D1-H5a | 17X2.5 | | | | | | | | | | 42.5 | | | | | 1 | | | | | | | |
| | S-A492 | US 36 | 21.60 | L | D1-H5a | 17X3 | | | | | | | | | | 51 | | | | | 1 | | | | | | | |
| | S-A493 | US 36 | 21.57 | R | D3-H3 | 14X2.5 | | | | | | | | | | 35 | | | | 1 | | | | | | | | |
| | S-A494 | US 36 | 21.57 | R | R3-H8CA | 4X2.5 | | | | | | 1 | | | 10 | | | | | 1 | | | | | | | | |
| | S-A495 | US 36 | 21.57 | R | R5-1A | 3X2 | | | | | | 1 | | | 6 | | | | | 1 | | | | | | | | |
| | S-A496 | US 36 | 21.77 | L | M1-5 | 3.13X2.5 | | | | | | 1 | | | 7.83 | | | | | 1 | | | | | | | | |
| | S-A497 | US 36 | 21.77 | L | M6-3 | 2X1.25 | | | | | | 1 | | | 2.5 | | | | | 1 | | | | | | | | |
| | TOTALS CARRIED TO SUBSUMMARY | | | | | | | | | | | 21 | | | 165.87 | 921 | 264 | | | 35 | 13 | | 2 | | | | | |

CALCULATED SKW
CHECKED BFB

# SIGNING QUANTITIES

D05-SIGN-FY2005



12/04/07
8SUBSUMI7.dgn

| SHEET NO. | REFERENCE NO. | LOCATION | SLM | SIDE | CODE | SIZE (FEET) | 630 GROUND MOUNTED SUPPORT W8X18 BEAM FT. | W10X12 BEAM FT. | W10X22 BEAM FT. | W12X30 BEAM FT. | NO. 3 POST AS PER PLAN FT. | 630 SIGN, BACKING ASSEMBLY EACH | 630 BREAKAWAY BEAM CONNECTION EACH | 630 SIGN ATTACHMENT ASSEMBLY EACH | 630 SIGN, FLAT SHEET SQ. FT. | 630 SIGN, GROUND MOUNTED EXTRUSHEET SQ. FT. | 630 SIGN, OVERHEAD EXTRUSHEET SQ. FT. | 630 GROUND MOUNTED BEAM SUPPORT FOUNDATION EACH | 630 RIGID OVERHEAD SIGN SUPPORT FOUNDATION EACH | 630 REMOVAL OF GROUND MOUNTED SIGN AND DISPOSAL EACH | 630 REMOVAL OF GROUND MOUNTED MAJOR SIGN AND DISPOSAL EACH | 630 REMOVAL OF GROUND MOUNTED BEAM SUPPORT AND DISPOSAL EACH | 630 REMOVAL OF OVERHEAD MOUNTED SIGN AND DISPOSAL EACH | 630 SIGNING, MISC: GROUND MOUNTED SUPPORT EACH | 630 SIGNING, MISC: CHECK TORQUE EACH | 631 REMOVAL OF LUMINAIRE AND DISPOSAL EACH | 631 REMOVAL OF BALLAST AND DISPOSAL EACH | 631 REMOVAL OF SIGN SERVICE AND DISPOSAL, AS PER PLAN EACH |
|---|---|---|---|---|---|---|---|---|---|---|---|---|---|---|---|---|---|---|---|---|---|---|---|---|---|---|---|---|---|
| 98 | CONTINUED | | | | | | | | | | | | | | | | | | | | | | | | | | | | |
| | S-A498 | US 36 | 21.77 | L | D3-H3 | 14X2.5 | | | | | | | | | | 35 | | | | 1 | | | | | | | | | |
| | S-A499 | US 36 | 21.77 | L | R3-H8CA | 4X2.5 | | | | | | 2 | | | 10 | | | | | 1 | | | | | | | | | |
| | S-A500 | US 36 | 22.02 | L | M2-H2 | 9X9 | | | | | | | | | | 81 | | | | | 1 | | | | | | | | |
| | S-A501 | US 36 | 22.11 | R | E1-1 | 15X5 | | | | | | | | | | 75 | | | | | 1 | | | | | | | | |
| 99 | S-A502 | US 36 | 22.61 | L | D7-H4 | 8X2 | | | | | | | | | | 16 | | | | 1 | | | | | | | | | |
| | S-A503 | US 36 | 22.70 | L | R5-1A | 3X2 | | | | | | 1 | | | 6 | | | | | 1 | | | | | | | | | |
| | S-A504 | US 36 | 22.70 | L | D3-H3 | 16X3 | | | | | | | | | | 48 | | | | | 1 | | | | | | | | |
| | S-A505 | US 36 | 22.70 | L | R3-H8CA | 4X2.5 | | | | | | 2 | | | 10 | | | | | 1 | | | | | | | | | |
| | S-A506 | US 36 | 22.51 | R | D3-H3 | 16X3 | | | | | | | | | | 48 | | | | | 1 | | | | | | | | |
| | S-A507 | US 36 | 23.13 | L | E1-1 | 15X5 | | | | | | | | | | 75 | | | | | 1 | | | | | | | | |
| | S-A508 | US 36 | 23.08 | R | E1-1 | 15X5 | | | | | | | | | | 75 | | | | | 1 | | | | | | | | |
| | S-A509 | US 36 | 23.49 | R | R3-H8CA | 4X2.5 | | | | | | 2 | | | 10 | | | | | 1 | | | | | | | | | |
| | S-A510 | US 36 | 23.49 | R | D7-H4 | 8X2 | | | | | | | | | 16 | | | | | 1 | | | | | | | | | |
| | S-A511 | US 36 | 23.49 | R | R5-1A | 3X2 | | | | | | 1 | | | 6 | | | | | 1 | | | | | | | | | |
| | S-A512 | US 36 | 23.49 | R | R5-1A | 3X2 | | | | | | 1 | | | 6 | | | | | 1 | | | | | | | | | |
| 100 | S-A513 | US 36 | 23.67 | L | R5-1A | 3X2 | | | | | | 1 | | | 6 | | | | | 1 | | | | | | | | | |
| | S-A514 | US 36 | 23.67 | L | D1-H5 | 15X2.5 | | | | | | | | | | 37.5 | | | | 1 | | | | | | | | | |
| | S-A515 | US 36 | 23.67 | L | R3-H8CA | 4.5X2.5 | | | | | | 2 | | | 11.25 | | | | | 1 | | | | | | | | | |
| | S-A516 | US 36 | 23.83 | L | E1-1 | 15X6 | | | | | | | | | | 80 | | | | | 1 | | | | | | | | |
| | S-A517 | US 36 | 24.36 | L | R5-1A | 3X2 | | | | | | 1 | | | 6 | | | | | 1 | | | | | | | | | |
| | S-A518 | US 36 | 24.36 | L | D3-H3 | 11X3 | | | | | | | | | | 33 | | | | 1 | | | | | | | | | |
| | S-A519 | US 36 | 24.36 | L | R3-H8CA | 4X2.5 | | | | | | 2 | | | 10 | | | | | 1 | | | | | | | | | |
| | S-A520 | US 36 | 24.08 | R | E1-1 | 13X5 | | | | | | | | | | 65 | | | | | 1 | | | | | | | | |
| | S-A521 | US 36 | 24.31 | R | D1-H5 | 15X2.5 | | | | | | | | | | 37.5 | | | | 1 | | | | | | | | | |
| | S-A522 | US 36 | 24.22 | R | R3-H8CA | 4X2.5 | | | | | | 2 | | | 10 | | | | | 1 | | | | | | | | | |
| | S-A523 | US 36 | 24.22 | R | D3-H3 | 11X3 | | | | | | | | | | 33 | | | | 1 | | | | | | | | | |
| | S-A524 | US 36 | 24.22 | R | R5-1A | 3X2 | | | | | | 1 | | | 6 | | | | | 1 | | | | | | | | | |
| 101 | S-A525 | US 36 | 24.79 | L | E1-1 | 13X5 | | | | | | | | | | 65 | | | | 1 | 1 | | | | | | | | |
| | S-B525 | US 36 | 25.28 | L | R5-1A | 3X2 | | | | | | 1 | | | 6 | | | | | 1 | | | | | | | | | |
| | S-A526 | US 36 | 25.28 | L | R3-H8CA | 4X2.5 | | | | | | 2 | | | 10 | | | | | 1 | | | | | | | | | |
| | S-A527 | US 36 | 25.28 | L | D3-H3 | 11X3 | | | | | | | | | | 33 | | | | 1 | | | | | | | | | |
| | S-B527 | US 36 | 25.46 | L | E1-1 | 12X5 | | | | | | | | | | 60 | | | | | 1 | | | | | | | | |
| 102 | S-A528 | US 36 | 25.61 | L | D3-H3 | 11X3 | | | | | | | | | | 33 | | | | 1 | | | | | | | | | |
| | S-A529 | US 36 | 25.98 | L | E1-1 | 13X5 | | | | | | | | | | 65 | | | | | 1 | | | | | | | | |
| | S-A530 | US 36 | 25.93 | R | M2-H2 | 9X8 | | | | | | | | | | 72 | | | | | 1 | | | | | | | | |
| | S-A531 | US 36 | 26.16 | R | D1-H6A | 11X4 | | | | | | | | | | 44 | | | | | 1 | | | | | | | | |
| | S-A532 | US 36 | 26.16 | R | M6-4 | 2X1.5 | | | | | | 1 | | | 3 | | | | | 1 | | | | | | | | | |
| | S-A533 | US 36 | 26.16 | R | M1-5 | 2.5X2.5 | | | | | | 1 | | | 6.25 | | | | | 1 | | | | | | | | | |
| 103 | S-A534 | US 36 | 26.66 | L | M1-5 | 2.5X2.5 | | | | | | 1 | | | 6.25 | | | | | 1 | | | | | | | | | |
| | S-A535 | US 36 | 26.66 | L | M6-4 | 2X1.5 | | | | | | 1 | | | 3 | | | | | 1 | | | | | | | | | |
| | S-A536 | US 36 | 26.66 | L | D1-H6A | 11X4 | | | | | | | | | | 44 | | | | | 1 | | | | | | | | |
| | S-A537 | US 36 | 26.91 | L | M2-H2 | 9X8 | | | | | | | | | | 72 | | | | | 1 | | | | | | | | |
| | S-A538 | US 36 | 26.61 | R | D2-H2 | 8X5 | | | | | | | | | | 40 | | | | | 1 | | | | | | | | |
| | S-A539 | US 36 | 26.67 | R | E1-1 | 12X5 | | | | | | | | | | 60 | | | | | 1 | | | | | | | | |
| | S-A540 | US 36 | 27.24 | L | D3-H3 | 11X3 | | | | | | | | | | 33 | | | | 1 | | | | | | | | | |
| | S-A541 | US 36 | 27.05 | R | R3-H8CA | 4X2.5 | | | | | | 2 | | | 10 | | | | | 1 | | | | | | | | | |
| | S-A542 | US 36 | 27.05 | R | D3-H3 | 11X3 | | | | | | | | | | 33 | | | | 1 | | | | | | | | | |
| | S-A543 | US 36 | 27.13 | R | D1-H5 | 15X2.5 | | | | | | | | | | 37.5 | | | | 1 | | | | | | | | | |
| | TOTALS CARRIED TO SUBSUMMARY | | | | | | | | | | | 27 | | | 157.75 | 1430.5 | | | | 32 | 17 | | | | | | | | |

CALCULATED SKW
CHECKED BFB

# SIGNING QUANTITIES

D05-SIGN-FY2005



12/04/07
8SUBSUMR.dgn

| SHEET NO. | REFERENCE NO. | LOCATION | SLM | SIDE | CODE R5-1A D7-H4 | SIZE (FEET) | 630 GROUND MOUNTED SUPPORT W8X18 BEAM | 630 GROUND MOUNTED SUPPORT W10X12 BEAM | 630 GROUND MOUNTED SUPPORT W10X22 BEAM | 630 GROUND MOUNTED SUPPORT W12X30 BEAM | 630 GROUND MOUNTED SUPPORT NO. 3 POST AS PER PLAN | 630 SIGN, BACKING ASSEMBLY | 630 BREAKAWAY BEAM CONNECTION | 630 SIGN ATTACHMENT ASSEMBLY | 630 SIGN, FLAT SHEET | 630 SIGN, GROUND MOUNTED EXTRUSHEET | 630 SIGN, OVERHEAD EXTRUSHEET | 630 GROUND MOUNTED BEAM SUPPORT FOUNDATION | 630 RIGID OVERHEAD SIGN SUPPORT FOUNDATION | 630 REMOVAL OF GROUND MOUNTED SIGN AND DISPOSAL | 630 REMOVAL OF GROUND MOUNTED MAJOR SIGN AND DISPOSAL | 630 REMOVAL OF GROUND MOUNTED BEAM SUPPORT AND DISPOSAL | 630 REMOVAL OF OVERHEAD MOUNTED SIGN AND DISPOSAL | 630 SIGNING, MISC: GROUND MOUNTED SUPPORT | 630 SIGNING, MISC: CHECK TORQUE | 631 REMOVAL OF LUMINAIRE AND DISPOSAL | 631 REMOVAL OF BALLAST AND DISPOSAL | 631 REMOVAL OF SIGN SERVICE AND DISPOSAL, AS PER PLAN |
|---|---|---|---|---|---|---|---|---|---|---|---|---|---|---|---|---|---|---|---|---|---|---|---|---|---|---|---|---|---|
| | | | | | | | FT. | FT. | FT. | FT. | FT. | EACH | EACH | EACH | SQ. FT. | SQ. FT. | SQ. FT. | EACH | EACH | EACH | EACH | EACH | EACH | EACH | EACH | EACH | EACH | EACH |
| 104 | S-B543 | US 36 | 27.64 | L | E1-1 | 12X5 | | | | | | | | | | 60 | | | | | 1 | | | | | | | | |
| | S-A544 | US 36 | 27.89 | R | E1-1 | 15X5 | | | | | | | | | | 75 | | | | | 1 | | | | | | | | |
| | S-A545 | US 36 | 28.47 | L | D3-H3 | 11X3 | | | | | | | | | | 33 | | | | 1 | | | | | | | | | |
| | S-A546 | US 36 | 28.28 | R | R3-H8CA | 4X2.5 | | | | | | 2 | | | 10 | | | | | 1 | | | | | | | | | |
| | S-A547 | US 36 | 28.28 | R | D3-H3 | 11X3 | | | | | | | | | | 33 | | | | 1 | | | | | | | | | |
| | S-A548 | US 36 | 28.28 | R | R5-1A | 3X2 | | | | | | 1 | | | 6 | | | | | 1 | | | | | | | | | |
| | S-A549 | US 36 | 28.36 | R | D1-H5 | 15X2.5 | | | | | | | | | | 37.5 | | | | 1 | | | | | | | | | |
| | S-A550 | US 36 | 28.41 | R | E1-1 | 13X7 | | | | | | | | | | 91 | | | | | 1 | | | | | | | | |
| 105 | S-A551 | US 36 | 28.83 | L | E1-1 | 12X5 | | | | | | | | | | 60 | | | | | 1 | | | | | | | | |
| | S-A552 | US 36 | 28.63 | R | M2-H2 | 9X9 | | | | | | | | | | 81 | | | | | 1 | | | | | | | | |
| | S-A553 | US 36 | 28.76 | R | R3-H8CA | 7X2.5 | | | | | | 2 | | | 17.5 | | | | | 1 | | | | | | | | | |
| | S-A554 | US 36 | 28.76 | R | D1-H5A | 15X3 | | | | | | | | | | 65 | | | | | 1 | | | | | | | | |
| | S-A555 | US 36 | 28.76 | R | R5-1A | 3X2 | | | | | | 1 | | | 6 | | | | | 1 | | | | | | | | | |
| | S-A556 | US 36 | 29.42 | L | E1-1 | 12X7 | | | | | | | | | | 84 | | | | | 1 | | | | | | | | |
| | S-A557 | US 36 | 29.00 | L | D1-H5A | 15X3 | | | | | | | | | | 65 | | | | | 1 | | | | | | | | |
| | S-A558 | US 36 | 29.00 | L | R3-H8CA | 7X2.5 | | | | | | 2 | | | 17.5 | | | | | 1 | | | | | | | | | |
| 106 | S-A559 | US 36 | 29.63 | R | M2-H2 | 9X9 | | | | | | | | | | 81 | | | | | 1 | | | | | | | | |
| | S-A560 | US 36 | 29.89 | R | D1-H5A | 15X3 | | | | | | | | | | 65 | | | | | 1 | | | | | | | | |
| | S-A561 | US 36 | 29.89 | R | M6-4 | 2X1.5 | | | | | | 1 | | | 3 | | | | | 1 | | | | | | | | | |
| | S-A562 | US 36 | 29.89 | R | M1-5 | 3.13X3.13 | | | | | | 1 | | | 9.80 | | | | | 1 | | | | | | | | | |
| | S-A563 | US 36 | 30.36 | L | M1-5 | 3.13X3.13 | | | | | | 1 | | | 9.80 | | | | | 1 | | | | | | | | | |
| | S-A564 | US 36 | 30.36 | L | M6-4 | 2X1.5 | | | | | | 1 | | | 3 | | | | | 1 | | | | | | | | | |
| | S-A565 | US 36 | 30.36 | L | D1-H5A | 15X3 | | | | | | | | | | 45 | | | | | 1 | | | | | | | | |
| | S-A566 | US 36 | 30.27 | R | D1-H7 | 15X9 | | | | | | | | | | 135 | | | | | 1 | | | | | | | | |
| | S-A567 | US 36 | 30.36 | R | E1-1 | 13X5 | | | | | | | | | | 65 | | | | | 1 | | | | | | | | |
| 107 | S-A568 | US 36 | 30.60 | L | M2-H2 | 9X9 | | | | | | | | | | 81 | | | | 1 | 1 | | | | | | | | |
| | S-A569 | US 36 | 31.00 | L | D3-H3 | 11X3 | | | | | | | | | | 33 | | | | 1 | | | | | | | | | |
| | S-A570 | US 36 | 30.76 | R | R3-H8CA | 4X2.5 | | | | | | 2 | | | 10 | | | | | 1 | | | | | | | | | |
| | S-A571 | US 36 | 30.76 | R | D3-H3 | 11X3 | | | | | | | | | | 33 | | | | 1 | | | | | | | | | |
| | S-A572 | US 36 | 30.76 | R | R5-1A | 3X2 | | | | | | 1 | | | 6 | | | | | 1 | | | | | | | | | |
| | S-A573 | US 36 | 30.87 | R | D1-H5 | 15X2.5 | | | | | | | | | | 37.5 | | | | 1 | | | | | | | | | |
| | S-A574 | US 36 | 31.26 | L | E1-1 | 13X5 | | | | | | | | | | 65 | | | | | 1 | | | | | | | | |
| 108 | S-A575 | US 36 | 31.98 | R | E1-1 | 13X7 | | | | | | | | | | 91 | | | | | 1 | | | | | | | | |
| | S-A576 | US 36 | 32.41 | R | R3-H8CA | 7X2.5 | | | | | | | | | 17.5 | | | | | 1 | | | | | | | | | |
| | S-A577 | US 36 | 32.41 | R | D1-H5A | 15X3 | | | | | | | | | | 65 | | | | | 1 | | | | | | | | |
| | S-A578 | US 36 | 32.41 | R | R5-1A | 3X2 | | | | | | 1 | | | 6 | | | | | 1 | | | | | | | | | |
| 109 | S-A579 | US 36 | 32.59 | L | D1-H6 | 8X6 | | | | | | | | | | 48 | | | | | 1 | | | | | | | | |
| | S-A580 | US 36 | 32.59 | L | R3-H8CA | 7X2.5 | | | | | | 2 | | | 17.5 | | | | | 1 | | | | | | | | | |
| | S-A581 | US 36 | 32.99 | L | E1-1 | 13X7 | | | | | | | | | | 91 | | | | | 1 | | | | | | | | |
| | S-A582 | US 36 | 33.59 | L | 1-H2F | 2.5X1.67 | | | | | | 1 | | | 4.18 | | | | | 1 | | | | | | | | | |
| | S-A583 | US 36 | 33.59 | L | D10-1 | 1X3 | | | | | | 1 | | | 3 | | | | | 1 | | | | | | | | | |
| | S-A584 | US 36 | 33.59 | R | D10-1 | 1X3 | | | | | | 1 | | | 3 | | | | | 1 | | | | | | | | | |
| | S-A585 | US 36 | 33.59 | R | 1-H2F | 2.5X1.67 | | | | | | 1 | | | 4.18 | | | | | 1 | | | | | | | | | |
| | S-A586 | US 36 | 33.47 | L | D6-H5 | 3.5X2 | | | | | | 1 | | | 7 | | | | | 1 | | | | | | | | | |
| 110 | S-A587 | US 40 | 0.49 | R | M2-H6 | 9X7 | | | | | | | | 2 | | | 63 | | | | | | 1 | | | | | | |
| TOTALS CARRIED TO SUBSUMMARY | | | | | | | | | | | | 23 | | 2 | 160.96 | 1620 | 63 | | | 26 | 19 | | 1 | | | | | | |

CALCULATED SKW
CHECKED BFB

# SIGNING QUANTITIES

D05-SIGN-FY2005



12/04/07
8SUBSUMI8.dgn

| SHEET NO. | REFERENCE NO. | LOCATION | SLM | SIDE | CODE R5-1A D7-H4 | SIZE (FEET) | 630 GROUND MOUNTED SUPPORT W8X18 BEAM FT. | 630 GROUND MOUNTED SUPPORT W10X12 BEAM FT. | 630 GROUND MOUNTED SUPPORT W10X22 BEAM FT. | 630 GROUND MOUNTED SUPPORT W12X30 BEAM FT. | 630 GROUND MOUNTED SUPPORT NO. 3 POST AS PER PLAN FT. | 630 SIGN, BACKING ASSEMBLY EACH | 630 BREAKAWAY BEAM CONNECTION EACH | 630 SIGN ATTACHMENT ASSEMBLY EACH | 630 SIGN, FLAT SHEET SQ. FT. | 630 SIGN, GROUND MOUNTED EXTRUSHEET SQ. FT. | 630 SIGN, OVERHEAD EXTRUSHEET SQ. FT. | 630 GROUND MOUNTED BEAM SUPPORT FOUNDATION EACH | 630 RIGID OVERHEAD SIGN SUPPORT FOUNDATION EACH | 630 REMOVAL OF GROUND MOUNTED SIGN AND DISPOSAL EACH | 630 REMOVAL OF GROUND MOUNTED MAJOR SIGN AND DISPOSAL EACH | 630 REMOVAL OF GROUND MOUNTED BEAM SUPPORT AND DISPOSAL EACH | 630 REMOVAL OF OVERHEAD MOUNTED SIGN AND DISPOSAL EACH | 630 SIGNING, MISC: GROUND MOUNTED SUPPORT EACH | 630 SIGNING, MISC: CHECK TORQUE EACH | 631 REMOVAL OF LUMINAIRE AND DISPOSAL EACH | 631 REMOVAL OF BALLAST AND DISPOSAL EACH | 631 REMOVAL OF SIGN SERVICE AND DISPOSAL, AS PER PLAN EACH |
|---|---|---|---|---|---|---|---|---|---|---|---|---|---|---|---|---|---|---|---|---|---|---|---|---|---|---|---|---|
| 112 | S-A588 | SR 79 | 12.41 | R | E5-H2 | 4X7 | | | | | | | | | | 28 | | | | 1 | | | | 1 | | | | |
| | S-A589 | SR 79 | 12.50 | L | I-H2A | 3.33X1.67 | | | | | | | | | 5.56 | | | | | 1 | | | | | | | | |
| | S-A590 | RAMP | | | D3-H3 | 10X3 | | | | | | | | | | 30 | | | | 1 | | | | | | | | |
| | S-A591 | SR 79 | 12.93 | L | E5-H2 | 4X7 | | | | | | | | | | 28 | | | | 1 | | | | 1 | | | | |
| | S-A592 | SR 79 | 12.50 | R | I-H2A | 3.33X1.67 | | | | | | | | | 5.56 | | | | | 1 | | | | | | | | |
| | S-A593 | SR 79 | 12.35 | R | E1-1 | 13X7 | | | | | | | | 2 | | | 91 | | | | | | 1 | | | | | |
| | S-A594 | SR 79 | 12.35 | R | E1-2 | 14X5 | | | | | | | | 2 | | | 70 | | | | | | 1 | | | | | |
| | S-A595 | SR 79 | 12.35 | R | D3-H3 | 13X3 | | | | | | | | 2 | | | 39 | | | | | | 1 | | | | | |
| | S-A596 | RAMP | | | E1-2 | 13X5 | | | | | | | | | | 65 | | | | | 1 | | | | | | | |
| | S-A597 | SR 79 | 12.70 | R | E1-1 | 12X11 | | | | | | | | 2 | | | 132 | | | | | | 1 | | | | | |
| | S-A598 | SR 79 | 12.70 | R | E1-2 | 13X5 | | | | | | | | 2 | | | 65 | | | | | | 1 | | | | | |
| | S-A599 | GRANT ST | | | E1-3 | 8X5 | | | | | | | | 2 | | | 40 | | | | | | 1 | | | | | |
| | S-A600 | GRANT ST | | | E1-3 | 8X5 | | | | | | | | 2 | | | 40 | | | | | | 1 | | | | | |
| | | | | | | | | | | | | | | | | | | | | | | | | | | | | |
| 113 | S-A601 | SR 79 | 12.95 | L | E1-2 | 17X5 | | | | | | | | 2 | | | 85 | | | | | | 1 | | | | | |
| | S-A602 | SR 79 | 12.95 | L | E1-1 | 14X7 | | | | | | | | 2 | | | 98 | | | | | | 1 | | | | | |
| | S-A603 | SR 79 | 13.05 | L | E1-1 | 16X6 | | | | | | | | 2 | | | 96 | | | | | | 1 | | | | | |
| | S-A604 | HUDSON AVE | | | M2-H3A | 4X5 | | | | | | | | | | 20 | | | | 1 | | | | | | | | |
| | S-A605 | HUDSON AVE | | | E1-3 | 8X5 | | | | | | | | 2 | | | 40 | | | | | | 1 | | | | | |
| | S-A606 | HUDSON AVE | | | E1-3 | 8X5 | | | | | | | | 2 | | | 40 | | | | | | 1 | | | | | |
| | S-A607 | RAMP | | | D3-H3 | 9X3 | | | | | | | | | | 27 | | | | 1 | | | | | | | | |
| | S-A608 | SR 79 | 13.43 | L | E5-H2 | 4X7 | | | | | | | | | | 28 | | | | 1 | | | | 1 | | | | |
| | S-A609 | SR 79 | 13.45 | L | E1-2 | 15X5 | | | | | | | | 2 | | | 75 | | | | | | 1 | | | | | |
| | S-A610 | SR 79 | 13.45 | L | E1-1 | 13X7 | | | | | | | | 2 | | | 91 | | | | | | 1 | | | | | |
| | S-A611 | RAMP FROM SR16 | | | E1-1 | 15X6 | | | | | | | | 2 | | | 90 | | | | | | 1 | | | | | |
| | S-A612 | SR 79 | 12.98 | R | E1-1 | 15X6 | | | | | | | | 2 | | | 90 | | | | | | 1 | | | | | |
| | S-A613 | SR 79 | 13.60 | R | E1-1 | 12X9 | | | | | | | | 2 | | | 108 | | | | | | 1 | | | | | |
| | S-A614 | SR 79 | 13.60 | R | E1-1 | 17X11 | | | | | | | | 2 | | | 187 | | | | | | 1 | | | | | |
| | S-A615 | SR 79 | 13.60 | R | E1-5 | 13X7 | | | | | | | | 2 | | | 91 | | | | | | 1 | | | | | |
| | S-A616 | SR 79 | 13.70 | R | E5-H2 | 4X7 | | | | | | | | | | 28 | | | | 1 | | | | 1 | | | | |
| | S-A617 | RAMP | | | D3-H3 | 9X3 | | | | | | | | | | 27 | | | | 1 | | | | | | | | |
| | S-A618 | HUDSON AVE | | | E1-3 | 8X5 | | | | | | | | 2 | | | 40 | | | | | | 1 | | | | | |
| | S-A619 | HUDSON AVE | | | E1-3 | 8X5 | | | | | | | | 2 | | | 40 | | | | | | 1 | | | | | |
| | S-A620 | HUDSON AVE | | | M2-H3A | 4X5 | | | | | | | | | | 20 | | | | 1 | | | | | | | | |
| | S-A621 | RAMP TO SR16 | | | E1-1 | 12X9 | | | | | | | | 2 | | | 108 | | | | | | 1 | | | | | |
| | S-A622 | RAMP TO SR16 | | | E1-1 | 17X11 | | | | | | | | 2 | | | 187 | | | | | | 1 | | | | | |
| | S-A623 | RAMP TO SR16 | | | E1-1 | 12X9 | | | | | | | | 2 | | | 108 | | | | | | 1 | | | | | |
| | S-A624 | RAMP TO SR16 | | | E1-1 | 17X11 | | | | | | | | 2 | | | 187 | | | | | | 1 | | | | | |
| | TOTALS CARRIED TO SUBSUMMARY | | | | | | | | | | | | | 50 | 11.12 | 301 | 2238 | | | 11 | 1 | | 25 | 4 | | | | |

CALCULATED SKW
CHECKED BFB

# SIGNING QUANTITIES

D05-SIGN-FY2005



12/04/07
$SUBSUM20.dgn

| SHEET NO. | REFERENCE NO. | LOCATION | SLM | SIDE | CODE | SIZE (FEET) | 630 GROUND MOUNTED SUPPORT W8X18 BEAM | 630 GROUND MOUNTED SUPPORT W10X12 BEAM | 630 GROUND MOUNTED SUPPORT W10X22 BEAM | 630 GROUND MOUNTED SUPPORT W12X30 BEAM | 630 GROUND MOUNTED SUPPORT NO. 3 POST AS PER PLAN | 630 SIGN, BACKING ASSEMBLY | 630 BREAKAWAY BEAM CONNECTION | 630 SIGN ATTACHMENT ASSEMBLY | 630 SIGN, FLAT SHEET | 630 SIGN, GROUND MOUNTED EXTRUSHEET | 630 SIGN, OVERHEAD EXTRUSHEET | 630 GROUND MOUNTED BEAM SUPPORT FOUNDATION | 630 RIGID OVERHEAD SIGN SUPPORT FOUNDATION | 630 REMOVAL OF GROUND MOUNTED SIGN AND DISPOSAL | 630 REMOVAL OF GROUND MOUNTED MAJOR SIGN AND DISPOSAL | 630 REMOVAL OF GROUND MOUNTED BEAM SUPPORT AND DISPOSAL | 630 REMOVAL OF OVERHEAD MOUNTED SIGN AND DISPOSAL | 630 SIGNING, MISC: GROUND MOUNTED SUPPORT | 630 SIGNING, MISC: CHECK TORQUE | 631 REMOVAL OF LUMINAIRE AND DISPOSAL | 631 REMOVAL OF BALLAST AND DISPOSAL | 631 REMOVAL OF SIGN SERVICE AND DISPOSAL, AS PER PLAN |
|---|---|---|---|---|---|---|---|---|---|---|---|---|---|---|---|---|---|---|---|---|---|---|---|---|---|---|---|---|
| | | | | | | | FT. | FT. | FT. | FT. | FT. | EACH | EACH | EACH | SQ. FT. | SQ. FT. | SQ. FT. | EACH | EACH | EACH | EACH | EACH | EACH | EACH | EACH | EACH | EACH |
| 114 | | | | | | | | 42 | | 186 | 60 | 21 | | 4 | 96 | 2193.5 | 84 | 8 | | 20 | 19 | 12 | 2 | 2 | 3 | 4 | 4 | 2 |
| 115 | | | | | | | | | | | 36 | 23 | | 20 | 88 | 1299.5 | 645 | | | 29 | 13 | 2 | 8 | 2 | 4 | 12 | 12 | 6 |
| 116 | | | | | | | | 38 | | | 60 | 39 | | 27 | 96.38 | 1476.5 | 1279 | 2 | | 18 | 10 | 6 | 17 | 3 | 5 | 18 | 18 | 9 |
| 117 | | | | | | | | | | | 24 | 48 | | 45 | 47 | 892.5 | 2572 | | | 9 | 9 | 2 | 32 | 4 | 3 | 38 | 38 | 19 |
| 118 | | | | | | | | 43 | | | 12 | 33 | | | 49.13 | 1897.5 | | 2 | | 34 | 15 | | | 2 | 4 | | | |
| 119 | | | | | | | | | 52 | 113 | 72 | 21 | | 36 | 142.25 | 2166.5 | | 6 | | 25 | 21 | 14 | | 2 | 5 | | | |
| 120 | | | | | | | | 36 | | | 144 | 13 | | | 256 | 1948.5 | | 2 | | 23 | 22 | 4 | | | 7 | | | |
| 121 | | | | | | | | | | 118 | 120 | 2 | | | 210 | 2148.5 | | 4 | | 23 | 21 | | | | 4 | | | |
| 122 | | | | | | | | | 144 | | 96 | 4 | 3 | | 178.5 | 2492.5 | | 6 | | 16 | 27 | 12 | | 2 | 10 | | | |
| 123 | | | | | | | | | 43 | | 48 | 16 | | 22 | 93.08 | 1527 | 1258 | 2 | | 26 | 14 | 6 | 10 | 3 | 3 | 16 | 16 | 8 |
| 124 | | | | | | | 44 | | 47 | | | 1 | 2 | 36 | 5 | 1689 | 1847 | 4 | | 13 | 19 | 4 | 17 | 3 | 2 | | | |
| 125 | | | | | | | | | | | | 6 | | 36 | 17.25 | 760.5 | 2059.5 | | | 15 | 7 | | 24 | 4 | | | | |
| 126 | | | | | | | | | | | | 2 | | 38 | 6 | 245 | 2568 | | | 6 | 2 | | 19 | 3 | | | | |
| 127 | | | | | | | | | | | 72 | | | 34 | 120 | 821 | 1249 | | | 15 | 8 | 2 | 17 | 3 | | | | |
| 128 | | | | | | | | 37 | | 105 | 120 | 12 | 6 | 6 | 276 | 1860 | | 6 | | 24 | 21 | 6 | | 1 | 1 | | | |
| 129 | | | | | | | | | 44 | | 96 | 10 | 2 | | 214.58 | 1549 | 649 | 2 | | 25 | 13 | 4 | 5 | 3 | 2 | | | |
| 130 | | | | | | | | | | | | 21 | | | 165.87 | 921 | 264 | | | 35 | 13 | | 2 | | | | | |
| 131 | | | | | | | | | | | | 27 | | | 157.75 | 1430.5 | | | | 32 | 17 | | | | | | | |
| 132 | | | | | | | | | | | | 23 | | 2 | 160.96 | 1620 | 63 | | | 26 | 19 | | 1 | | | | | |
| 133 | | | | | | | | | | | | | | 50 | 11.12 | 301 | 2238 | | | 11 | 1 | | 25 | 4 | | | | |
| TOTALS CARRIED TO GENERAL SUMMARY | | | | | | | 44 | 196 | 330 | 522 | 960 | 322 | 13 | 356 | 2390.87 | 29239.5 | 16775.5 | 44 | | 425 | 291 | 74 | 179 | 41 | 53 | 88 | 88 | 44 |

CALCULATED SKW
CHECKED BFB

# SIGNING SUBSUMMARY

D05-SIGN-FY2005



8subsum.dgn 12/05/07

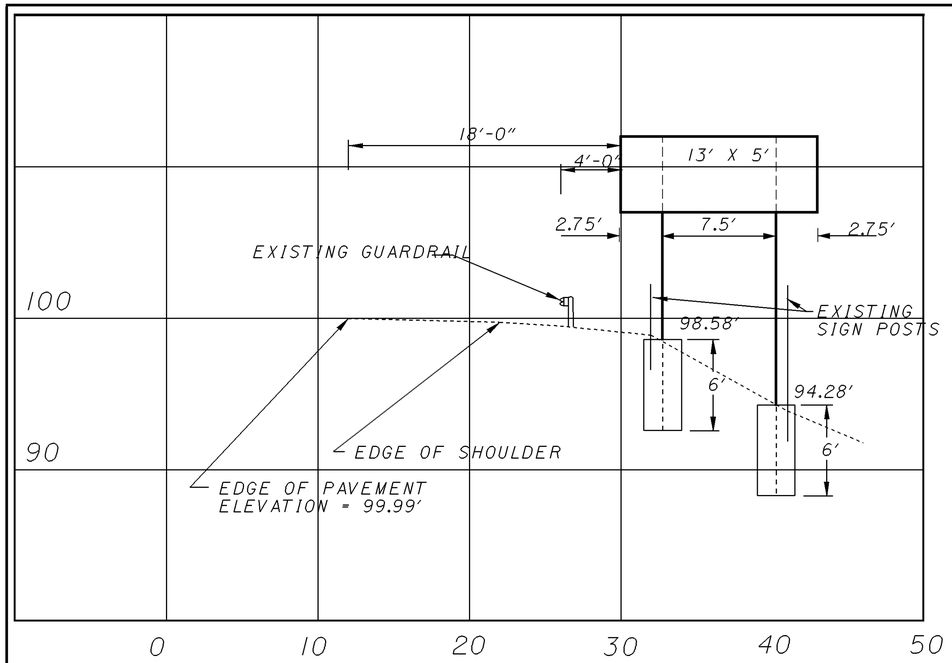


MILE 37.51, IR 77 NB
W10X12, 19'-23'
SHEET 9, S-12

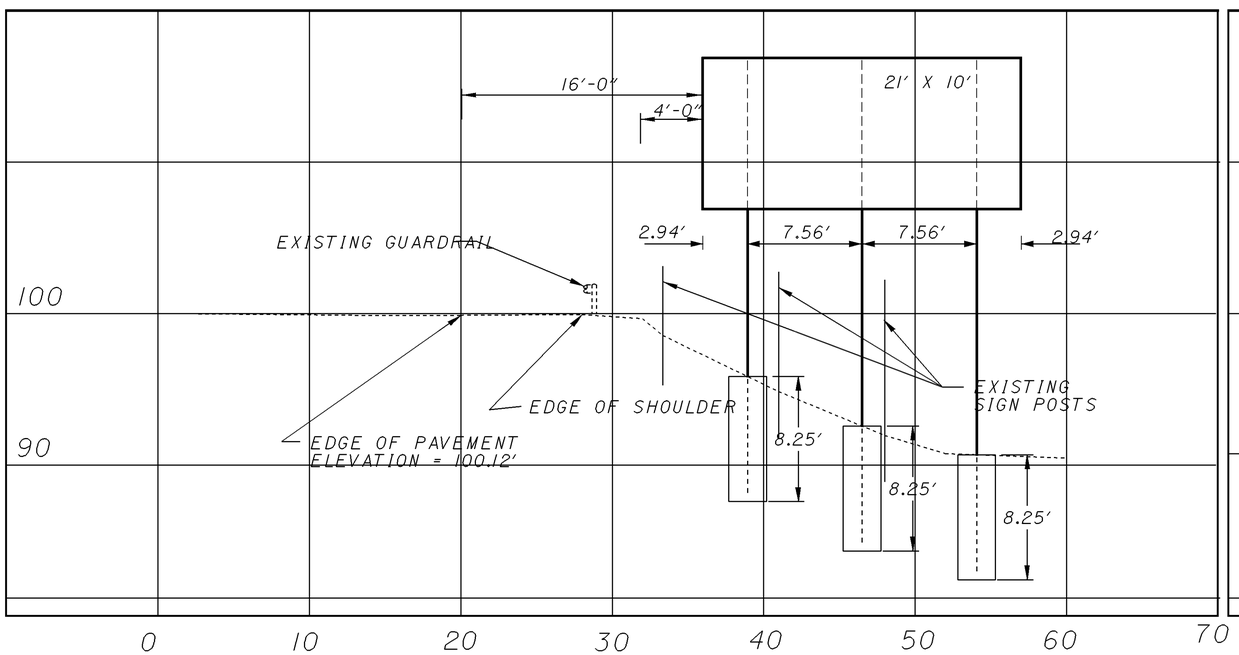


MILE 37.64, IR 77 NB
W12X30, 28'-30'-33'
SHEET 9, S-15

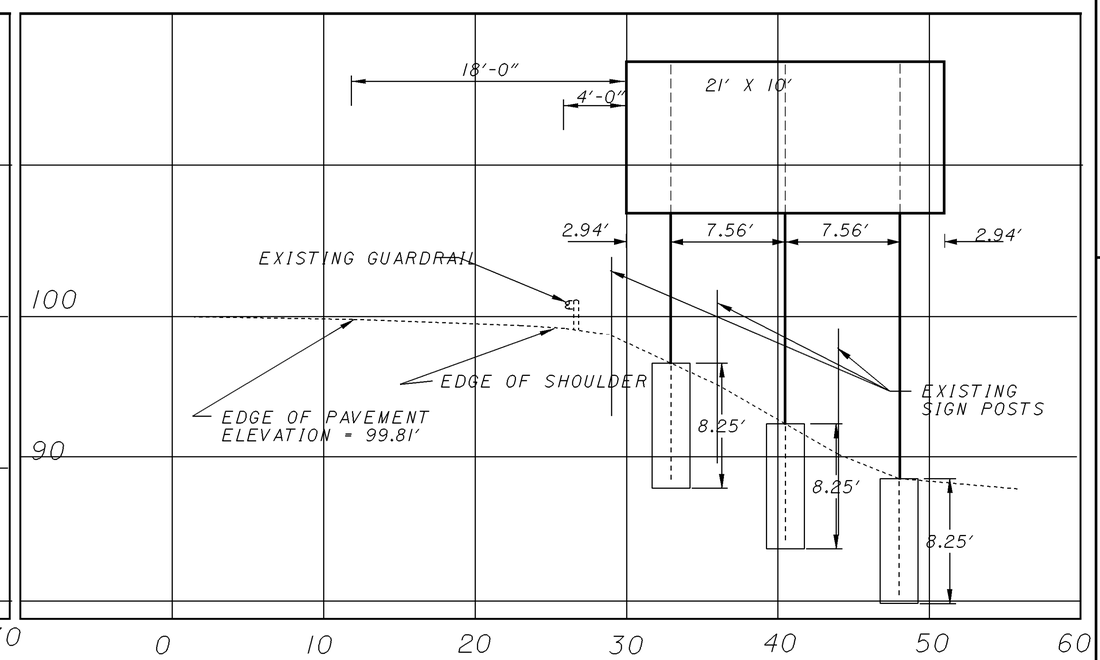


MILE 38.30, IR 77 SB
W12X30, 28'-32'-35'
SHEET 10, S-29

SCALE IN FEET
0 2.5 5 10

CALCULATED SKW
CHECKED BFB

# SIGN ELEVATIONS

D05-SIGN-FY2005



x-sect*1.dgn 12/05/07

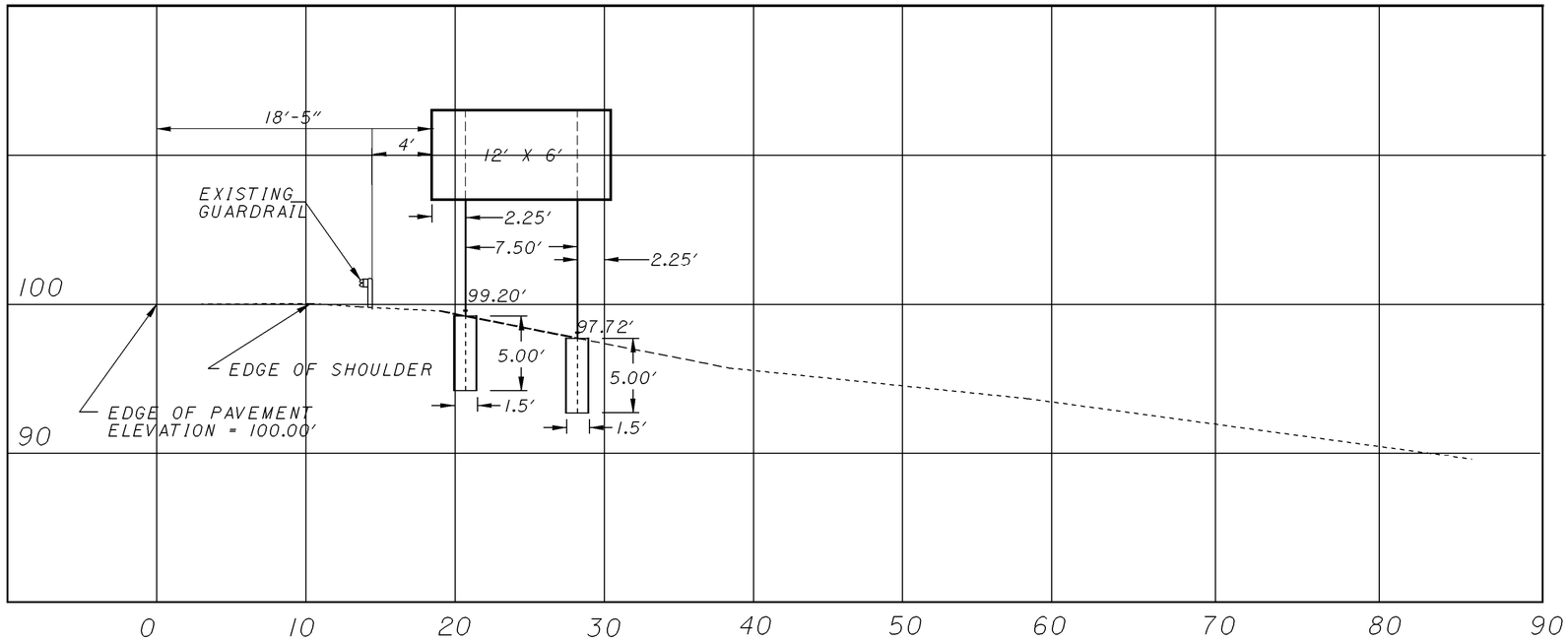


MILE 43.56, IR 77 NB
W10X12, 18'-20'
SHEET 18 , S-91

SCALE IN FEET
0 2.5 5 10

CALCULATED SKW
CHECKED BFB

# SIGN ELEVATIONS

D05-SIGN-FY2005



x-sect#2.dgn 12/05/07

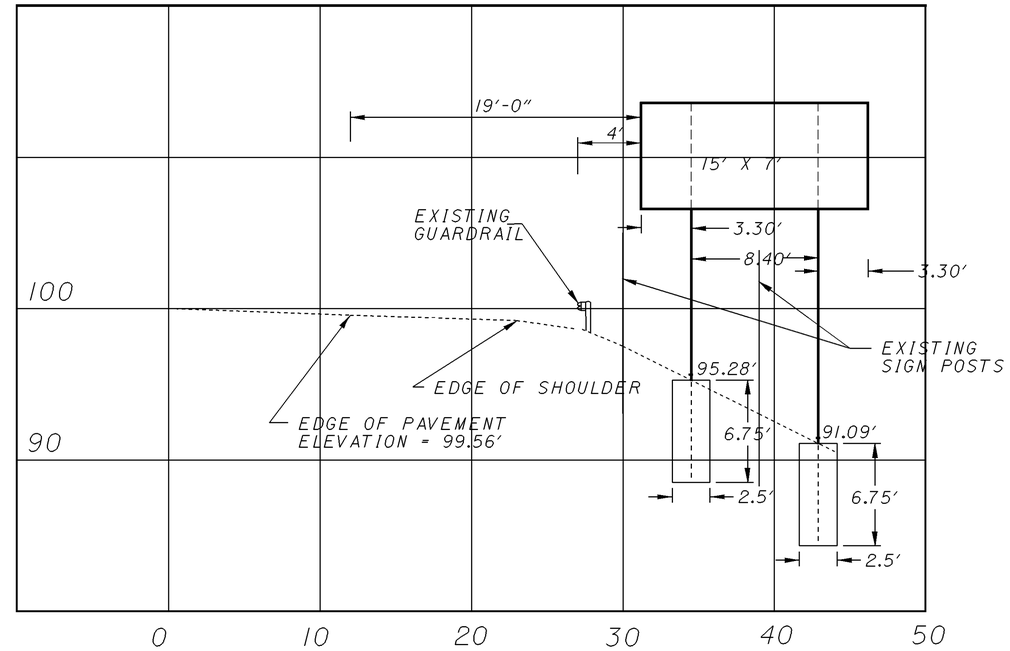


MILE 48.62, IR 77 NB
W10X22, 24'-28'
SHEET 27, S-208

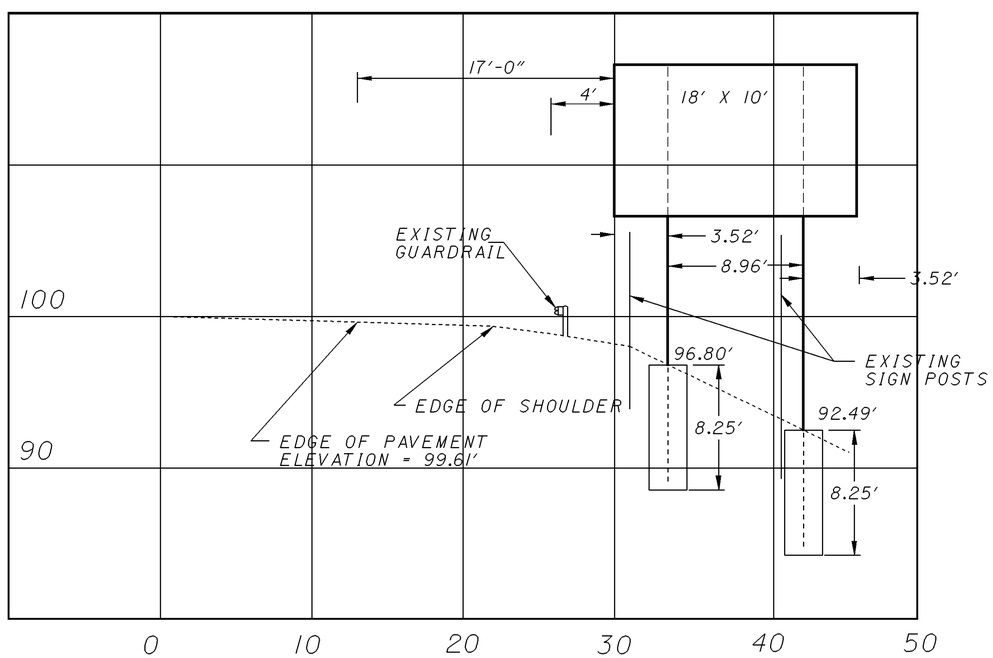


MILE 54.22, IR 77 NB
W12X30, 23'-31'
SHEET 32, S-218

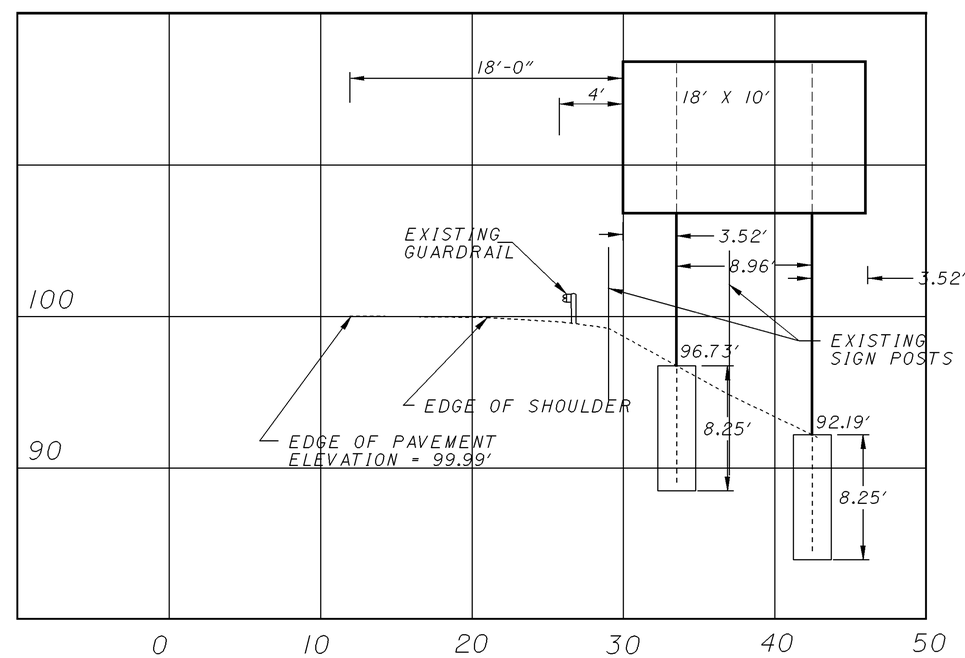


MILE 54.90, IR 77 NB
W12X30, 27'-32'
SHEET 34, S-236

SCALE IN FEET
0 2.5 5 10

CALCULATED SKW
CHECKED BFB

SIGN ELEVATIONS

D05-SIGN-FY2005



x-sect#3.dgn 12/05/07

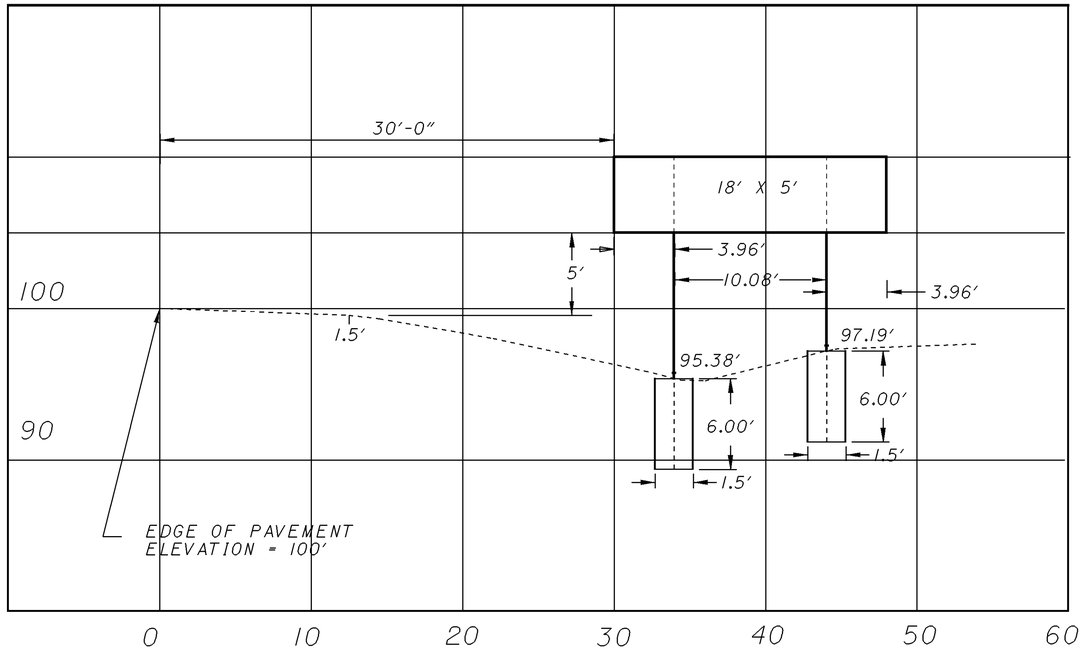


MILE 1.72, US 33 WB
W10X12, 19'-17'
SHEET 41, S-249C

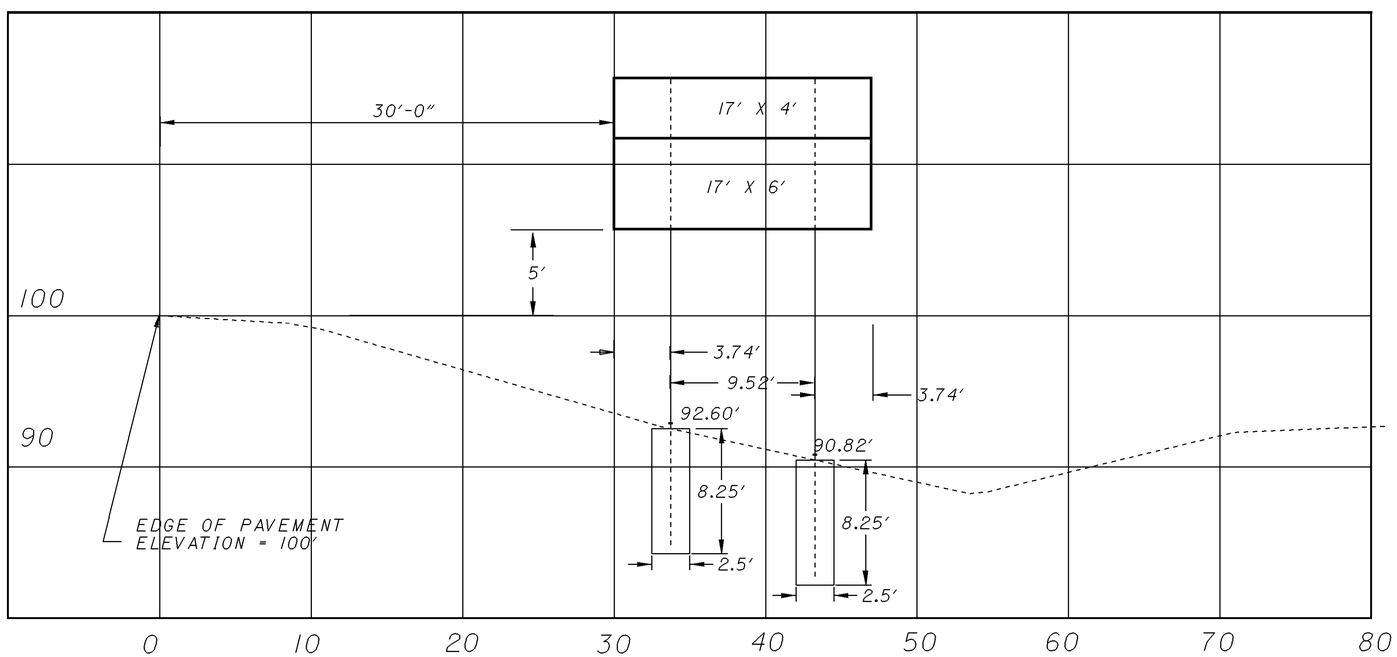


MILE 23.16, US 33 EB
W12X30, 29'-32'
SHEET 51, S-277A, S-277B

SCALE IN FEET
0 2.5 5 10

CALCULATED SKW
CHECKED BFB

# SIGN ELEVATIONS

D05-SIGN-FY2005



x-sect#4.dgn 11/16/07

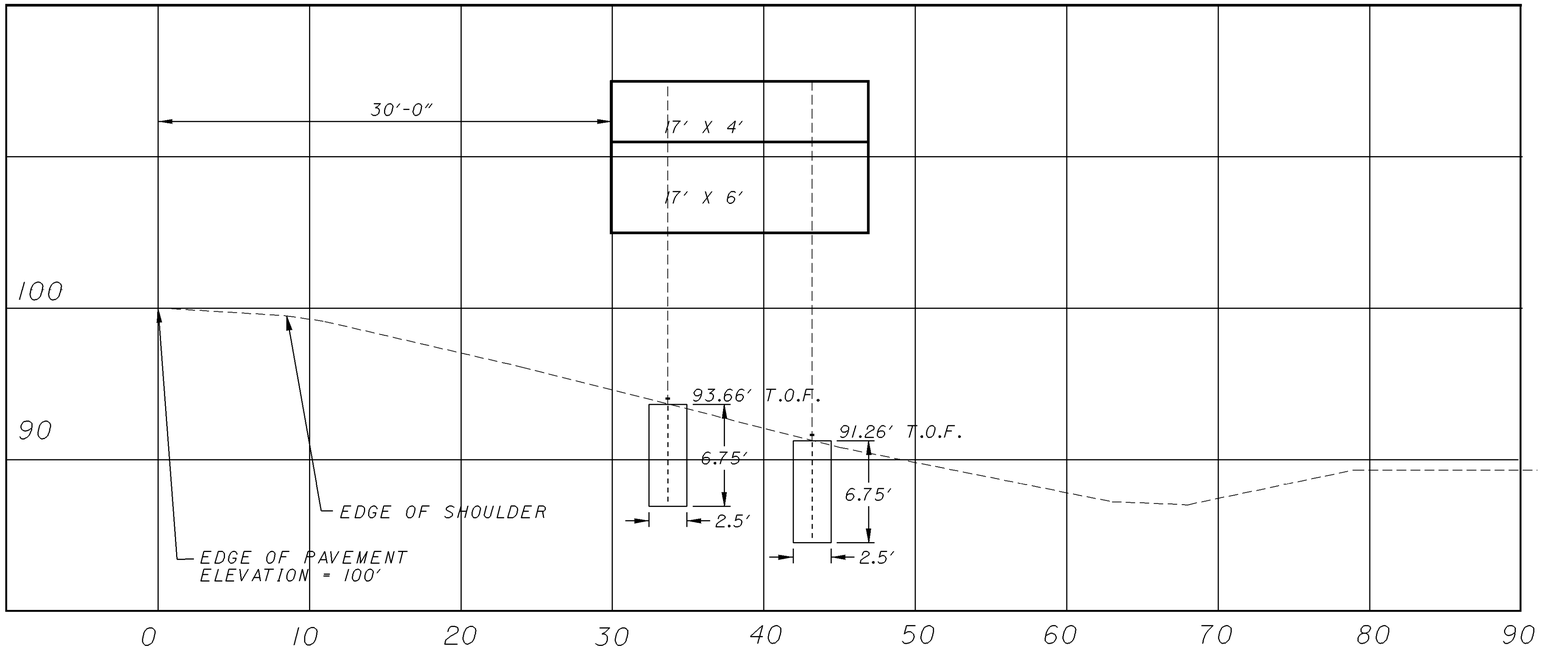


MILE 24.05, US 33 EB
W12X30, 27'-30'
SHEET 53, S-286, S-286A

SCALE IN FEET
0 2.5 5 10

CALCULATED SKW
CHECKED BFB

# SIGN ELEVATIONS

D05-SIGN-FY2005



x-sect#5.dgn 12/05/07

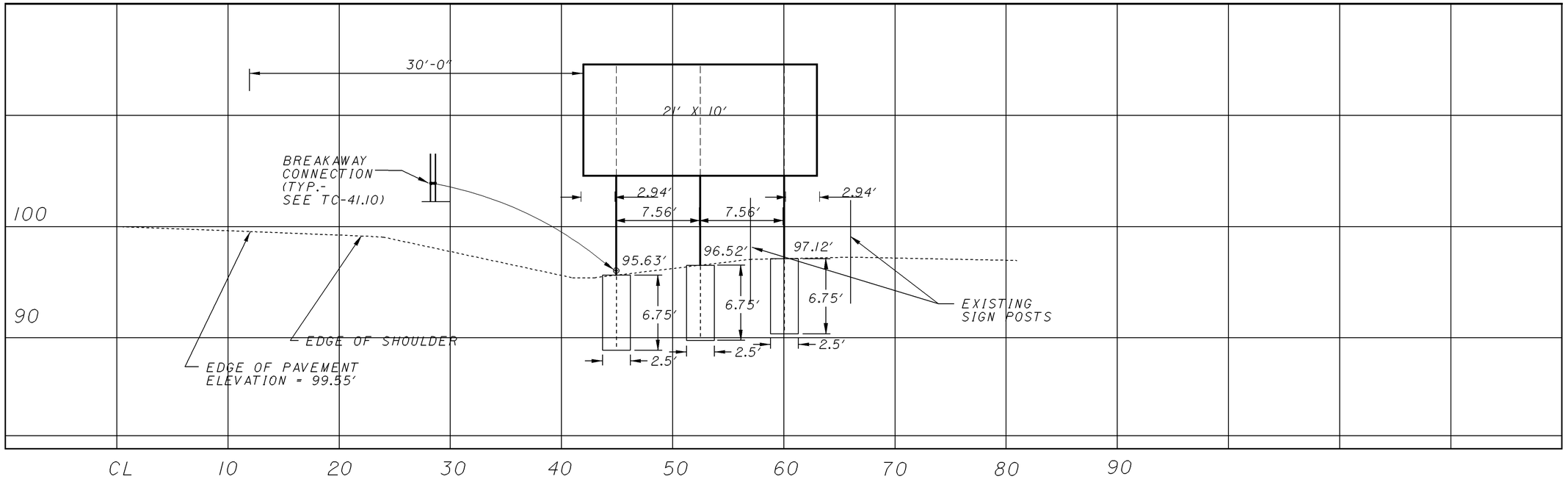


MILE 17.63, SR 13 NB
W10X22, 25'-24'-23'
SHEET 57, S-300

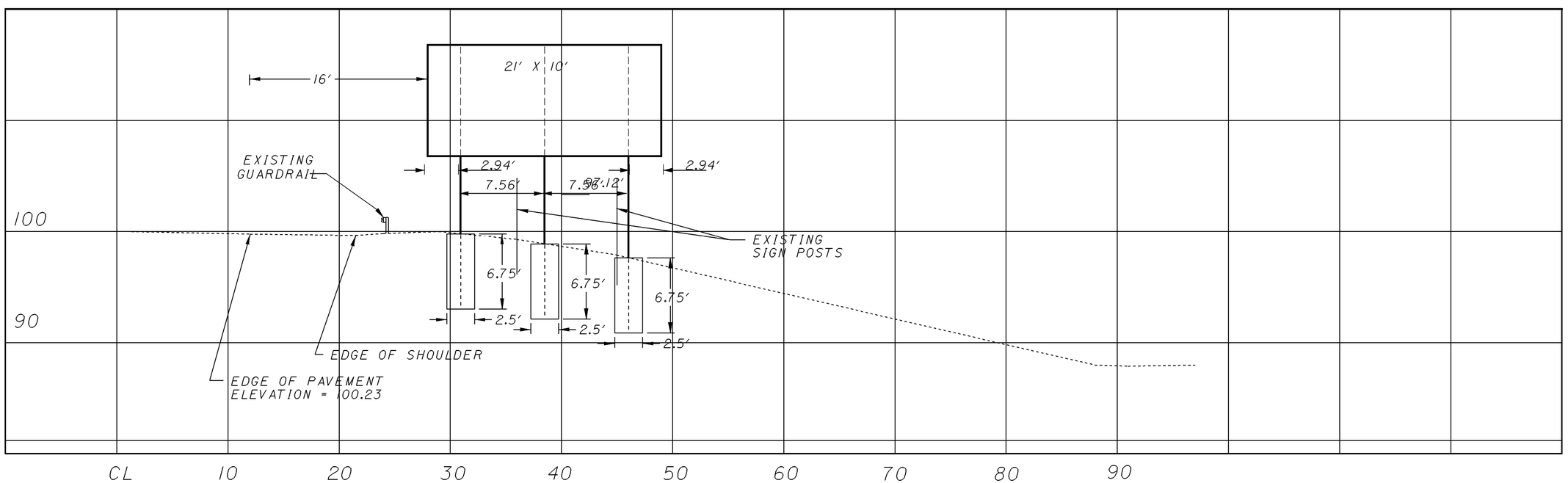


MILE 18.28, SR 13 SB
W10X22, 23'-24'-25'
SHEET 57, S-316

SCALE IN FEET
0 2.5 5 10

CALCULATED SKW
CHECKED BFB

**SIGN ELEVATIONS**

**D05-SIGN-FY2005**



x-sect#6.dgn 12/05/07

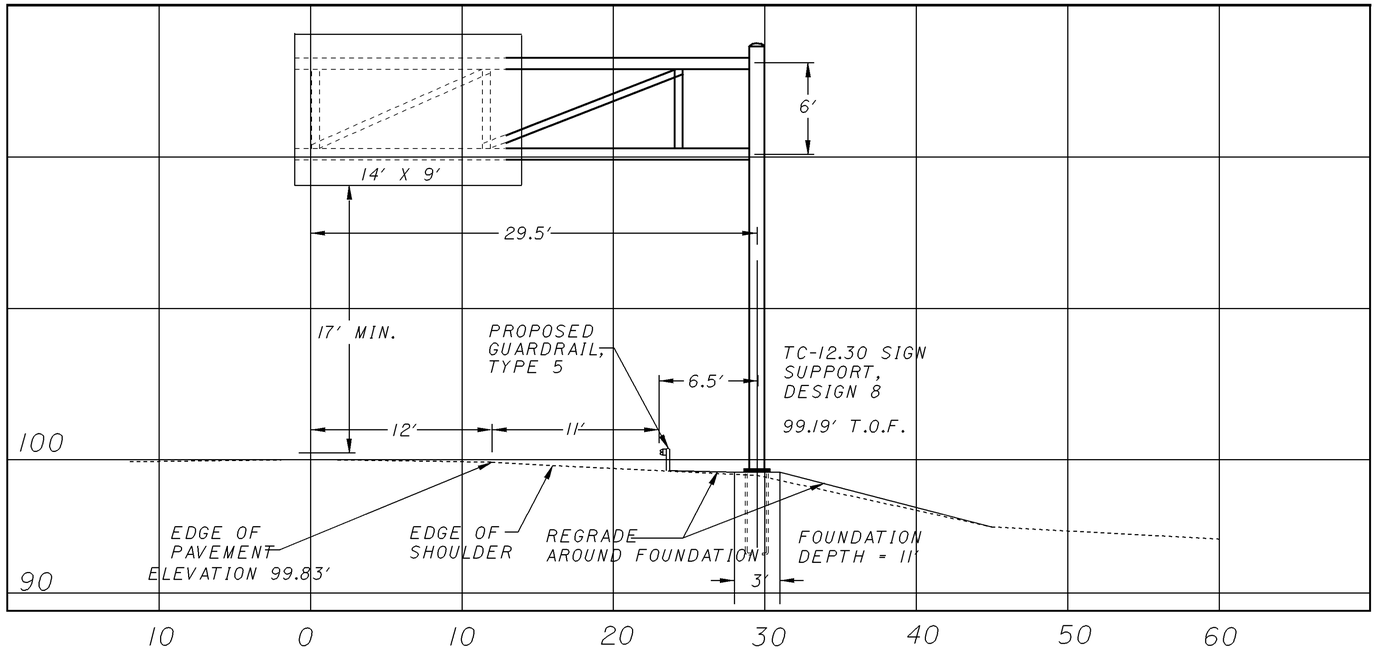


SR 16 WB
TC-12.30, DESIGN 8
SHEET 63, S-337

SCALE IN FEET
0 2.5 5 10

CALCULATED SKW
CHECKED BFB

# SIGN ELEVATIONS

D05-SIGN-FY2005



x-sect#7.dgn 12/05/07

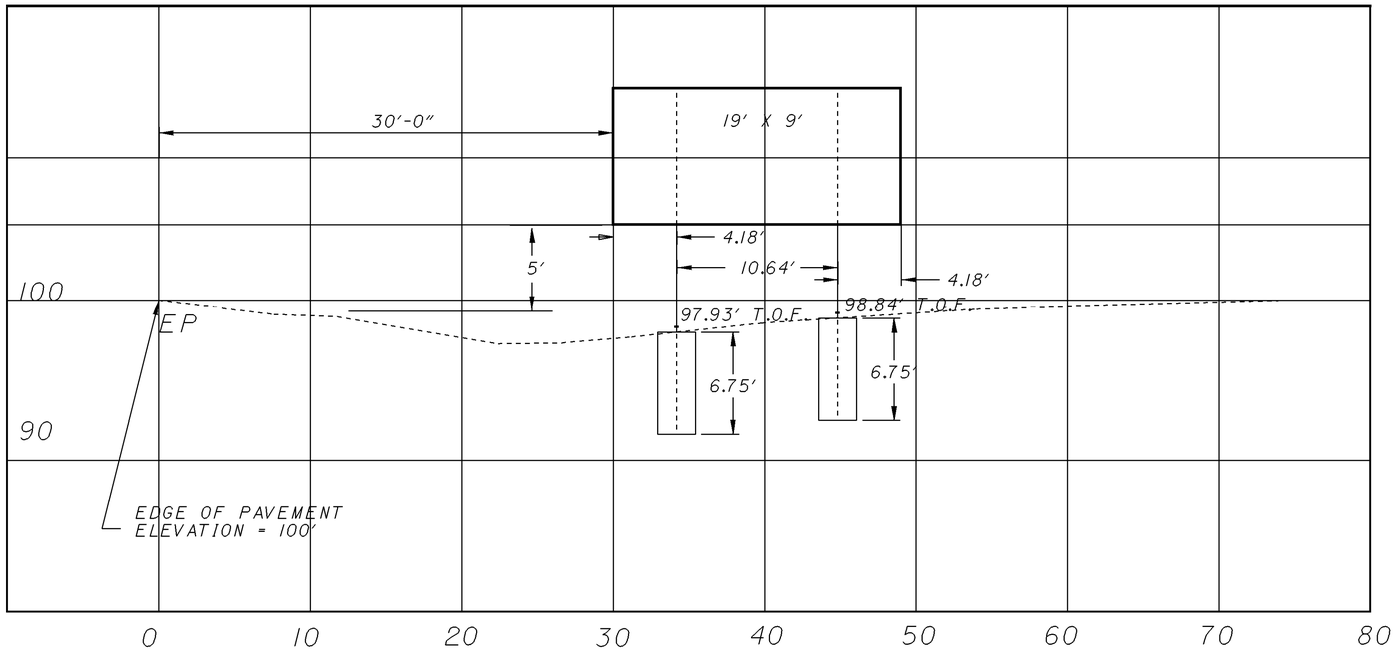


MILE 15.97, SR 37 EB
W10X22, 22'-21'
SHEET 63, S-336

SCALE IN FEET
0 2.5 5 10

CALCULATED SKW
CHECKED BFB

**SIGN ELEVATIONS**

**D05-SIGN-FY2005**



x-sect#8.dgn 12/05/07

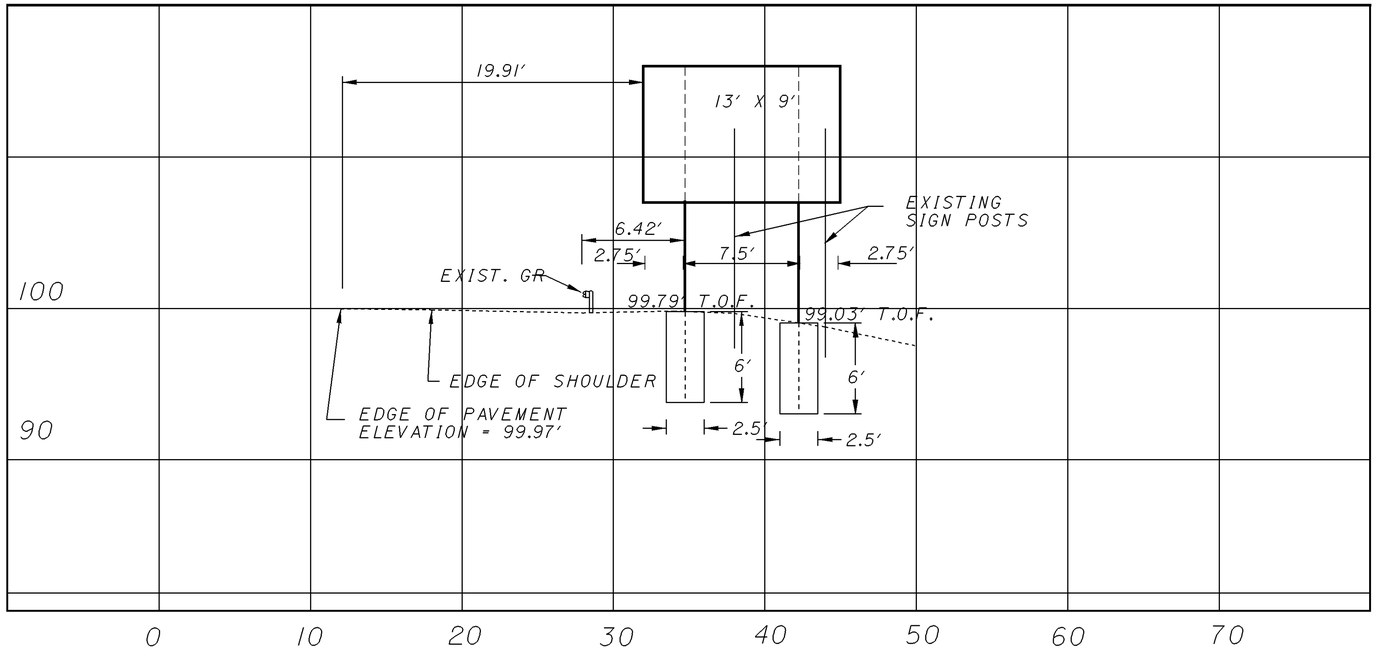


MILE 16.40, SR 37 WB @ SR 16 TO SR 37 EB RAMP
W8X18, 22'-22'
SHEET 65, S-354

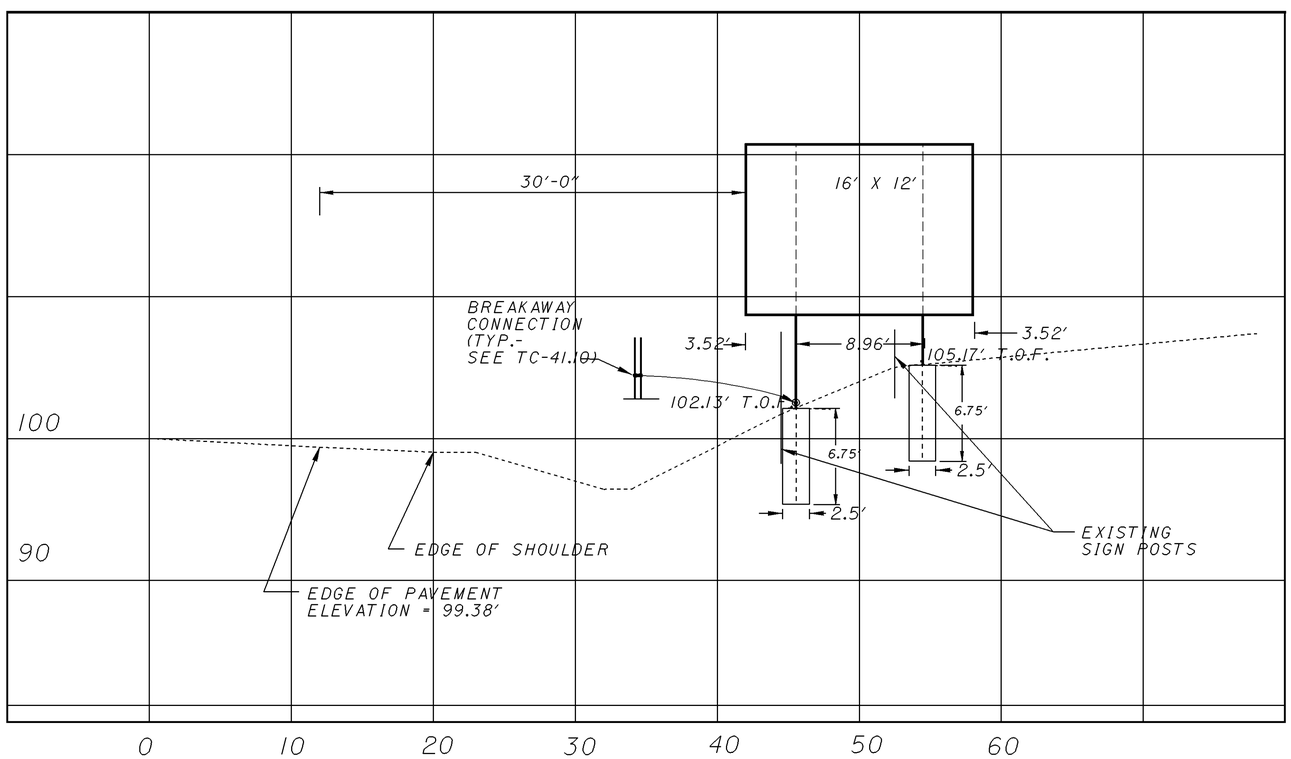


MILE 15.11, SR 16 WB
W10X22, 25'-22'
SHEET 66, S-362

SCALE IN FEET
0 2.5 5 10

CALCULATED SKW
CHECKED BFB

SIGN ELEVATIONS

D05-SIGN-FY2005



12/05/07
x-sect#9.dgn

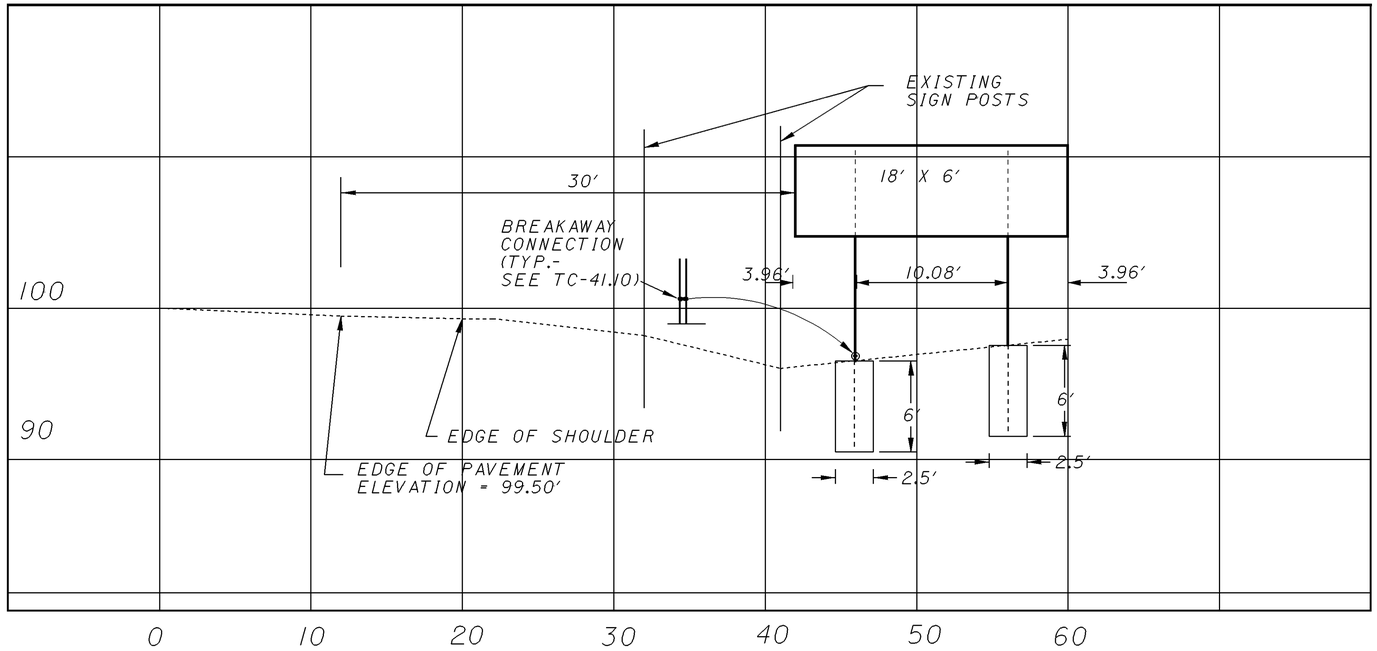


MILE 27.15, SR 16 WB
W10X12, 19'-18'
SHEET 83, S-381 AND S-382

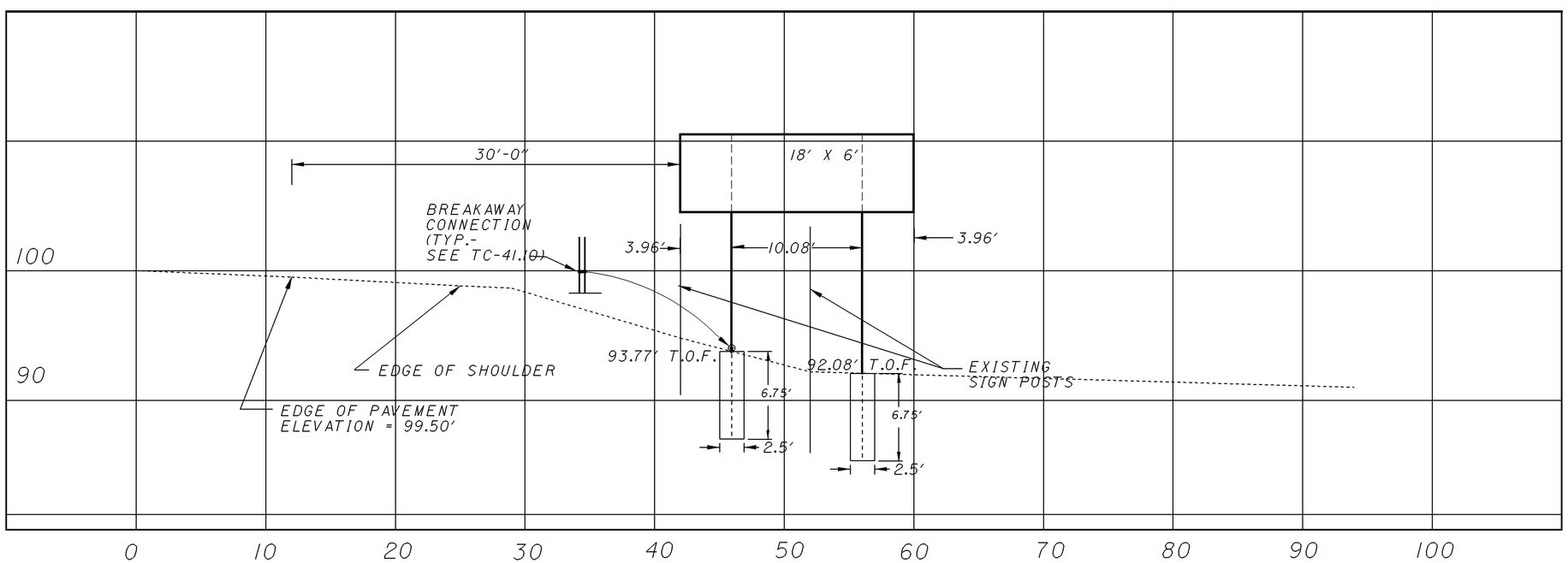


MILE 26.98, SR 16 EB
W12X30, 23'-24'
SHEET 83, S-379 AND S-380

SCALE IN FEET
0 2.5 5 10

CALCULATED SKW
CHECKED BFB

**SIGN ELEVATIONS**

**D05-SIGN-FY2005**



x-sect#10.dgn 12/05/07

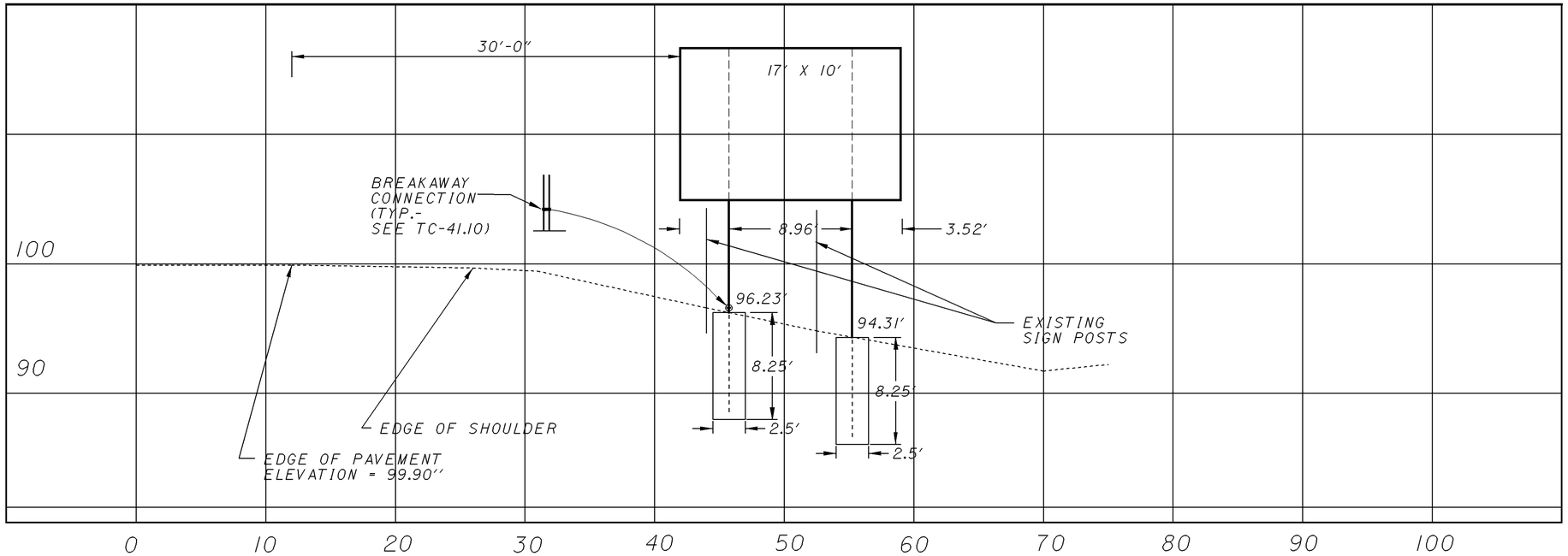


MILE 30.57, SR 16 EB
W12X30, 28'-30'
SHEET 88, S-396

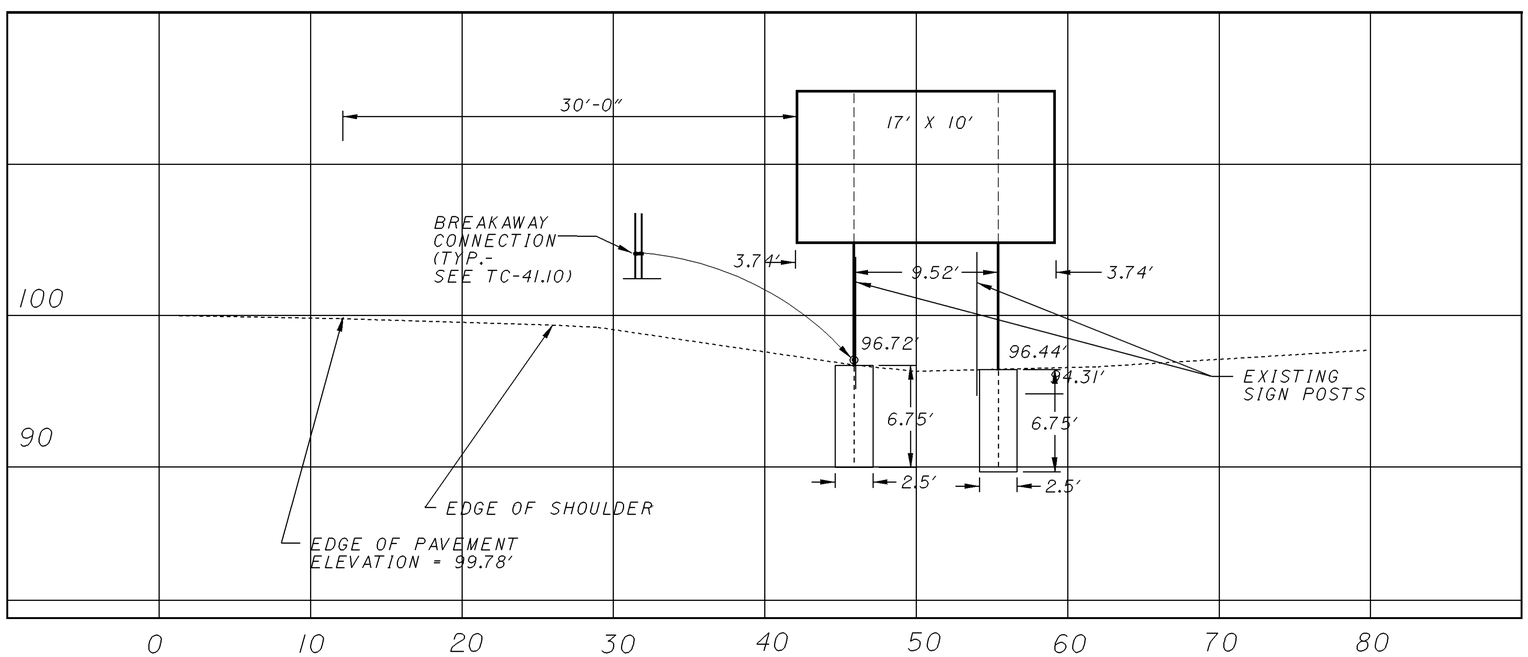


MILE 31.18, SR 16 WB
W10X22, 22'-22'
SHEET 88, S-414

SCALE IN FEET
0 2.5 5 10

CALCULATED SKW
CHECKED BFB

**SIGN ELEVATIONS**

**D05-SIGN-FY2005**



x-sect#11.dgn 12/05/07