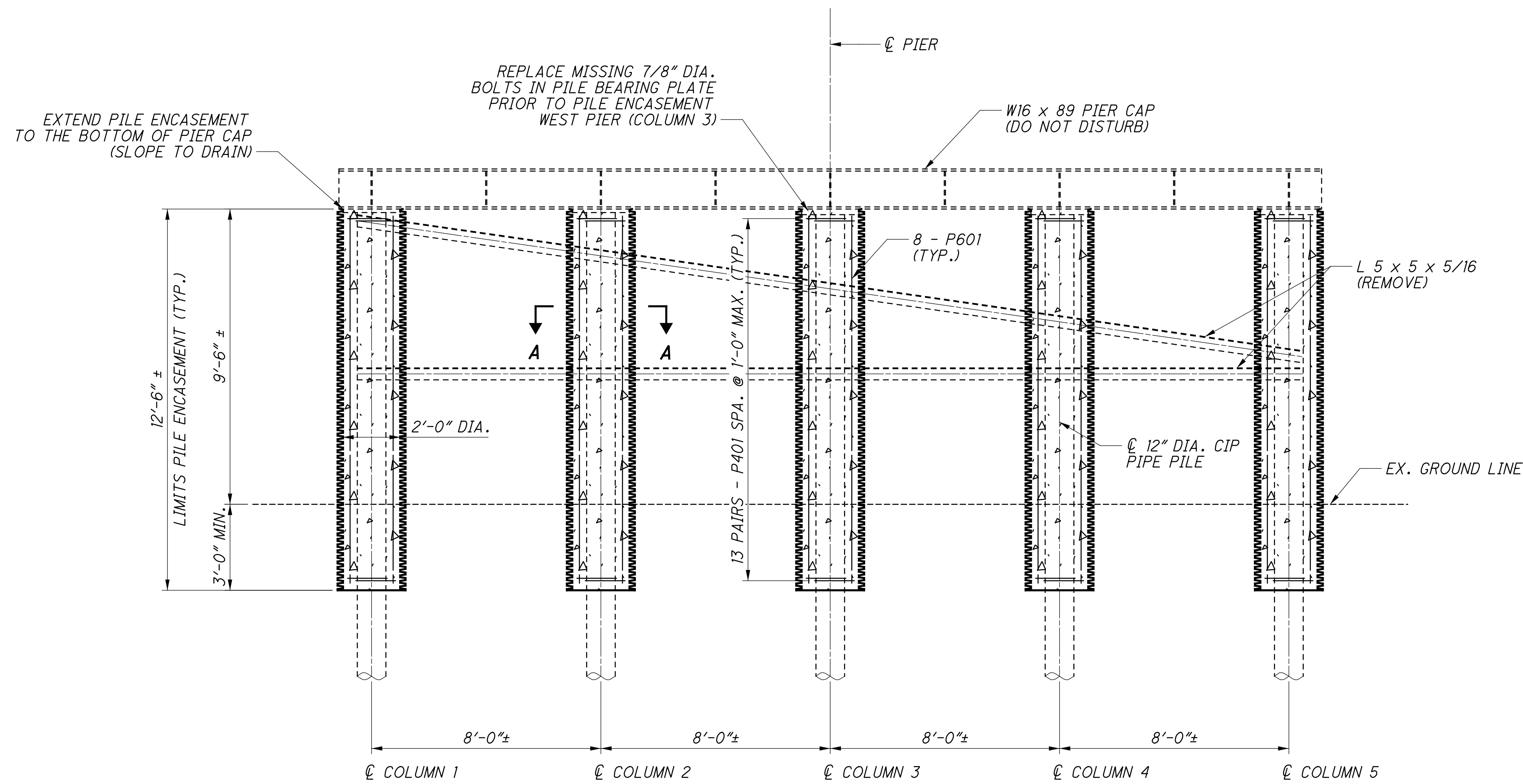
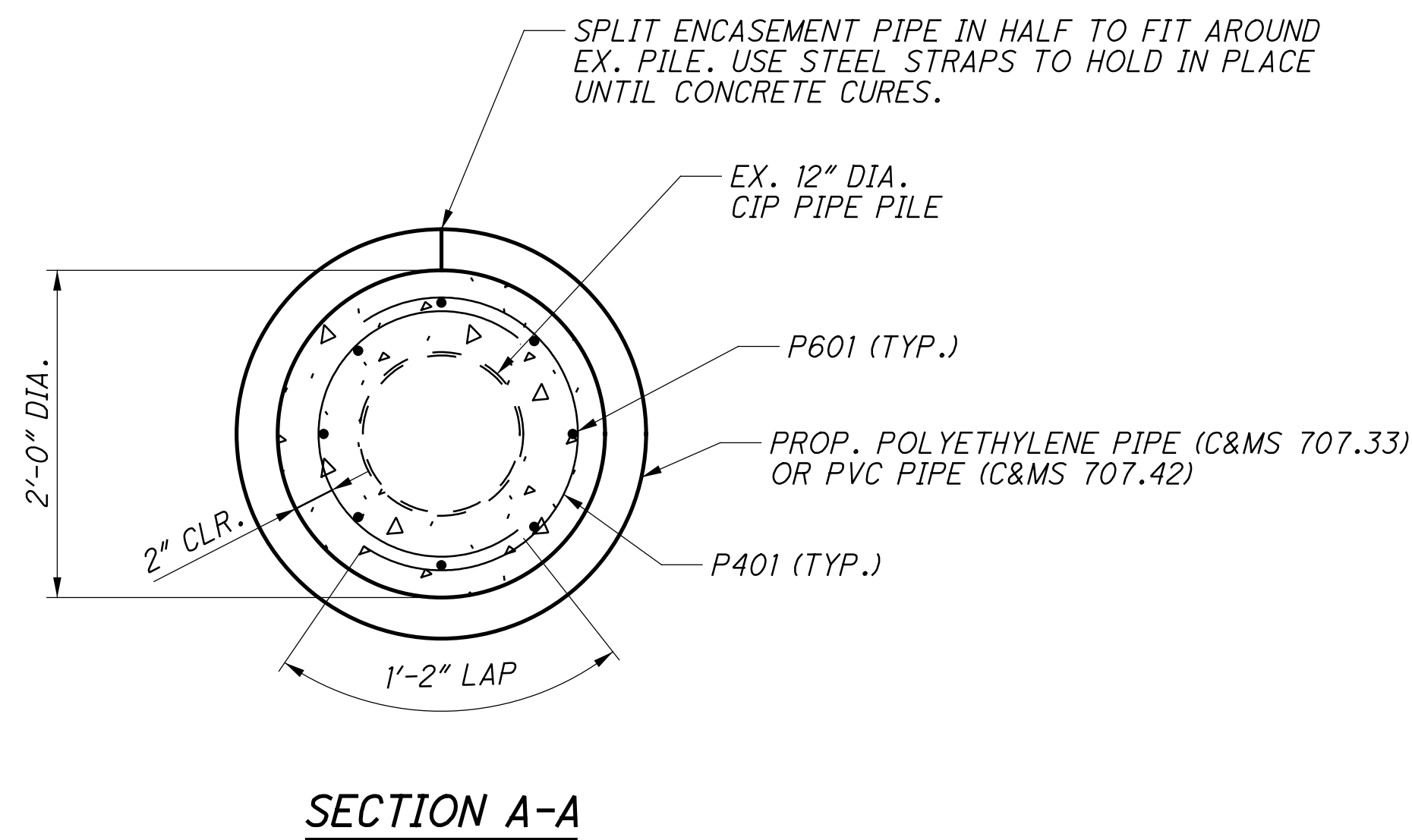


ischmitz 12/21/2022 2:02:34 PM
 \01\2022\03193\C.Design\12345_ProjDescription\400-Engineering_Structures_Sheets\015002_S1001.dgn



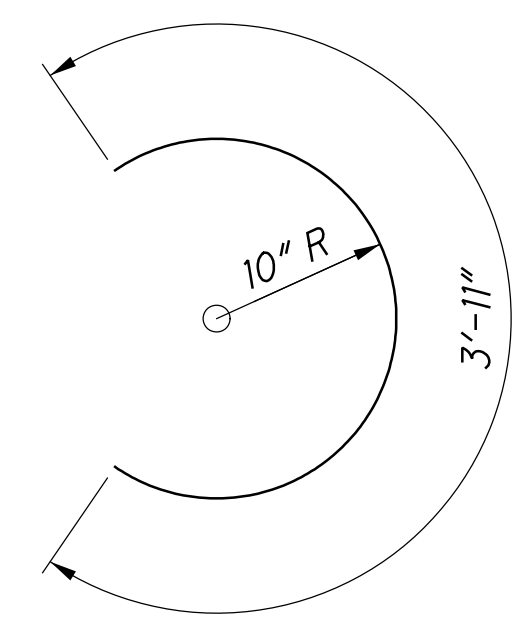
PIER ELEVATION
ENCASE ALL PIER PILES (10 TOTAL)



SECTION A-A

NOTES:

ALL REINFORCING STEEL SHALL BE EPOXY COATED, GRADE 60.
 LENGTHS ARE RECORDED IN FEET - INCHES.
 "STR" IN THE TYPE COLUMN INDICATES STRAIGHT BARS.
 ALL DIMENSIONS ARE MEASURED OUT-TO-OUT OF BAR.
 THE LENGTH OF BENT BARS IS MEASURED ALONG THE CENTERLINE.
 THE BAR SIZE NUMBER IS SPECIFIED ON THE PLANS IN THE BAR MARK COLUMN. THE FIRST DIGIT WHERE THREE DIGITS ARE USED, AND THE FIRST TWO DIGITS WHERE FOUR DIGITS ARE USED, INDICATES THE BAR SIZE NUMBER. FOR EXAMPLE, P601 IS A NO. 6 BAR. "R" INDICATES INSIDE RADIUS, UNLESS OTHERWISE NOTED. "STD" WRITTEN IN PLACE OF A DIMENSION INDICATES A STANDARD BEND AT THE END OF THE BAR.



TYPE-1

MARK	NUMBER TOTAL	LENGTH	WEIGHT	TYPE	DIMENSIONS						
					A	B	C	D	E	R	INC
PIER											
P401	260	3'-11"	681	1							
P601	80	12'-0"	1442	STR							
SUB-TOTAL			2,123								

schmitz
 12/21/2022 2:02:34 PM
 \O:\2022\03193\C_Design\12345_Proj\Description\400-Engineering_Structures_Sheets\015002_GN001.dgn

DESIGN SPECIFICATIONS:

THE PROPOSED STRUCTURE ELEMENTS CONFORM TO THE 9TH EDITION OF THE "LRFD BRIDGE DESIGN SPECIFICATIONS" ADOPTED BY THE AMERICAN ASSOCIATION OF STATE HIGHWAY AND TRANSPORTATION OFFICIALS, 2020, AND THE ODOT BRIDGE DESIGN MANUAL, 2020.

DESIGN DATA:

CONCRETE, CLASS QC1 - COMPRESSIVE STRENGTH
 4.0 KSI

REINFORCING STEEL - MINIMUM YIELD STRENGTH
 60 KSI

EXISTING STRUCTURE VERIFICATION:

DETAILS AND DIMENSIONS SHOWN ON THESE PLANS PERTAINING TO THE EXISTING STRUCTURE HAVE BEEN OBTAINED FROM PLANS OF THE EXISTING STRUCTURE AND FROM FIELD OBSERVATIONS AND MEASUREMENTS. CONSEQUENTLY, THEY ARE INDICATIVE OF THE EXISTING STRUCTURE AND THE PROPOSED WORK BUT THEY SHALL BE CONSIDERED TENTATIVE AND APPROXIMATE. THE CONTRACTOR IS REFERRED TO CMS SECTIONS 102.05 AND 105.02.

BASE CONTRACT BID PRICES UPON A RECOGNITION OF THE UNCERTAINTIES DESCRIBED ABOVE AND UPON A PREBID EXAMINATION OF THE EXISTING STRUCTURE. HOWEVER, THE CITY WILL PAY FOR ALL PROJECT WORK BASED UPON ACTUAL DETAILS AND DIMENSIONS THAT HAVE BEEN VERIFIED IN THE FIELD.

ITEM SPECIAL - PILE ENCASEMENT:

PRIOR TO CONCRETE PLACEMENT, CLEAN PILING TO REMOVE LOOSE AND DISINTEGRATED CONCRETE AND LOOSE RUST. REMOVE ALL DIRT, DUST, RUST, OR OTHER FOREIGN MATERIAL BY THE USE OF WATER, AIR UNDER PRESSURE, OR OTHER METHODS THAT PRODUCE SATISFACTORY RESULTS. ENCASE ALL EXISTING STEEL PIER PIPE PILES IN CONCRETE CONFORMING TO C&MS 511 (F'C = 4.0-KSI). PROVIDE A CONCRETE SLUMP BETWEEN 6 TO 8 INCHES WITH THE USE OF A SUPERPLASTICIZER. PLACE THE CONCRETE WITHIN A FORM THAT CONSISTS OF POLYETHYLENE PIPE (C&MS 707.33), OR PVC PIPE (C&MS 707.42). THE ENCASEMENT SHALL EXTEND FROM 3 FEET BELOW THE EXISTING GROUND SURFACE UP TO THE BOTTOM OF STEEL PIER CAP. POSITION THE PIPE SO THAT THE EXISTING PILE IS CENTERED IN THE FORM. SLOPE CONCRETE TO DRAIN AWAY FROM THE CENTER OF PILE AT THE TOP OF ENCASEMENT.

EXCAVATION, REMOVAL OF ANGLE BRACING AT THE EXISTING PIERS, SURFACE PREPARATION, REPLACEMENT OF PILE BEARING PLATE BOLTS, EPOXY COATED REINFORCING STEEL CONFORMING TO C&MS 509, AND RESTORATION OF EXISTING GROUND TO PRECONSTRUCTION CONDITIONS IS INCLUDED WITH THIS ITEM FOR PAYMENT.

THE CITY WILL MEASURE PILE ENCASEMENT BY THE NUMBER OF FEET. THE CITY WILL DETERMINE THE SUM AS THE LENGTH MEASURED ALONG THE AXIS OF EACH PILE FROM THE BOTTOM OF THE ENCASEMENT TO THE BOTTOM OF THE PIER CAP. THE CITY WILL PAY FOR ACCEPTED QUANTITIES AT THE CONTRACT PRICE FOR ITEM - SPECIAL, PILE ENCASEMENT.

ESTIMATED QUANTITIES

BY: SJF DATE: 12/20/22
 CHECK: JCS DATE: 12/20/22

ITEM	ITEM EXT.	TOTAL	UNIT	DESCRIPTION
SPECIAL	50771200	125	FT	PILE ENCASEMENT



DESIGNED	DATE	REVIEWED	DATE
SJF	12/20/22	CLB	12/20/22
CHECKED	FILE NUMBER	STRUCTURE	FILE NUMBER
JCS			4561430

GENERAL NOTES & ESTIMATED QUANTITIES
 LIC-GVILL-15002
 GRANVILLE ROAD OVER LOG POND RUN

**GRANVILLE RD.
 OVER
 LOG POND RUN**

2	2
---	---