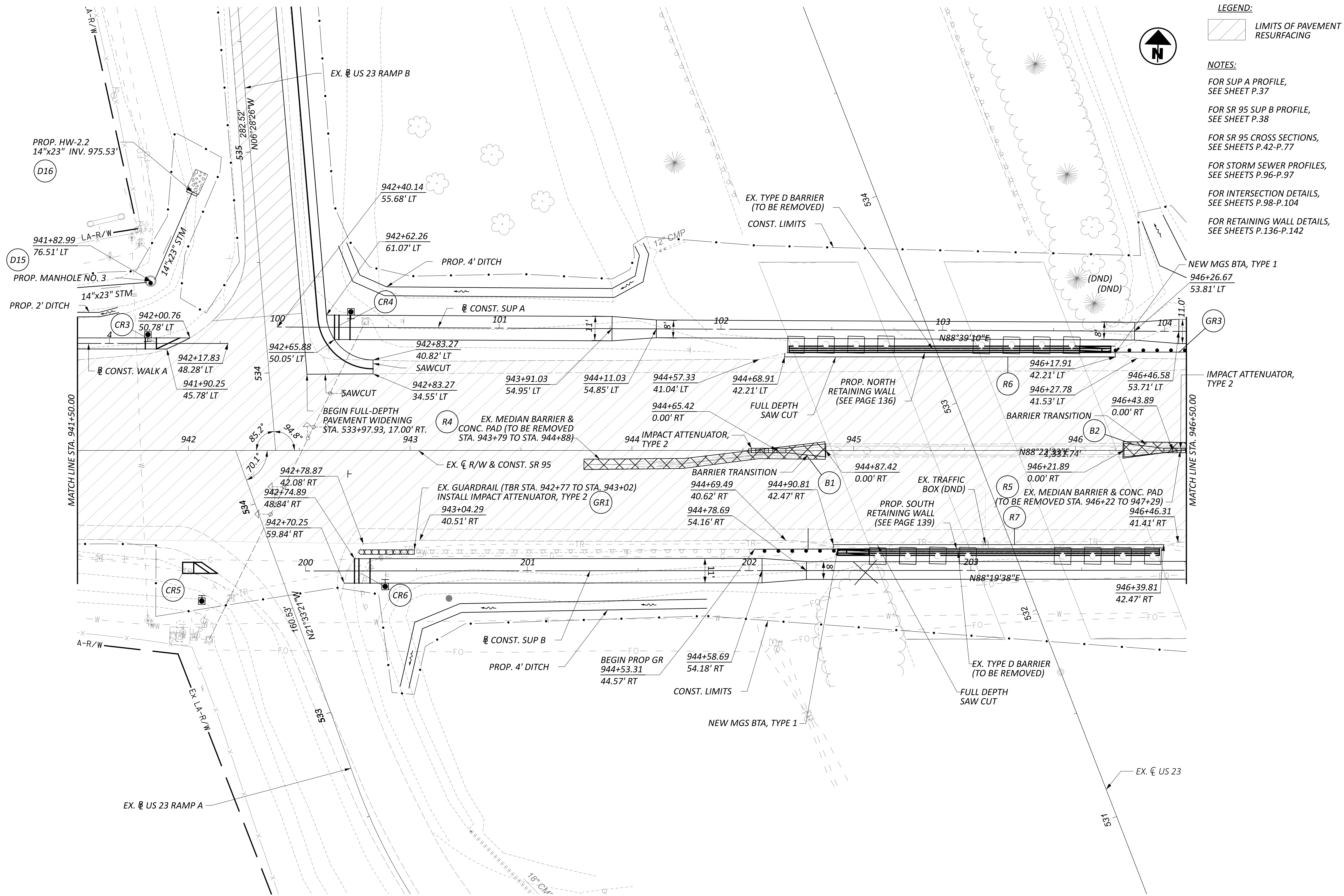
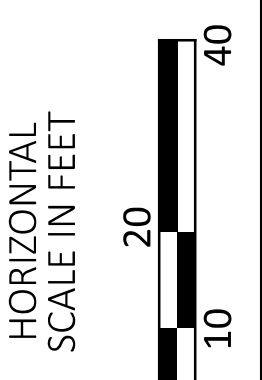



MAR-95-17.90

MODEL: 114818.GP002 PAPER SIZE: 34x22 (in.) DATE: 3/26/2026 TIME: 10:11:03 AM USER: bshepherd
E:\ODOT\21-00473-010 MAR-95-17.90\114818\400-Engineering\Roadway\Sheets\114818_GP002.dgn



- LEGEND:**
- [Hatched Box] LIMITS OF PAVEMENT RESURFACING
- NOTES:**
- FOR SUP A PROFILE, SEE SHEET P.37
 - FOR SR 95 SUP B PROFILE, SEE SHEET P.38
 - FOR SR 95 CROSS SECTIONS, SEE SHEETS P.42-P.77
 - FOR STORM SEWER PROFILES, SEE SHEETS P.96-P.97
 - FOR INTERSECTION DETAILS, SEE SHEETS P.98-P.104
 - FOR RETAINING WALL DETAILS, SEE SHEETS P.136-P.142



PLAN - SR 95
 STA. 941+50 TO STA. 946+50

DESIGN AGENCY	
Environmental Design Group	
DESIGNER	
WES	
REVIEWER	
JES 03/24/25	
PROJECT ID	
114818	
SHEET	TOTAL
P.36	P.142