

# CRASH DIAGRAM 2022-2024






















WAR US 22 19.24 (Clarksville Rd)  
2024 HSIP Priority List  
Rural Intersection #105  
March 2025 Safety Applications

Total Crashes: 22  
2022: 7  
2023: 6  
2024: 9

## Angle Crashes at US22/Clarksville Rd Intersection (22 Total)

2022: 7    2023: 6    2024: 9

86% of crashes resulted in injury  
77% of crashes occurred in the daylight  
86% of crashes occurred in dry conditions  
73% of crashes occurred between 2-7 PM  
36% of crashes at fault driver age 25 or younger  
14% of crashes at fault driver ran stop sign

Legend	
Symbols	Types of Collisions
 Other	 Rear End
 Backing Vehicle	 Head On
 Pedestrian	 Side-Swipe Passing
 Parked Vehicle	 Side-Swipe Meeting
 Fixed Object	 Out-of-Control
 Fatal Crash	 Angle
 Injury Crash	 Angle
 Signal	 Left Turn
 Street	 Right Turn
 Stop Sign	 Right Turn
 Animal	

