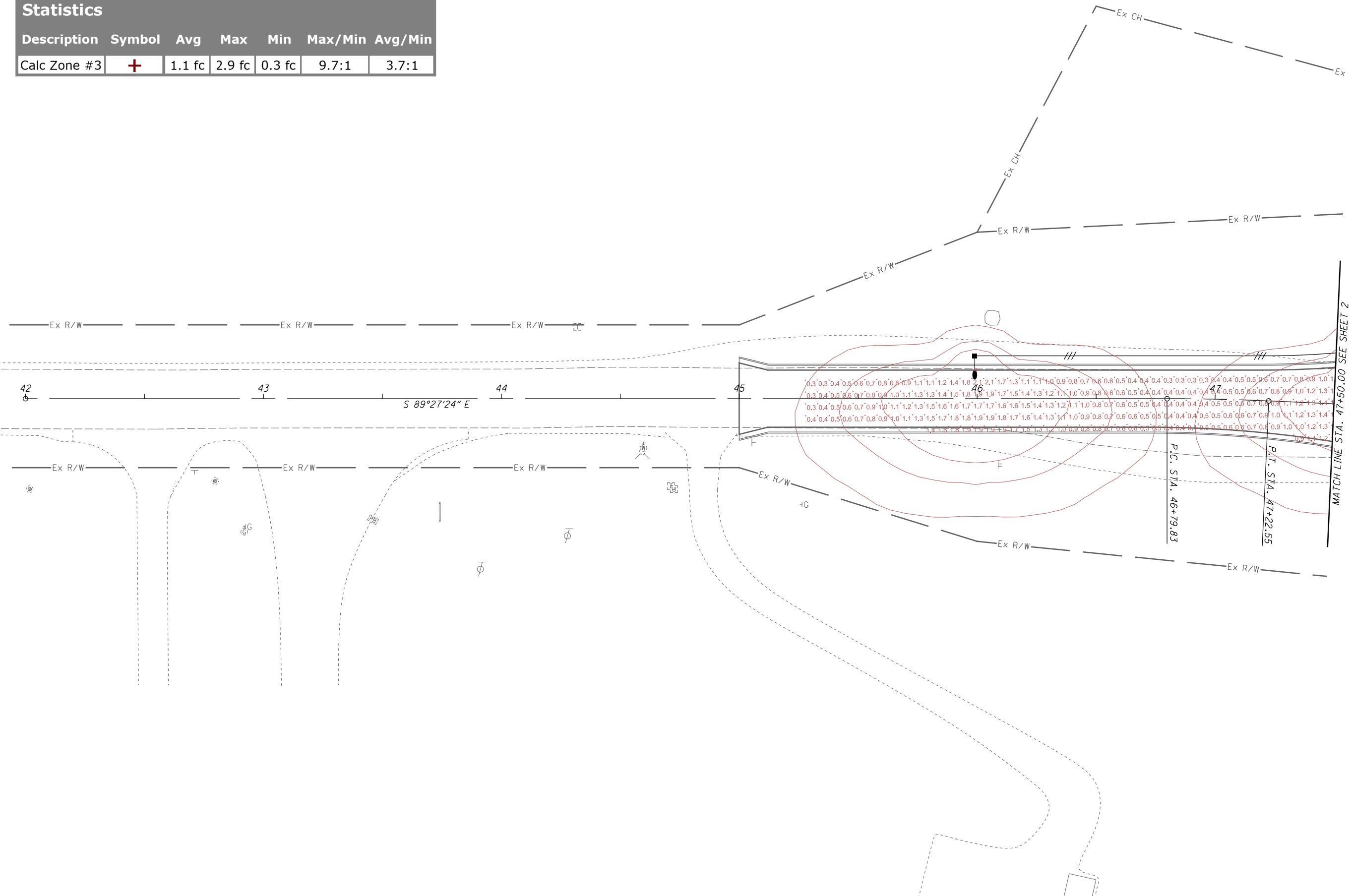


P:\DDT\ST\0022_ASD-250-12.74\109129\Design\Lighting\Sheets\109129_PhotometricsAEL.dgn Sheet 11/25/2020 8:02:52 AM CMT004

| Schedule | | | | | | | | |
|----------|-------|-----|--------------------|---|--------------|-----------------|------|---------|
| Symbol | Label | QTY | Catalog Number | Description | Number Lamps | Lumens per Lamp | LLF | Wattage |
| ○ | A | 14 | ATBM E XXXXX R3 3K | ATBM E PERFORMANCE PACKAGE, 3000K COLOR TEMPERATURE, ROADWAY TYPE III DISTRIBUTION. | 1 | 12610 | 0.86 | 115 |

| Statistics | | | | | | |
|--------------|--------|--------|--------|--------|---------|---------|
| Description | Symbol | Avg | Max | Min | Max/Min | Avg/Min |
| Calc Zone #3 | + | 1.1 fc | 2.9 fc | 0.3 fc | 9.7:1 | 3.7:1 |



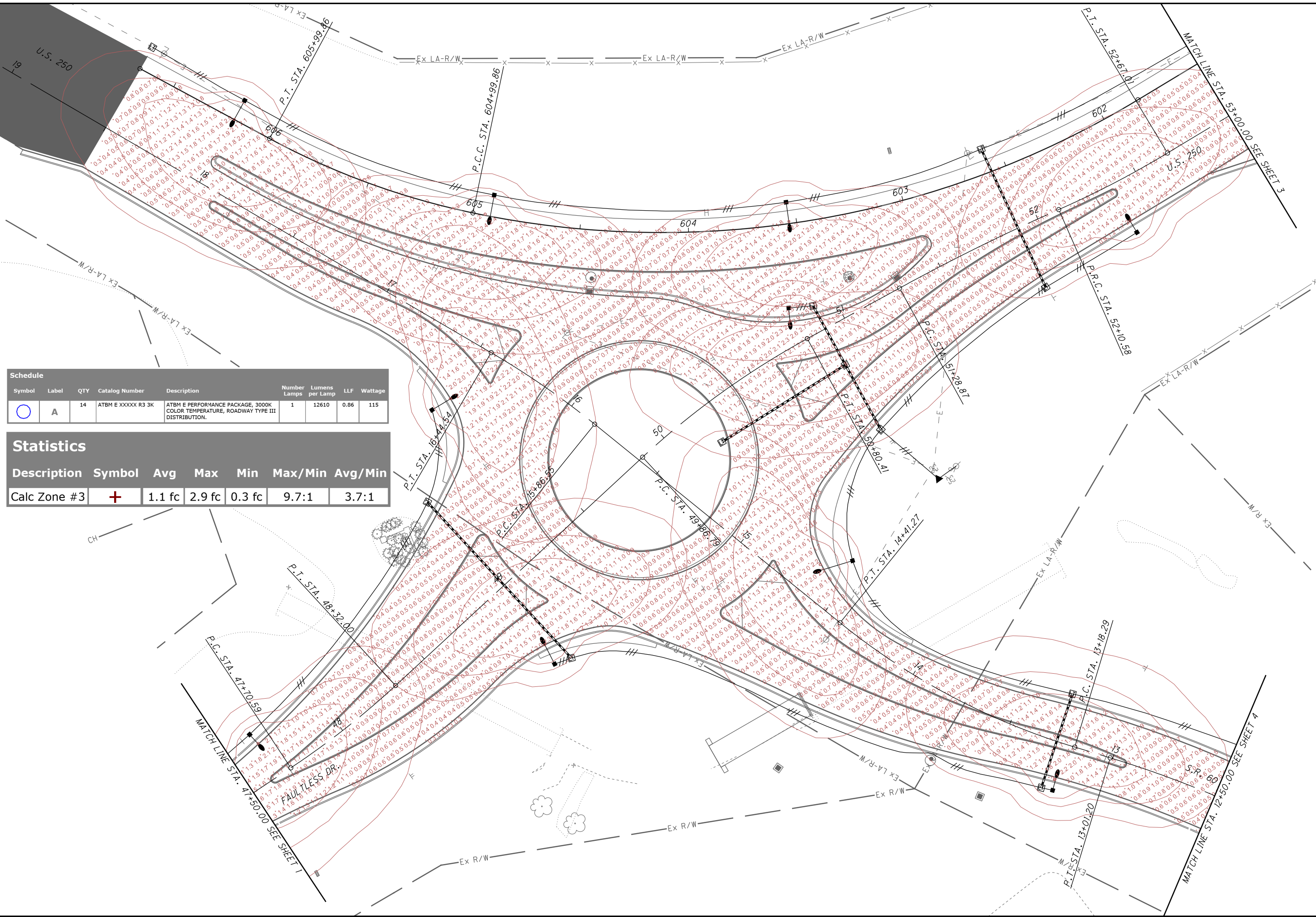
CALCULATED
KAM
CHECKED
NAU

0 20 40
HORIZONTAL
SCALE IN FEET

LIGHTING PHOTOMETRICS - AEL
FAULTLESS DRIVE

ASD-250-12.74

P:\DDT\ST-0022_ASD-250-12.74\109129_Lighting_Sheets\109129_Photometrics\AEL.dgn Sheet 11/25/2020 8:02:55 AM CMT004



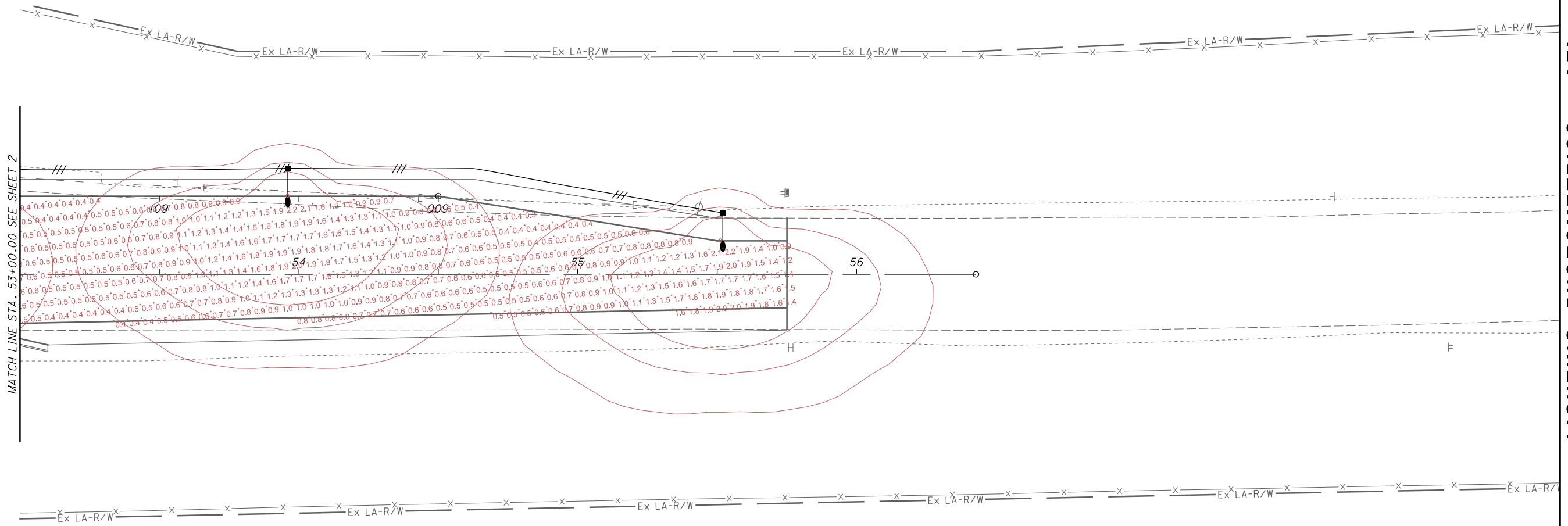
| Symbol | Label | QTY | Catalog Number | Description | Number Lamps | Lumens per Lamp | LLF | Wattage |
|--------|-------|-----|--------------------|---|--------------|-----------------|------|---------|
| ○ | A | 14 | ATBM E XXXXX R3 3K | ATBM E PERFORMANCE PACKAGE, 3000K COLOR TEMPERATURE, ROADWAY TYPE III DISTRIBUTION. | 1 | 12610 | 0.86 | 115 |

| Description | Symbol | Avg | Max | Min | Max/Min | Avg/Min |
|--------------|--------|--------|--------|--------|---------|---------|
| Calc Zone #3 | + | 1.1 fc | 2.9 fc | 0.3 fc | 9.7:1 | 3.7:1 |

CALCULATED
KAM
CHECKED
NAU

0 20 40
HORIZONTAL SCALE IN FEET

LIGHTING PHOTOMETRICS - AEL
U.S. 250 & S.R. 60 ROUNDABOUT



| Schedule | | | | | | | | | |
|----------|-------|-----|--------------------|---|--------------|-----------------|------|---------|--|
| Symbol | Label | QTY | Catalog Number | Description | Number Lamps | Lumens per Lamp | LLF | Wattage | |
| ○ | A | 14 | ATBM E XXXXX R3 3K | ATBM E PERFORMANCE PACKAGE, 3000K COLOR TEMPERATURE, ROADWAY TYPE III DISTRIBUTION. | 1 | 12610 | 0.86 | 115 | |

| Statistics | | | | | | |
|--------------|--------|--------|--------|--------|---------|---------|
| Description | Symbol | Avg | Max | Min | Max/Min | Avg/Min |
| Calc Zone #3 | + | 1.1 fc | 2.9 fc | 0.3 fc | 9.7:1 | 3.7:1 |

CALCULATED
KAM
CHECKED
NAU

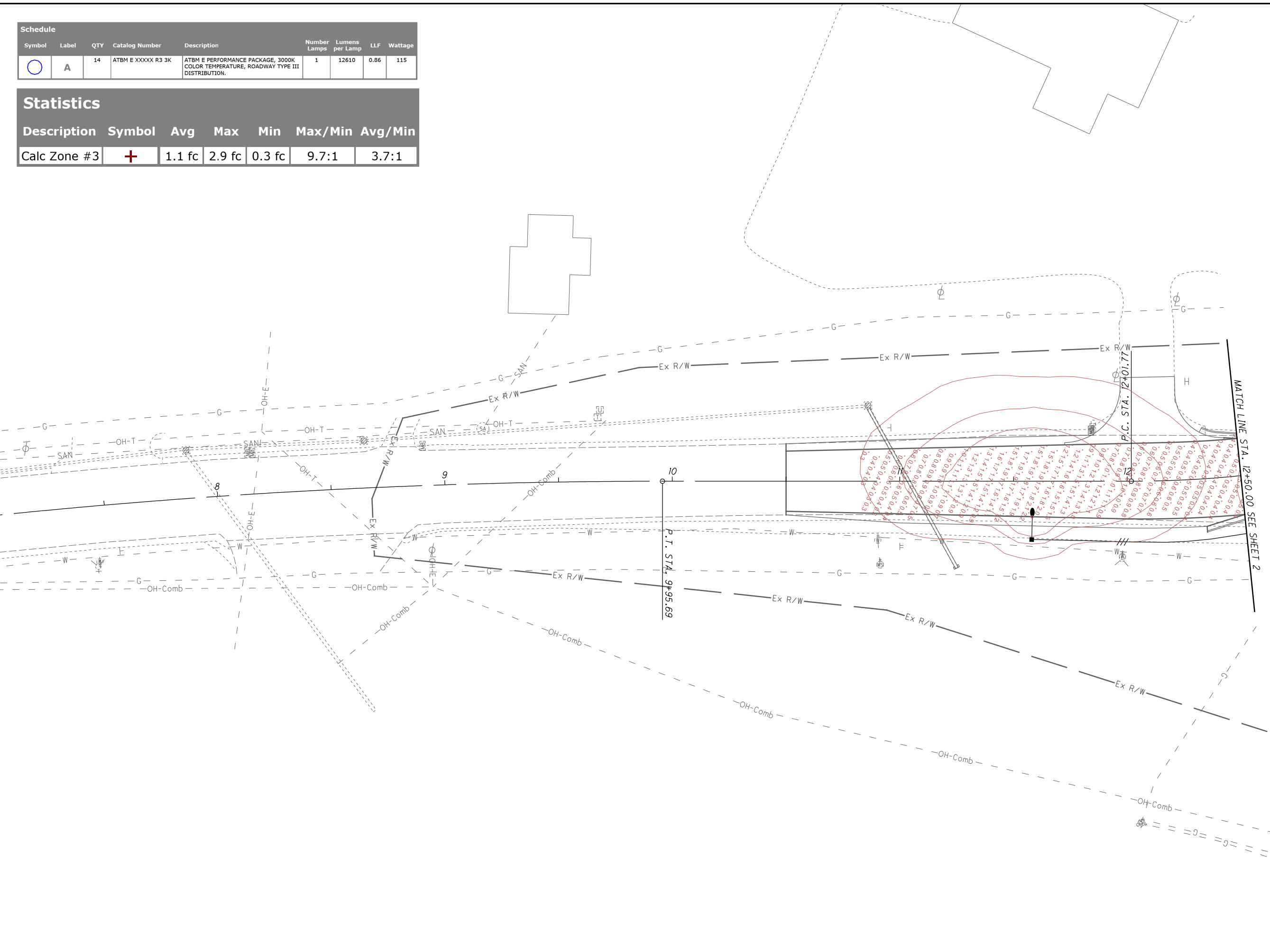
0 20 40
10
HORIZONTAL
SCALE IN FEET

LIGHTING PHOTOMETRICS - AEL
U.S. 250

P:\ADDT\ST\0022_ASD-250-12.74\109129\Design\Lighting\Sheets\109129_PhotometricsAEL.dgn Sheet 11/25/2020 8:03:02 AM CMT004

| Schedule | | | | | | | |
|----------|-------|-----|-------------------|---|--------------|-----------------|-------------|
| Symbol | Label | QTY | Catalog Number | Description | Number Lamps | Lumens per Lamp | LLF Wattage |
| ○ | A | 14 | ATBM E XXXX R3 3K | ATBM E PERFORMANCE PACKAGE, 3000K COLOR TEMPERATURE, ROADWAY TYPE III DISTRIBUTION. | 1 | 12610 | 0.86 115 |

| Statistics | | | | | | |
|--------------|--------|--------|--------|--------|---------|---------|
| Description | Symbol | Avg | Max | Min | Max/Min | Avg/Min |
| Calc Zone #3 | + | 1.1 fc | 2.9 fc | 0.3 fc | 9.7:1 | 3.7:1 |



CALCULATED
 KAM
 CHECKED
 NAU

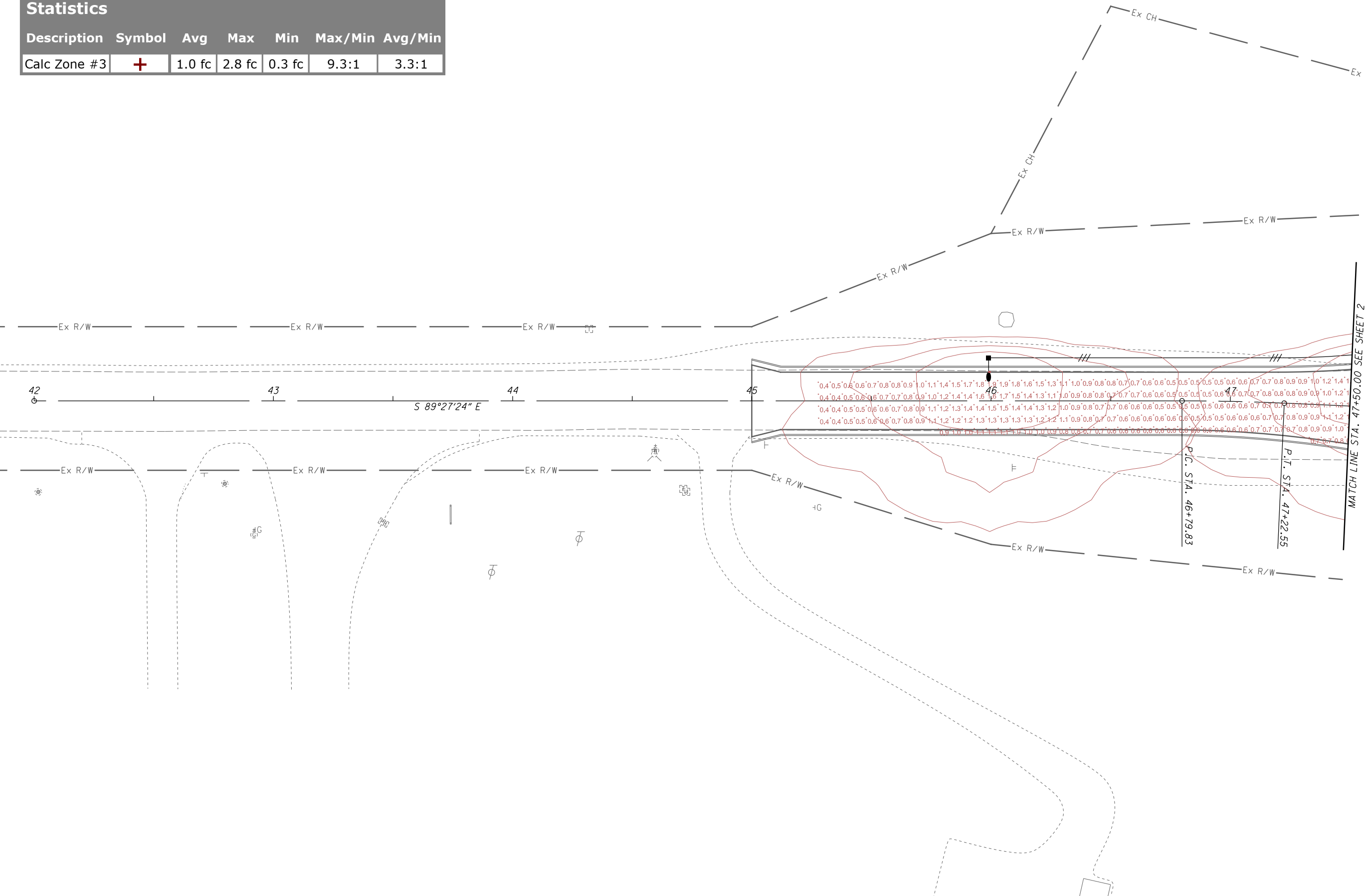
LIGHTING PHOTOMETRICS - AEL
 S.R. 60 SOUTH

ASD-250-12.74

P:\DDT\ST\0022_ASD-250-12.74\109129\Design\Lighting\Sheets\109129_PhotometricsGEI.dgn Sheet 11/25/2020 8:03:05 AM CMT004

| Schedule | | | | | | | | |
|----------|-------|-----|----------------|-------------------------------------|--------------|-----------------|------|---------|
| Symbol | Label | QTY | Catalog Number | Description | Number Lamps | Lumens per Lamp | LLF | Wattage |
| | B | 14 | ERLH_13C330 | Evolve LED Roadway Streetlight-ERLH | 1 | 12500 | 0.86 | 111 |

| Statistics | | | | | | |
|--------------|--------|--------|--------|--------|---------|---------|
| Description | Symbol | Avg | Max | Min | Max/Min | Avg/Min |
| Calc Zone #3 | + | 1.0 fc | 2.8 fc | 0.3 fc | 9.3:1 | 3.3:1 |



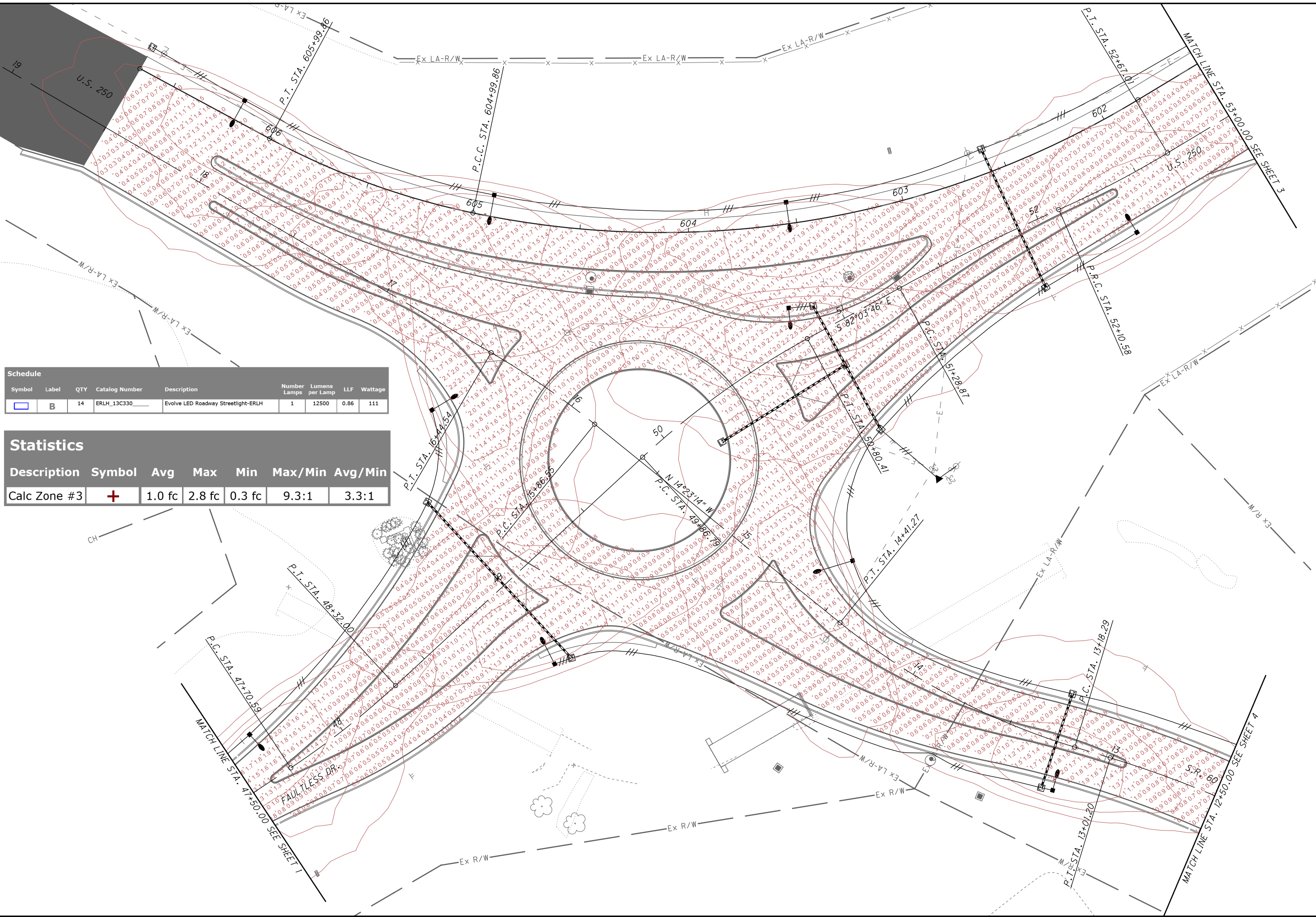
CALCULATED
KAM
CHECKED
NAU

0 20 40
HORIZONTAL
SCALE IN FEET

LIGHTING PHOTOMETRICS - GE
FAULTLESS DRIVE

ASD-250-12.74

P:\DDT\ST\0022_ASD-250-12.74\109129_Lighting\Sheets\109129_PhotometricsGE2.dgn Sheet 11/25/2020 8:03:08 AM CMT004



| Symbol | Label | QTY | Catalog Number | Description | Number Lamps | Lumens per Lamp | LLF | Wattage |
|--------|-------|-----|----------------|-------------------------------------|--------------|-----------------|------|---------|
| | B | 14 | ERLH_13C330 | Evolve LED Roadway Streetlight-ERLH | 1 | 12500 | 0.86 | 111 |

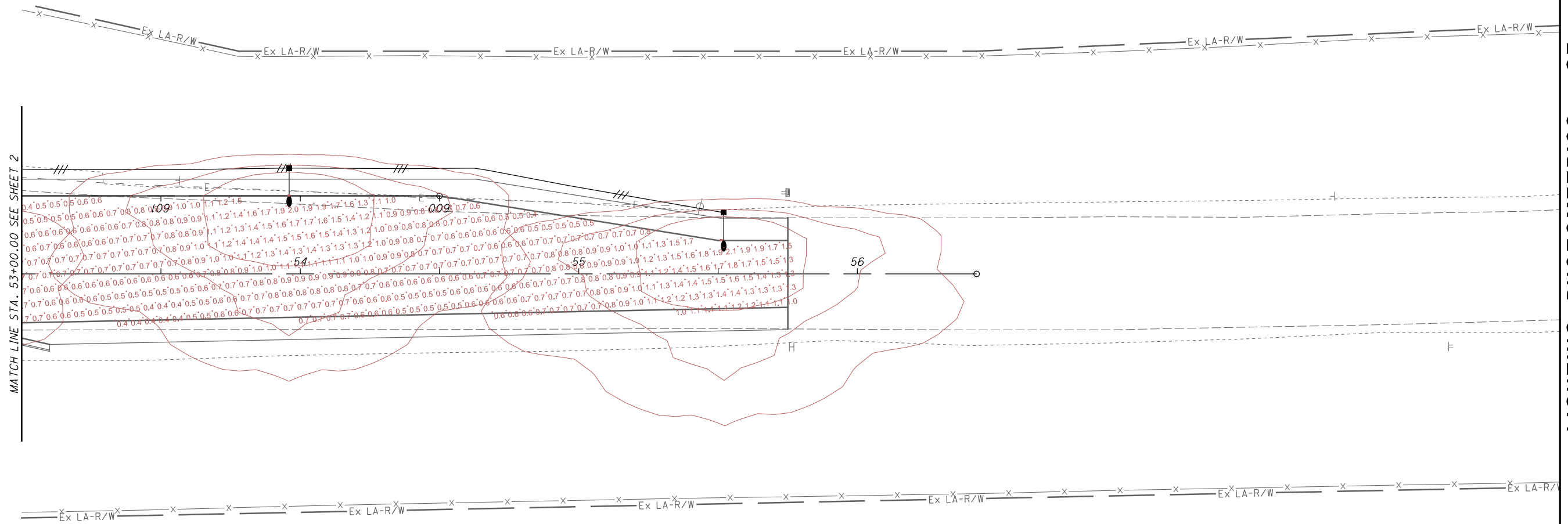
| Description | Symbol | Avg | Max | Min | Max/Min | Avg/Min |
|--------------|--------|--------|--------|--------|---------|---------|
| Calc Zone #3 | | 1.0 fc | 2.8 fc | 0.3 fc | 9.3:1 | 3.3:1 |

CALCULATED
KAM
CHECKED
NAU

HORIZONTAL SCALE IN FEET

**LIGHTING PHOTOMETRICS - GE
U.S. 250 & S.R. 60 ROUNDABOUT**

ASD-250-12.74



| Schedule | | | | | | | | |
|----------|-------|-----|----------------|-------------------------------------|--------------|-----------------|------|---------|
| Symbol | Label | QTY | Catalog Number | Description | Number Lamps | Lumens per Lamp | LLF | Wattage |
| | B | 14 | ERLH_13C330 | Evolve LED Roadway Streetlight-ERLH | 1 | 12500 | 0.86 | 111 |

| Statistics | | | | | | |
|--------------|--------|--------|--------|--------|---------|---------|
| Description | Symbol | Avg | Max | Min | Max/Min | Avg/Min |
| Calc Zone #3 | + | 1.0 fc | 2.8 fc | 0.3 fc | 9.3:1 | 3.3:1 |

CALCULATED
KAM
CHECKED
NAU

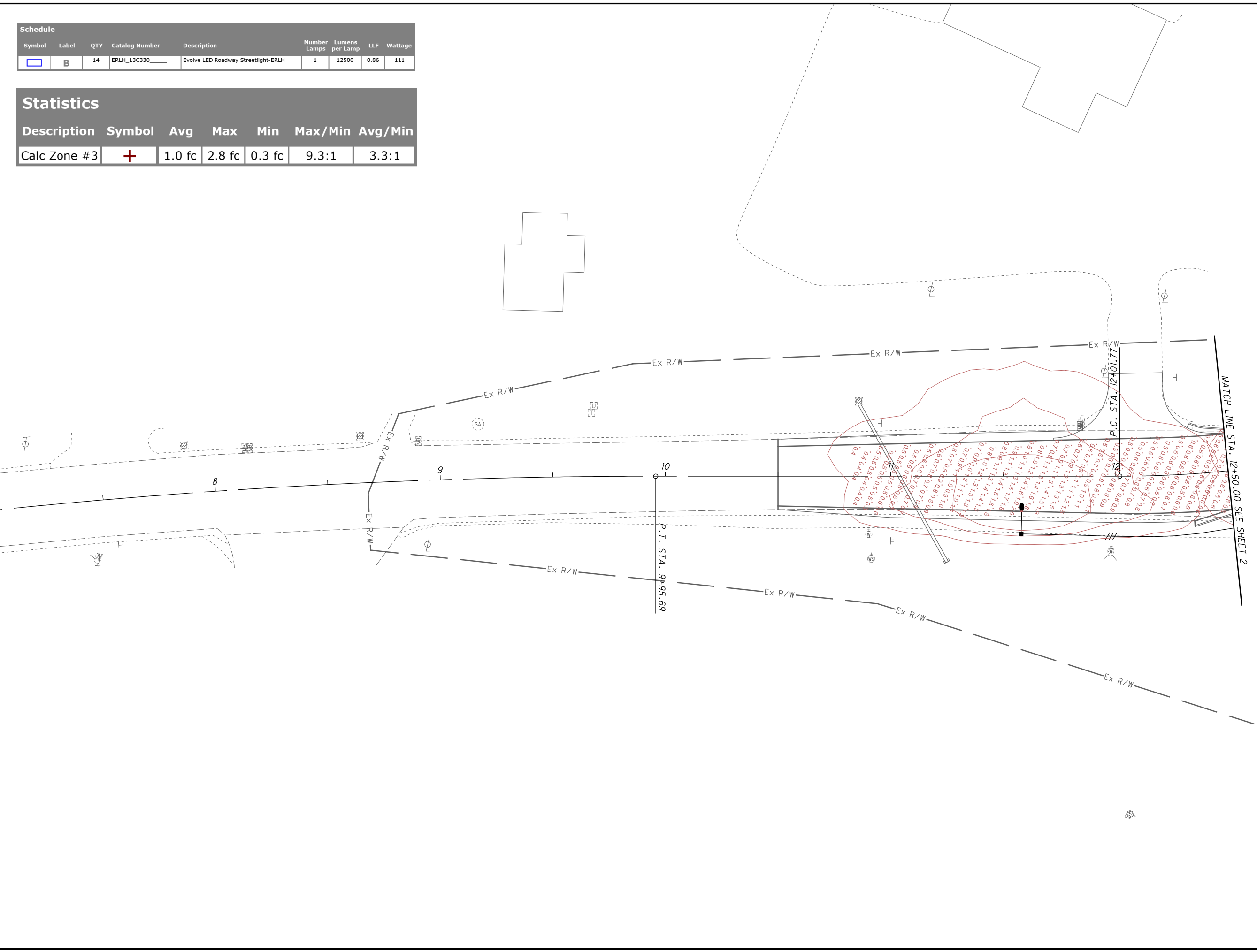
0 20 40
HORIZONTAL
SCALE IN FEET

LIGHTING PHOTOMETRICS - GE
U.S. 250

ASD-250-12.74

| Schedule | | | | | | | | |
|----------|-------|-----|----------------|-------------------------------------|--------------|-----------------|------|---------|
| Symbol | Label | QTY | Catalog Number | Description | Number Lamps | Lumens per Lamp | LLF | Wattage |
| | B | 14 | ERLH_13C330 | Evolve LED Roadway Streetlight-ERLH | 1 | 12500 | 0.86 | 111 |

| Statistics | | | | | | |
|--------------|--------|--------|--------|--------|---------|---------|
| Description | Symbol | Avg | Max | Min | Max/Min | Avg/Min |
| Calc Zone #3 | | 1.0 fc | 2.8 fc | 0.3 fc | 9.3:1 | 3.3:1 |



CALCULATED
KAM
CHECKED
NAU

0 20 40
HORIZONTAL
SCALE IN FEET

LIGHTING PHOTOMETRICS - GE
S.R. 60 SOUTH

ASD-250-12.74