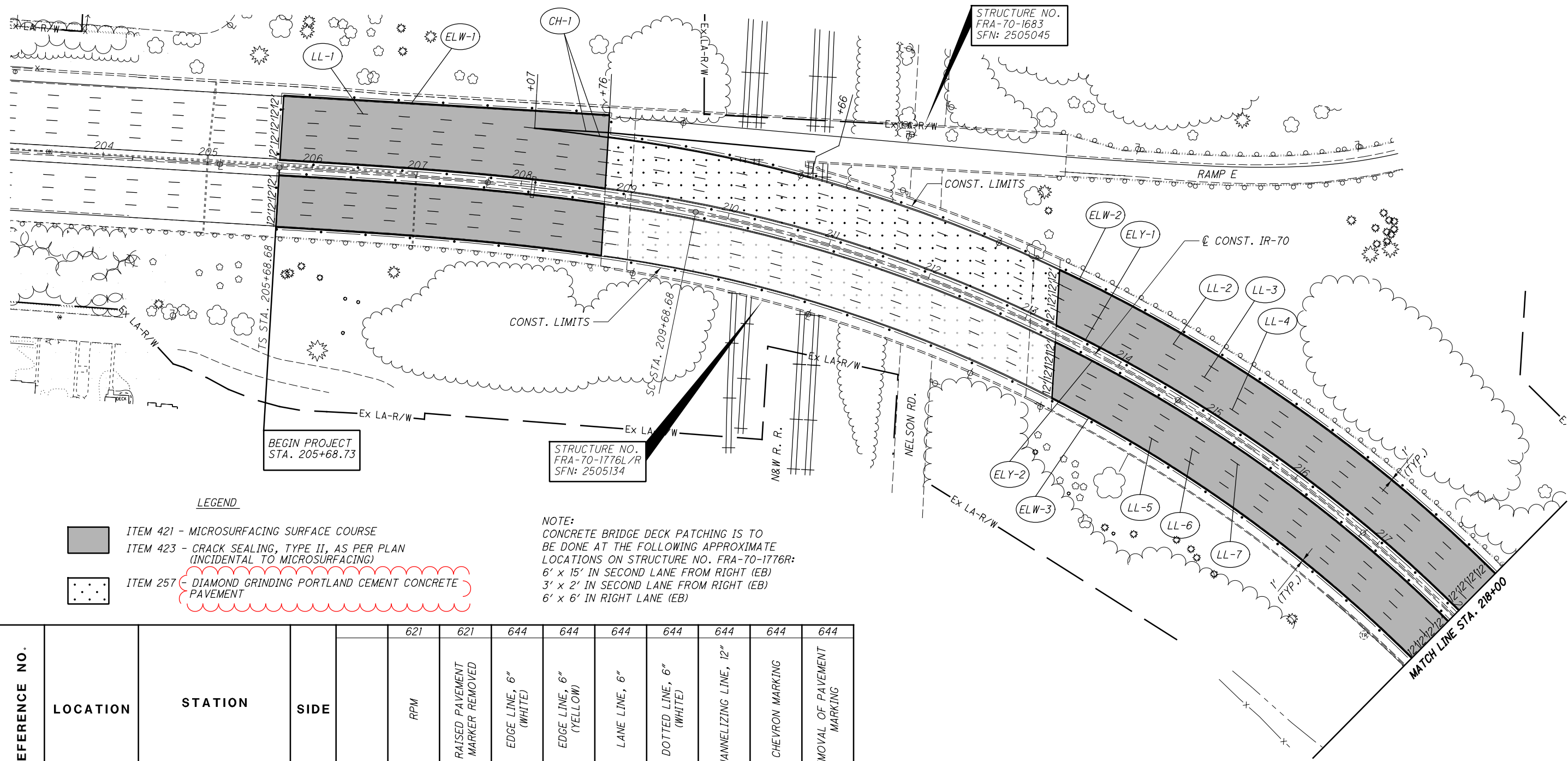






G:\ProjectData\2021\FRA-70-16.75\Design\Roadway\Sheets\1421L\_GP001.dgn 7/27/2021 5:30:47 PM bradyb



- LEGEND**
- ITEM 421 - MICROSURFACING SURFACE COURSE
  - ITEM 423 - CRACK SEALING, TYPE II, AS PER PLAN (INCIDENTAL TO MICROSURFACING)
  - ITEM 257 - DIAMOND GRINDING PORTLAND CEMENT CONCRETE PAVEMENT

**NOTE:**  
 CONCRETE BRIDGE DECK PATCHING IS TO BE DONE AT THE FOLLOWING APPROXIMATE LOCATIONS ON STRUCTURE NO. FRA-70-1776R:  
 6' x 15' IN SECOND LANE FROM RIGHT (EB)  
 3' x 2' IN SECOND LANE FROM RIGHT (EB)  
 6' x 6' IN RIGHT LANE (EB)

| REFERENCE NO.                 | LOCATION | STATION   |        | SIDE | ITEMS |                                |                       |                        |               |                         |                        |                 |                             |
|-------------------------------|----------|-----------|--------|------|-------|--------------------------------|-----------------------|------------------------|---------------|-------------------------|------------------------|-----------------|-----------------------------|
|                               |          | FROM      | TO     |      | RPM   | RAISED PAVEMENT MARKER REMOVED | EDGE LINE, 6" (WHITE) | EDGE LINE, 6" (YELLOW) | LANE LINE, 6" | DOTTED LINE, 6" (WHITE) | CHANNELIZING LINE, 12" | CHEVRON MARKING | REMOVAL OF PAVEMENT MARKING |
|                               |          |           |        |      | EACH  | EACH                           | MILE                  | MILE                   | MILE          | FT                      | FT                     | FT              | MILE                        |
| CH-1                          | IR-70    | 208+07    | 208+76 | LT.  |       |                                |                       |                        |               |                         | 138                    |                 | 0.03                        |
| ELW-1                         | IR-70    | 205+68.73 | 208+76 | LT.  |       |                                | 0.06                  |                        |               |                         |                        |                 | 0.06                        |
| ELW-2                         | IR-70    | 208+76    | 218+00 | LT.  |       |                                | 0.18                  |                        |               |                         |                        |                 | 0.18                        |
| ELW-3                         | IR-70    | 205+68.73 | 218+00 | RT.  |       |                                | 0.24                  |                        |               |                         |                        |                 | 0.24                        |
| ELY-1                         | IR-70    | 205+68.73 | 218+00 | LT.  |       |                                |                       | 0.24                   |               |                         |                        |                 | 0.24                        |
| ELY-2                         | IR-70    | 205+68.73 | 218+00 | RT.  |       |                                |                       | 0.24                   |               |                         |                        |                 | 0.24                        |
| LL-1                          | IR-70    | 205+68.73 | 208+07 | LT.  | 4     | 4                              |                       |                        | 0.05          |                         |                        |                 | 0.05                        |
| LL-2                          | IR-70    | 205+68.73 | 218+00 | LT.  | 16    | 16                             |                       |                        | 0.24          |                         |                        |                 | 0.24                        |
| LL-3                          | IR-70    | 205+68.73 | 218+00 | LT.  | 16    | 16                             |                       |                        | 0.24          |                         |                        |                 | 0.24                        |
| LL-4                          | IR-70    | 205+68.73 | 218+00 | LT.  | 16    | 16                             |                       |                        | 0.24          |                         |                        |                 | 0.24                        |
| LL-5                          | IR-70    | 205+68.73 | 218+00 | RT.  | 16    | 16                             |                       |                        | 0.24          |                         |                        |                 | 0.24                        |
| LL-6                          | IR-70    | 205+68.73 | 218+00 | RT.  | 16    | 16                             |                       |                        | 0.24          |                         |                        |                 | 0.24                        |
| LL-7                          | IR-70    | 205+68.73 | 218+00 | RT.  | 16    | 16                             |                       |                        | 0.24          |                         |                        |                 | 0.24                        |
| SUB-TOTAL                     |          |           |        |      |       |                                | 0.48                  | 0.48                   |               |                         | 138                    |                 | 2.48                        |
| TOTALS CARRIED TO SUB-SUMMARY |          |           |        |      | 100   | 100                            | 0.96                  | 1.49                   |               |                         | 138                    |                 | 2.48                        |

| STATION                       | SIDE      | AREA | ITEMS  |                               |   |
|-------------------------------|-----------|------|--|-------------------------------|---|
|                               |           |      | DIAMOND GRINDING PORTLAND CEMENT CONCRETE PAVEMENT | MICROSURFACING SURFACE COURSE | SPECIAL - PATCHING CONCRETE BRIDGE DECK |
| FROM                          | TO        | SF   | SY   | SY                            | SY                                      |
| 205+68.73                     | 208+80.59 | LT.  | 20,005   |                               |   |
| 205+68.73                     | 208+80.59 | RT.  | 15,596   |                               |   |
| 208+80.59                     | 213+32.57 | LT.  | 22,569   | 2,508                         |   |
| 208+80.59                     | 213+32.57 | RT.  | 22,643   | 2,516                         | 30                                      |
| 213+32.57                     | 218+00.00 | LT.  | 24,558   |                               |   |
| 213+32.57                     | 218+00.00 | RT.  | 22,186   |                               |   |
| TOTALS CARRIED TO SUB-SUMMARY |           |      | 5,024  | 9,151                         | 30                                      |

25  
HORIZONTAL  
SCALE IN FEET

0 50 100

CALCULATED JAS  
CHECKED BBB

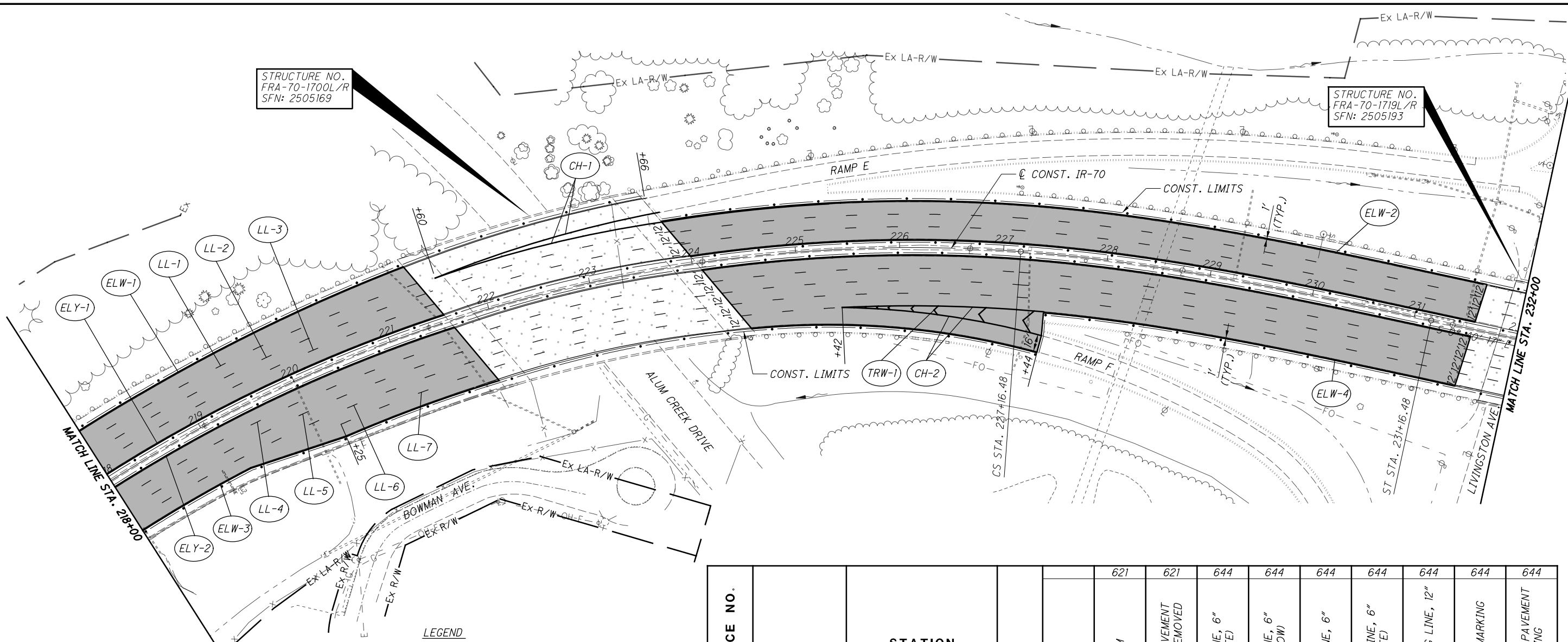
PLAN IR-70

STA. 203+50.00 TO STA. 218+00.00

FRA-70-16.75  
(FRA-270/315)

14  
35

G:\ProjectData\2021\FRA\142\FRA-70-16.75\Design\Roadway\Sheets\142IL\_GP002.dgn 7/27/2021 5:30:48 PM brady



STRUCTURE NO.  
FRA-70-1700L/R  
SFN: 2505169

STRUCTURE NO.  
FRA-70-1719L/R  
SFN: 2505193

**LEGEND**

- ITEM 421 - MICROSURFACING SURFACE COURSE
- ITEM 423 - CRACK SEALING, TYPE II, AS PER PLAN (INCIDENTAL TO MICROSURFACING)
- ITEM 257 - DIAMOND GRINDING PORTLAND CEMENT CONCRETE PAVEMENT

| STATION                       |           | SIDE | AREA   | 257   |    | 421    |    |
|-------------------------------|-----------|------|--------|-------|----|--------|----|
| FROM                          | TO        |      |        | SF    | SY | SF     | SY |
| 218+00.00                     | 221+60.09 | LT.  | 18,521 |       |    | 2,058  |    |
| 218+00.00                     | 221+60.09 | RT.  | 20,739 |       |    | 2,305  |    |
| 221+60.09                     | 224+04.28 | LT.  | 14,327 | 1,592 |    |        |    |
| 221+60.09                     | 224+04.28 | RT.  | 15,351 | 1,706 |    |        |    |
| 224+04.28                     | 231+57.29 | LT.  | 29,679 |       |    | 3,298  |    |
| 224+04.28                     | 231+57.29 | RT.  | 42,140 |       |    | 4,683  |    |
| 231+57.29                     | 232+00.00 | LT.  | 1,530  | 170   |    |        |    |
| 231+57.29                     | 232+00.00 | RT.  | 2,286  | 254   |    |        |    |
| TOTALS CARRIED TO SUB-SUMMARY |           |      |        | 3,722 |    | 12,344 |    |

| REFERENCE NO.                 | LOCATION | STATION |        | SIDE | RPM | RAISED PAVEMENT MARKER REMOVED | EDGE LINE, 6" (WHITE) | EDGE LINE, 6" (YELLOW) | LANE LINE, 6" | DOTTED LINE, 6" (WHITE) | CHANNELIZING LINE, 12" | CHEVRON MARKING | REMOVAL OF PAVEMENT MARKING |      |
|-------------------------------|----------|---------|--------|------|-----|--------------------------------|-----------------------|------------------------|---------------|-------------------------|------------------------|-----------------|-----------------------------|------|
|                               |          | FROM    | TO     |      |     |                                |                       |                        |               |                         |                        |                 |                             | EACH |
| CH-2                          | IR-70    | 221+60  | 223+66 | LT.  |     |                                |                       |                        |               |                         |                        | 412             | 0.08                        |      |
| CH-2                          | IR-70    | 225+42  | 227+44 | RT.  |     |                                |                       |                        |               |                         | 404                    |                 | 0.08                        |      |
| ELW-1                         | IR-70    | 218+00  | 223+66 | LT.  |     |                                | 0.11                  |                        |               |                         |                        |                 | 0.11                        |      |
| ELW-2                         | IR-70    | 223+66  | 232+00 | LT.  |     |                                | 0.16                  |                        |               |                         |                        |                 | 0.16                        |      |
| ELW-3                         | IR-70    | 218+00  | 227+44 | RT.  |     |                                | 0.18                  |                        |               |                         |                        |                 | 0.18                        |      |
| ELW-4                         | IR-70    | 227+44  | 232+00 | RT.  |     |                                | 0.09                  |                        |               |                         |                        |                 | 0.09                        |      |
| ELY-1                         | IR-70    | 218+00  | 232+00 | LT.  |     |                                |                       | 0.27                   |               |                         |                        |                 | 0.27                        |      |
| ELY-2                         | IR-70    | 218+00  | 232+00 | RT.  |     |                                |                       | 0.27                   |               |                         |                        |                 | 0.27                        |      |
| LL-1                          | IR-70    | 218+00  | 221+60 | LT.  | 6   | 6                              |                       |                        | 0.07          |                         |                        |                 | 0.07                        |      |
| LL-2                          | IR-70    | 218+00  | 232+00 | LT.  | 19  | 19                             |                       |                        | 0.27          |                         |                        |                 | 0.27                        |      |
| LL-3                          | IR-70    | 218+00  | 232+00 | LT.  | 19  | 19                             |                       |                        | 0.27          |                         |                        |                 | 0.27                        |      |
| LL-4                          | IR-70    | 218+00  | 232+00 | RT.  | 19  | 19                             |                       |                        | 0.27          |                         |                        |                 | 0.27                        |      |
| LL-5                          | IR-70    | 218+00  | 232+00 | RT.  | 19  | 19                             |                       |                        | 0.27          |                         |                        |                 | 0.27                        |      |
| LL-6                          | IR-70    | 218+00  | 232+00 | RT.  | 19  | 19                             |                       |                        | 0.27          |                         |                        |                 | 0.27                        |      |
| LL-7                          | IR-70    | 220+25  | 225+42 | RT.  | 8   | 8                              |                       |                        | 0.10          |                         |                        |                 | 0.10                        |      |
| TRW-1                         | IR-70    | 225+42  | 227+44 | RT.  |     |                                |                       |                        |               |                         |                        | 78              | 0.01                        |      |
| SUB-TOTAL                     |          |         |        |      |     |                                | 0.54                  | 0.54                   |               |                         |                        | 816             | 78                          |      |
| TOTALS CARRIED TO SUB-SUMMARY |          |         |        |      | 109 | 109                            | 1.08                  |                        | 1.52          |                         |                        | 816             | 78                          | 2.77 |

CALCULATED: JAS  
CHECKED: BBB

0 50 100  
HORIZONTAL SCALE IN FEET

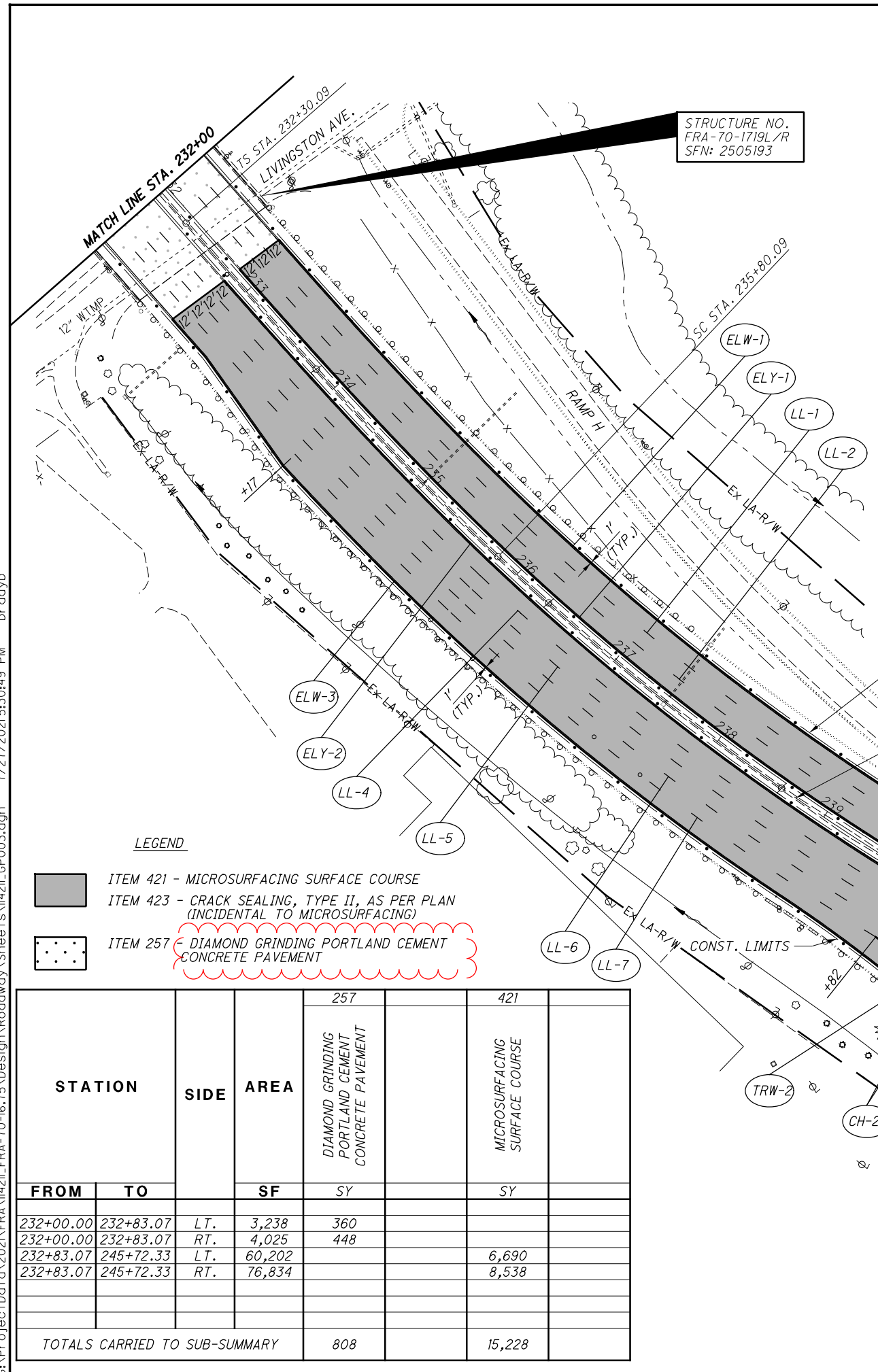
PLAN IR-70  
STA. 218+00.00 TO STA. 232+00.00

FRA-70-16.75  
(FRA-270/315)

15  
35



G:\ProjectData\2021\FRA-70-16.75\Design\Roadway\Sheets\1421L\GP003.dgn 7/27/2021 5:30:49 PM bradyb



| REFERENCE NO.                 | LOCATION | STATION |           | SIDE | RPM | RAISED PAVEMENT MARKER REMOVED | EDGE LINE, 6" (WHITE) | EDGE LINE, 6" (YELLOW) | LANE LINE, 6" | DOTTED LINE, 6" (WHITE) | CHANNELIZING LINE, 12" | CHEVRON MARKING | REMOVAL OF PAVEMENT MARKING |
|-------------------------------|----------|---------|-----------|------|-----|--------------------------------|-----------------------|------------------------|---------------|-------------------------|------------------------|-----------------|-----------------------------|
|                               |          | FROM    | TO        |      |     |                                |                       |                        |               |                         |                        |                 |                             |
| CH-1                          | IR-70    | 239+57  | 242+71    | LT.  |     |                                |                       |                        |               |                         |                        |                 |                             |
| CH-2                          | IR-70    | 239+82  | 241+17    | RT.  |     |                                |                       |                        |               |                         |                        | 628             | 0.12                        |
| ELW-1                         | IR-70    | 232+00  | 239+57    | LT.  |     |                                | 0.15                  |                        |               |                         |                        |                 | 0.15                        |
| ELW-2                         | IR-70    | 239+57  | 245+29.59 | LT.  |     |                                | 0.11                  |                        |               |                         |                        |                 | 0.11                        |
| ELW-3                         | IR-70    | 232+00  | 241+17    | RT.  |     |                                | 0.18                  |                        |               |                         |                        |                 | 0.18                        |
| ELW-4                         | IR-70    | 241+17  | 245+29.59 | RT.  |     |                                | 0.08                  |                        |               |                         |                        |                 | 0.08                        |
| ELY-1                         | IR-70    | 232+00  | 245+29.59 | LT.  |     |                                |                       | 0.26                   |               |                         |                        |                 | 0.26                        |
| ELY-2                         | IR-70    | 232+00  | 245+29.59 | RT.  |     |                                |                       | 0.26                   |               |                         |                        |                 | 0.26                        |
| LL-1                          | IR-70    | 232+00  | 245+29.59 | LT.  | 18  | 18                             |                       |                        | 0.26          |                         |                        |                 | 0.26                        |
| LL-2                          | IR-70    | 232+00  | 245+29.59 | LT.  | 18  | 18                             |                       |                        | 0.26          |                         |                        |                 | 0.26                        |
| LL-3                          | IR-70    | 242+71  | 245+29.59 | LT.  | 5   | 5                              |                       |                        | 0.05          |                         |                        |                 | 0.05                        |
| LL-4                          | IR-70    | 232+00  | 245+29.59 | RT.  | 18  | 18                             |                       |                        | 0.26          |                         |                        |                 | 0.26                        |
| LL-5                          | IR-70    | 232+00  | 245+29.59 | RT.  | 18  | 18                             |                       |                        | 0.26          |                         |                        |                 | 0.26                        |
| LL-6                          | IR-70    | 232+00  | 245+29.59 | RT.  | 18  | 18                             |                       |                        | 0.26          |                         |                        |                 | 0.26                        |
| LL-7                          | IR-70    | 234+17  | 239+82    | RT.  | 8   | 8                              |                       |                        | 0.11          |                         |                        |                 | 0.11                        |
| TRW-1                         | IR-70    | 239+57  | 242+71    | LT.  |     |                                |                       |                        |               |                         |                        | 100             | 0.02                        |
| TRW-2                         | IR-70    | 239+82  | 241+17    | RT.  |     |                                |                       |                        |               |                         |                        | 56              | 0.01                        |
| SUB-TOTAL                     |          |         |           |      |     |                                | 0.52                  | 0.52                   |               |                         |                        |                 |                             |
| TOTALS CARRIED TO SUB-SUMMARY |          |         |           |      | 103 | 103                            | 1.04                  | 1.46                   |               |                         | 898                    | 156             | 2.70                        |

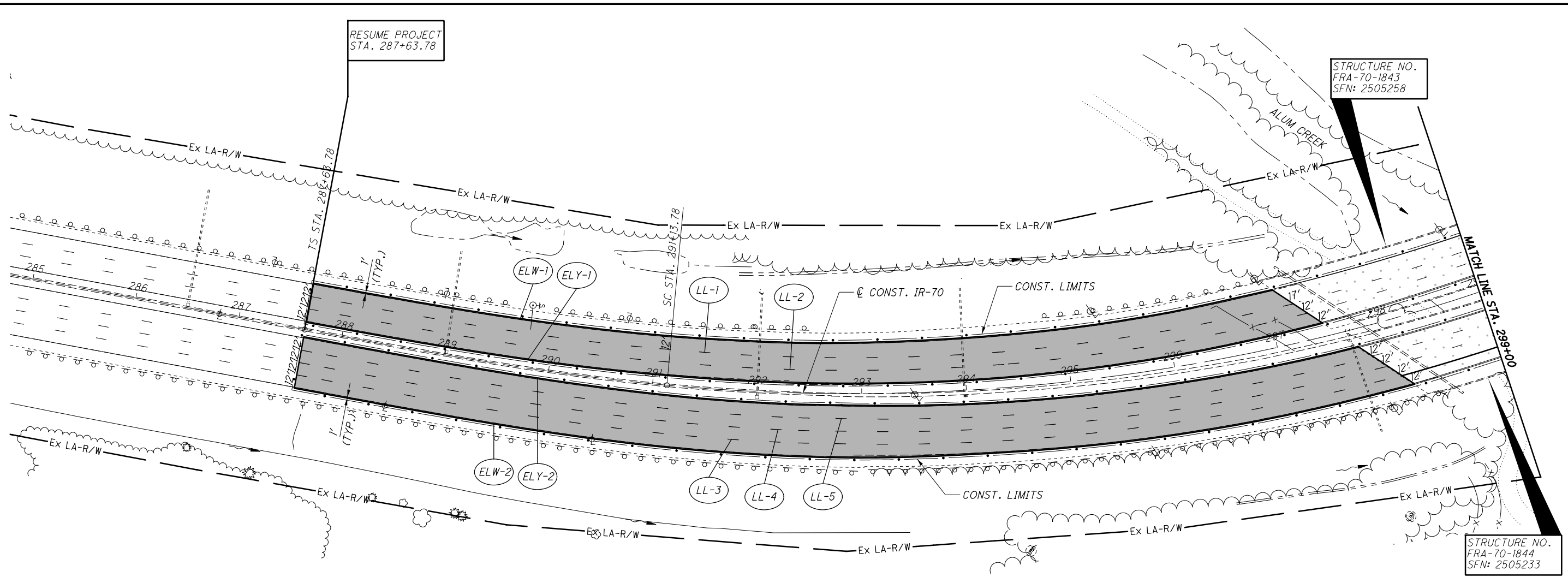
| STATION                       | SIDE      | AREA | 257  |     | 421                           |        |
|-------------------------------|-----------|------|--|-----|-------------------------------|--------|
|                               |           |      | DIAMOND GRINDING PORTLAND CEMENT CONCRETE PAVEMENT |     | MICROSURFACING SURFACE COURSE |        |
| FROM                          | TO        | SF   | SY   | SY  |                               |        |
| 232+00.00                     | 232+83.07 | LT.  | 3,238  | 360 |                               |        |
| 232+00.00                     | 232+83.07 | RT.  | 4,025  | 448 |                               |        |
| 232+83.07                     | 245+72.33 | LT.  | 60,202   |     | 6,690                         |        |
| 232+83.07                     | 245+72.33 | RT.  | 76,834   |     | 8,538                         |        |
| TOTALS CARRIED TO SUB-SUMMARY |           |      |  | 808 |                               | 15,228 |

25  
50  
100  
HORIZONTAL SCALE IN FEET

PLAN IR-70  
STA. 232+00.00 TO STA. 248+00.00

16  
35

G:\ProjectData\2021\FRA\142IL\FRA-70-16.75\Design\Roadway\Sheets\142IL\_GPO04.dgn 7/27/2021 5:30:50 PM bradyb



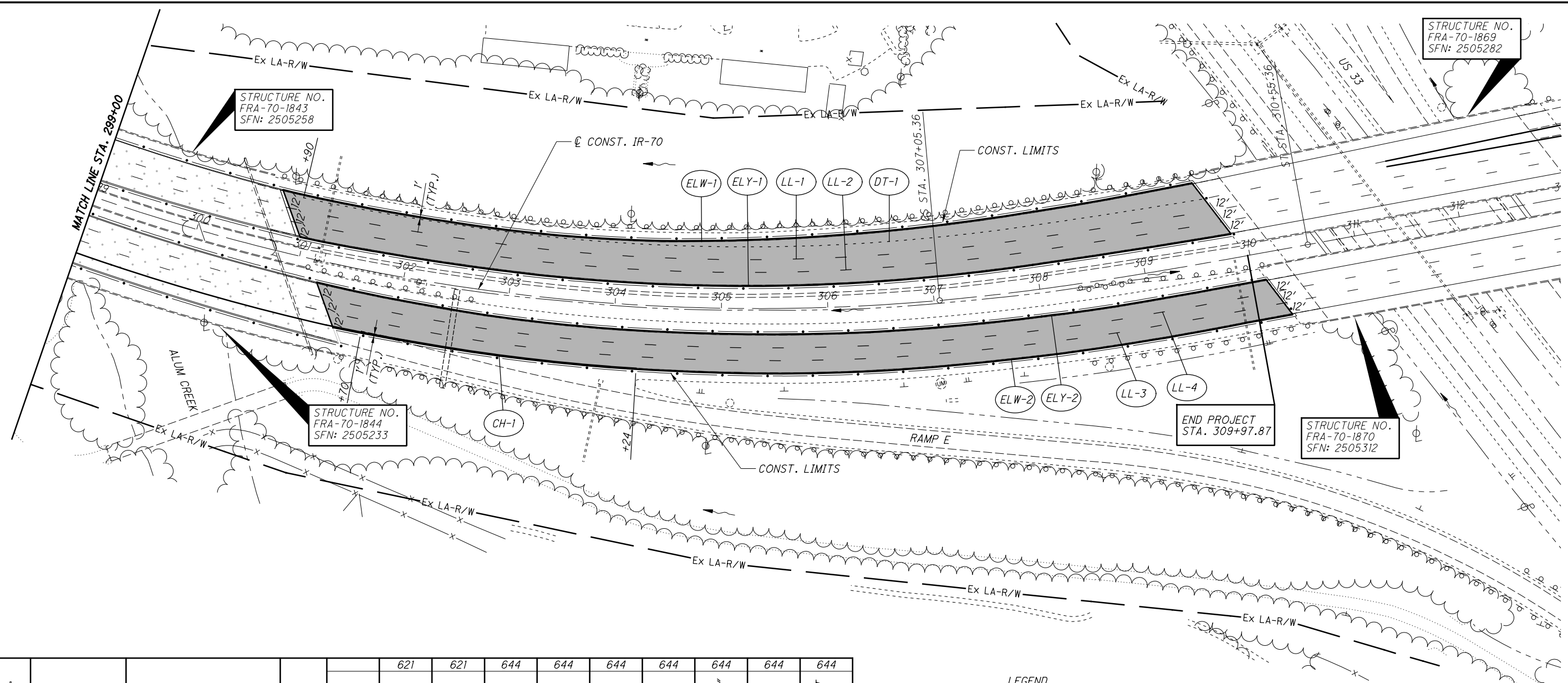
**LEGEND**

- ITEM 421 - MICROSURFACING SURFACE COURSE
- ITEM 423 - CRACK SEALING, TYPE II, AS PER PLAN (INCIDENTAL TO MICROSURFACING)
- ITEM 257 - DIAMOND GRINDING PORTLAND CEMENT CONCRETE PAVEMENT

| REFERENCE NO.                 | LOCATION | STATION   |        | SIDE | 621  |                                | 644                   |                        | 644           |                         | 644                    |                 | 644                         |  |  |
|-------------------------------|----------|-----------|--------|------|------|--------------------------------|-----------------------|------------------------|---------------|-------------------------|------------------------|-----------------|-----------------------------|--|--|
|                               |          | FROM      | TO     |      | RPM  | RAISED PAVEMENT MARKER REMOVED | EDGE LINE, 6" (WHITE) | EDGE LINE, 6" (YELLOW) | LANE LINE, 6" | DOTTED LINE, 6" (WHITE) | CHANNELIZING LINE, 12" | CHEVRON MARKING | REMOVAL OF PAVEMENT MARKING |  |  |
|                               |          | EACH      | EACH   | MILE | MILE | MILE                           | FT                    | FT                     | FT            | FT                      | MILE                   |                 |                             |  |  |
| ELW-1                         | IR-70    | 287+64.20 | 299+00 | LT.  |      |                                | 0.22                  |                        |               |                         | 0.22                   |                 |                             |  |  |
| ELW-2                         | IR-70    | 287+64.20 | 299+00 | RT.  |      |                                | 0.22                  |                        |               |                         | 0.22                   |                 |                             |  |  |
| ELY-1                         | IR-70    | 287+64.20 | 299+00 | LT.  |      |                                |                       | 0.22                   |               |                         | 0.22                   |                 |                             |  |  |
| ELY-2                         | IR-70    | 287+64.20 | 299+00 | RT.  |      |                                |                       | 0.22                   |               |                         | 0.22                   |                 |                             |  |  |
| LL-1                          | IR-70    | 287+64.20 | 299+00 | LT.  | 16   | 16                             |                       |                        | 0.22          |                         | 0.22                   |                 |                             |  |  |
| LL-2                          | IR-70    | 287+64.20 | 299+00 | LT.  | 16   | 16                             |                       |                        | 0.22          |                         | 0.22                   |                 |                             |  |  |
| LL-3                          | IR-70    | 287+64.20 | 299+00 | RT.  | 16   | 16                             |                       |                        | 0.22          |                         | 0.22                   |                 |                             |  |  |
| LL-4                          | IR-70    | 287+64.20 | 299+00 | RT.  | 16   | 16                             |                       |                        | 0.22          |                         | 0.22                   |                 |                             |  |  |
| LL-5                          | IR-70    | 287+64.20 | 299+00 | RT.  | 16   | 16                             |                       |                        | 0.22          |                         | 0.22                   |                 |                             |  |  |
| SUB-TOTAL                     |          |           |        |      |      |                                | 0.44                  | 0.44                   |               |                         |                        |                 |                             |  |  |
| TOTALS CARRIED TO SUB-SUMMARY |          |           |        |      | 80   | 80                             | 0.88                  | 1.10                   |               |                         |                        | 1.98            |                             |  |  |

| STATION                       |           | SIDE | AREA   | 257 |       | 421 |
|-------------------------------|-----------|------|--------|-----|-------|-----|
| FROM                          | TO        |      |        | SF  | SY    |     |
| 287+63.78                     | 297+59.28 | LT.  | 37,770 |     | 4,197 |     |
| 287+63.78                     | 297+59.28 | RT.  | 51,860 |     | 5,763 |     |
| 297+59.28                     | 299+00.00 | LT.  | 7,173  | 797 |       |     |
| 297+59.28                     | 299+00.00 | RT.  | 5,151  | 573 |       |     |
| TOTALS CARRIED TO SUB-SUMMARY |           |      | 1,370  |     | 9,960 |     |

G:\ProjectData\2021\FRA\142IL\FRA-70-16.75\Design\Roadway\Sheets\142IL\_GP005.dgn 7/27/2021 5:30:51 PM bradyb



CALCULATED JAS  
 CHECKED BBB  
 HORIZONTAL SCALE IN FEET  
 0 50 100

PLAN IR-70  
 STA. 299+00.00 TO STA. 313+00.00

| REFERENCE NO.                 | LOCATION | STATION |        | SIDE | RPM | RAISED PAVEMENT MARKER REMOVED | EDGE LINE, 6" (WHITE) | EDGE LINE, 6" (YELLOW) | LANE LINE, 6" | DOTTED LINE, 6" (WHITE) | CHANNELIZING LINE, 12" | CHEVRON MARKING | REMOVAL OF PAVEMENT MARKING |      |      |
|-------------------------------|----------|---------|--------|------|-----|--------------------------------|-----------------------|------------------------|---------------|-------------------------|------------------------|-----------------|-----------------------------|------|------|
|                               |          | FROM    | TO     |      |     |                                |                       |                        |               |                         |                        |                 |                             |      |      |
| CH-1                          | IR-70    | 301+70  | 304+24 | RT.  |     |                                |                       |                        |               |                         |                        |                 | 254                         | 0.05 |      |
| DT-1                          | IR-70    | 300+90  | 309+67 | LT.  |     |                                |                       |                        |               | 877                     |                        |                 |                             | 0.17 |      |
| ELW-1                         | IR-70    | 299+00  | 309+59 | LT.  |     |                                | 0.20                  |                        |               |                         |                        |                 |                             | 0.20 |      |
| ELW-2                         | IR-70    | 299+00  | 301+52 | RT.  |     |                                | 0.05                  |                        |               |                         |                        |                 |                             | 0.05 |      |
| ELW-3                         | IR-70    | 304+24  | 310+30 | RT.  |     |                                | 0.12                  |                        |               |                         |                        |                 |                             | 0.12 |      |
| ELY-1                         | IR-70    | 299+00  | 309+86 | LT.  |     |                                |                       | 0.21                   |               |                         |                        |                 |                             | 0.21 |      |
| ELY-2                         | IR-70    | 299+00  | 310+12 | RT.  |     |                                |                       | 0.21                   |               |                         |                        |                 |                             | 0.21 |      |
| LL-1                          | IR-70    | 299+00  | 309+74 | LT.  | 15  | 15                             |                       |                        | 0.21          |                         |                        |                 |                             | 0.21 |      |
| LL-2                          | IR-70    | 299+00  | 309+80 | LT.  | 15  | 15                             |                       |                        | 0.21          |                         |                        |                 |                             | 0.21 |      |
| LL-3                          | IR-70    | 299+00  | 310+24 | RT.  | 16  | 16                             |                       |                        | 0.22          |                         |                        |                 |                             | 0.22 |      |
| LL-4                          | IR-70    | 299+00  | 310+18 | RT.  | 15  | 15                             |                       |                        | 0.22          |                         |                        |                 |                             | 0.22 |      |
| SUB-TOTAL                     |          |         |        |      |     |                                | 0.37                  | 0.42                   |               |                         |                        |                 |                             |      |      |
| TOTALS CARRIED TO SUB-SUMMARY |          |         |        |      | 61  | 61                             | 0.79                  | 0.86                   | 877           | 254                     |                        |                 |                             |      | 1.87 |

**LEGEND**

- ITEM 421 - MICROSURFACING SURFACE COURSE
- ITEM 423 - CRACK SEALING, TYPE II, AS PER PLAN (INCIDENTAL TO MICROSURFACING)
- ITEM 257 - DIAMOND GRINDING PORTLAND CEMENT CONCRETE PAVEMENT

| STATION                       | SIDE      | AREA | 257  |       | 421                           |  |
|-------------------------------|-----------|------|--|-------|-------------------------------|--|
|                               |           |      | DIAMOND GRINDING PORTLAND CEMENT CONCRETE PAVEMENT |       | MICROSURFACING SURFACE COURSE |  |
| FROM                          | TO        | SF   | SY   | SY    |                               |  |
| 299+00.00                     | 301+07.66 | LT.  | 7,282  | 810   |                               |  |
| 299+00.00                     | 301+07.66 | RT.  | 11,839   | 1,316 |                               |  |
| 301+07.66                     | 309+97.87 | LT.  | 38,872   |       | 4,320                         |  |
| 301+07.66                     | 309+97.87 | RT.  | 33,640   |       | 3,738                         |  |
| TOTALS CARRIED TO SUB-SUMMARY |           |      | 2,126  |       | 8,058                         |  |