STATE OF OHIO
DEPARTMENT OF TRANSPORTATION

HAM-COLUMBIA CONNECTOR

VILLAGE OF MARIEMONT
COLUMBIA TOWNSHIP
HAMILTON COUNTY

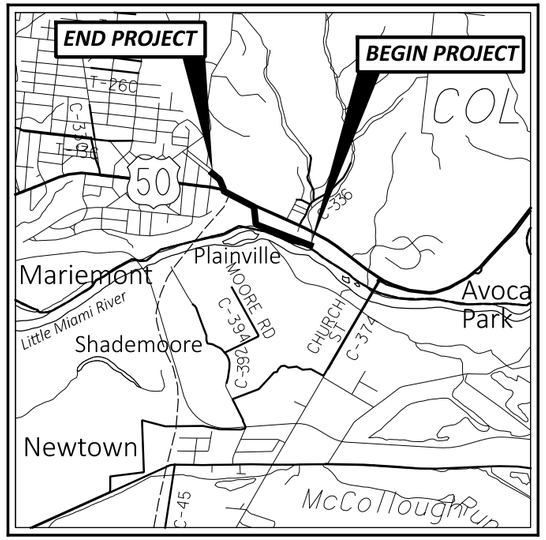

LOCATION MAP

LATITUDE: N 39°08'35" LONGITUDE: 84°21'47" W

PORTION TO BE IMPROVED
INTERSTATE HIGHWAY
FEDERAL ROUTES
STATE ROUTES
COUNTY & TOWNSHIP ROADS
OTHER ROADS

DESIGN DESIGNATION	***TRAIL***	***US 50***
CURRENT ADT (2022)		*20204*
DESIGN YEAR ADT (2045)		*24851*
DESIGN HOURLY VOLUME (2045)		*2237*
DIRECTIONAL DISTRIBUTION		*0.60*
TRUCKS (24 HOUR B&C)		*0.03*
DESIGN SPEED	*15*	*40*
LEGAL SPEED		*40*
DESIGN FUNCTIONAL CLASSIFICATION:		*(04) URBAN MINOR ARTERIAL*
NHS PROJECT		*NO*

DESIGN EXCEPTIONS *NONE*

ADA DESIGN WAIVERS *SEE SHEET P.60 TO P.61*

INDEX OF SHEETS:

FEDERAL PROJECT NUMBER

E210 (519)

RAILROAD INVOLVEMENT

NONE

PROJECT DESCRIPTION

CONSTRUCTION OF A 0.7 MILE SHARED USE PATH FROM THE FUTURE MARIEMONT CONNECTOR PROJECT TO THE WESTERN TERMINUS OF THE EXISTING COLUMBIA CONNECTOR TRAIL JUST EAST OF WALTON CREEK. THE PROPOSED SHARED USE PATH WILL BE 14' WIDE. THE PROJECT INCLUDES A PROPOSED RETAINING WALL AND A NEW BRIDGE OVER WALTON CREEK SOUTH OF US 50.

EARTH DISTURBED AREAS

PROJECT EARTH DISTURBED AREA:	2.94 ACRES
ESTIMATED CONTRACTOR EARTH DISTURBED AREA:	0.20 ACRES
NOTICE OF INTENT EARTH DISTURBED AREA:	3.14 ACRES

2023 SPECIFICATIONS

THE STANDARD SPECIFICATIONS OF THE STATE OF OHIO, DEPARTMENT OF TRANSPORTATION, INCLUDING SUPPLEMENTAL SPECIFICATIONS LISTED IN THE PLANS, CHANGES LISTED IN THE PROPOSAL, AND THE SUPPLEMENTAL SPECIFICATION 800 VERSION INDICATED ON THE PROPOSAL SHALL GOVERN

I HEREBY APPROVE THESE PLANS AND DECLARE THAT THE MAKING OF THIS IMPROVEMENT WILL NOT REQUIRE THE CLOSING TO TRAFFIC OF THE HIGHWAY AND THAT PROVISIONS FOR THE MAINTENANCE AND SAFETY OF TRAFFIC WILL BE AS SET FORTH ON THE PLANS AND ESTIMATES.

Tammy K. Campbell, P.E.
District 08 Deputy Director

Jack Marchbanks, PhD
Director, Department of Transportation

UNDERGROUND UTILITIES
Contact Two Working Days Before You Dig
OHIO811.org Before You Dig
OHIO811, 8-1-1, or 1-800-362-2764
(Non members must be called directly)

PLAN PREPARED BY:

Stantec
10200 Alliance Road,
Suite 300
Cincinnati OH 45242
(513) 842-8200

STANDARD CONSTRUCTION DRAWINGS					***SUPPLEMENTAL SPECIFICATIONS***	***SPECIAL PROVISIONS***

TITLE SHEET

DESIGN AGENCY
Stantec
10200 Alliance Road, Suite 300
Cincinnati, OH 45242
(513) 842-8200

DESIGNER ZTM
REVIEWER PJD 11-21-23
PROJECT ID 114496
SHEET P.1 TOTAL 63

HAM-COLUMBIA CONNECTOR

MODEL: Sheet PAPERSIZE: 17x11 (in.) DATE: 1/12/2024 TIME: 2:21:25 PM USER: qiachen
V:\1736\active\173620147\engineering\114496\400-Engineering\Roadway\Sheets\114496_GT001.dgn

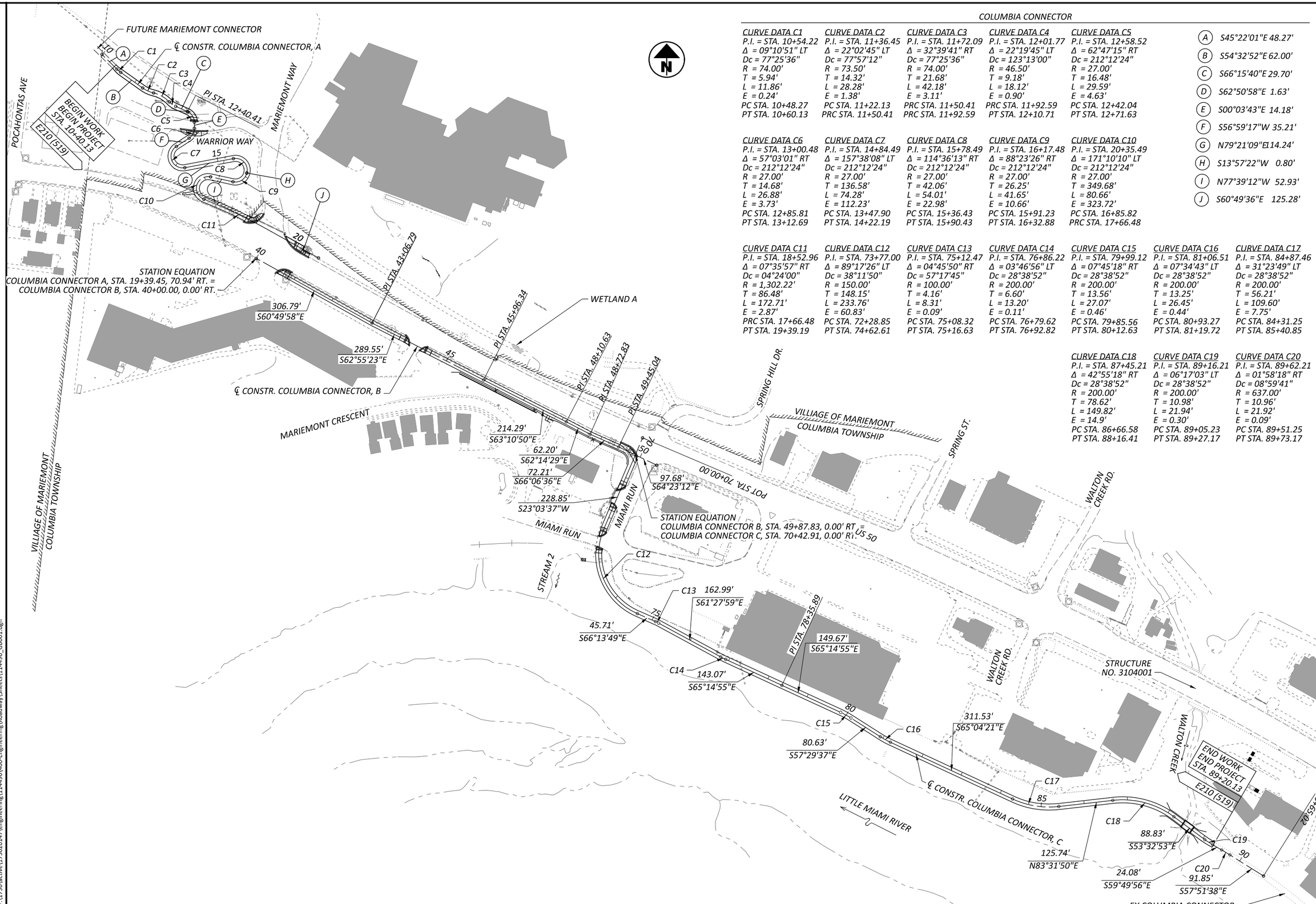

COLUMBIA CONNECTOR

CURVE DATA C1
P.I. = STA. 10+54.22
Δ = 09°10'51" LT
Dc = 77°25'36"
R = 74.00'
T = 5.94'
L = 11.86'
E = 0.24'
PC STA. 10+48.27
PT STA. 10+60.13

CURVE DATA C2
P.I. = STA. 11+36.45
Δ = 22°02'45" LT
Dc = 77°57'12"
R = 73.50'
T = 14.32'
L = 28.28'
E = 1.38'
PC STA. 11+22.13
PRC STA. 11+50.41

CURVE DATA C3
P.I. = STA. 11+72.09
Δ = 32°39'41" RT
Dc = 77°25'36"
R = 74.00'
T = 21.68'
L = 42.18'
E = 3.11'
PRC STA. 11+50.41
PRC STA. 11+92.59

CURVE DATA C4
P.I. = STA. 12+01.77
Δ = 22°19'45" LT
Dc = 123°13'00"
R = 46.50'
T = 9.18'
L = 18.12'
E = 0.90'
PRC STA. 11+92.59
PT STA. 12+10.71

CURVE DATA C5
P.I. = STA. 12+58.52
Δ = 62°47'15" RT
Dc = 212°12'24"
R = 27.00'
T = 16.48'
L = 29.59'
E = 4.63'
PC STA. 12+42.04
PT STA. 12+71.63

CURVE DATA C6
P.I. = STA. 13+00.48
Δ = 57°03'01" RT
Dc = 212°12'24"
R = 27.00'
T = 14.68'
L = 26.88'
E = 3.73'
PC STA. 12+85.81
PT STA. 13+12.69

CURVE DATA C7
P.I. = STA. 14+84.49
Δ = 157°38'08" LT
Dc = 212°12'24"
R = 27.00'
T = 136.58'
L = 74.28'
E = 112.23'
PC STA. 13+47.90
PT STA. 14+22.19

CURVE DATA C8
P.I. = STA. 15+78.49
Δ = 114°36'13" RT
Dc = 212°12'24"
R = 27.00'
T = 42.06'
L = 54.01'
E = 22.98'
PC STA. 15+36.43
PT STA. 15+90.43

CURVE DATA C9
P.I. = STA. 16+17.48
Δ = 88°23'26" RT
Dc = 212°12'24"
R = 27.00'
T = 26.25'
L = 41.65'
E = 10.66'
PC STA. 15+91.23
PT STA. 16+32.88

CURVE DATA C10
P.I. = STA. 20+35.49
Δ = 171°10'10" LT
Dc = 212°12'24"
R = 27.00'
T = 349.68'
L = 80.66'
E = 323.72'
PC STA. 16+85.82
PRC STA. 17+66.48

(A) S45°22'01"E 48.27'
(B) S54°32'52"E 62.00'
(C) S66°15'40"E 29.70'
(D) S62°50'58"E 1.63'
(E) S00°03'43"E 14.18'
(F) S56°59'17"W 35.21'
(G) N79°21'09"E 14.24'
(H) S13°57'22"W 0.80'
(I) N77°39'12"W 52.93'
(J) S60°49'36"E 125.28'

CURVE DATA C11
P.I. = STA. 18+52.96
Δ = 07°35'57" RT
Dc = 04°24'00"
R = 1,302.22'
T = 86.48'
L = 172.71'
E = 2.87'
PRC STA. 17+66.48
PT STA. 19+39.19

CURVE DATA C12
P.I. = STA. 73+77.00
Δ = 89°17'26" LT
Dc = 38°11'50"
R = 150.00'
T = 148.15'
L = 233.76'
E = 60.83'
PC STA. 72+28.85
PT STA. 74+62.61

CURVE DATA C13
P.I. = STA. 75+12.47
Δ = 04°45'50" RT
Dc = 57°17'45"
R = 100.00'
T = 4.16'
L = 8.31'
E = 0.09'
PC STA. 75+08.32
PT STA. 75+16.63

CURVE DATA C14
P.I. = STA. 76+86.22
Δ = 03°46'56" LT
Dc = 28°38'52"
R = 200.00'
T = 6.60'
L = 13.20'
E = 0.11'
PC STA. 76+79.62
PT STA. 76+92.82

CURVE DATA C15
P.I. = STA. 79+99.12
Δ = 07°45'18" RT
Dc = 28°38'52"
R = 200.00'
T = 13.56'
L = 27.07'
E = 0.46'
PC STA. 79+85.56
PT STA. 80+12.63

CURVE DATA C16
P.I. = STA. 81+06.51
Δ = 07°34'43" LT
Dc = 28°38'52"
R = 200.00'
T = 13.25'
L = 26.45'
E = 0.44'
PC STA. 80+93.27
PT STA. 81+19.72

CURVE DATA C17
P.I. = STA. 84+87.46
Δ = 31°23'49" LT
Dc = 28°38'52"
R = 200.00'
T = 56.21'
L = 109.60'
E = 7.75'
PC STA. 84+31.25
PT STA. 85+40.85

CURVE DATA C18
P.I. = STA. 87+45.21
Δ = 42°55'18" RT
Dc = 28°38'52"
R = 200.00'
T = 78.62'
L = 149.82'
E = 14.9'
PC STA. 86+66.58
PT STA. 88+16.41

CURVE DATA C19
P.I. = STA. 89+16.21
Δ = 06°17'03" LT
Dc = 28°38'52"
R = 200.00'
T = 10.98'
L = 21.94'
E = 0.30'
PC STA. 89+05.23
PT STA. 89+27.17

CURVE DATA C20
P.I. = STA. 89+62.21
Δ = 01°58'18" RT
Dc = 08°59'41"
R = 637.00'
T = 10.96'
L = 21.92'
E = 0.09'
PC STA. 89+51.25
PT STA. 89+73.17

HORIZONTAL SCALE IN FEET
0 100 200 400

SCHEMATIC PLAN
COLUMBIA CONNECTOR

HAM-COLUMBIA CONNECTOR

MODEL: CLP_XCL50 - Plan 1 [Sheet] PAPERSIZE: 17x11 (in.) DATE: 1/12/2024 TIME: 2:21:39 PM USER: qiachen
V:\1736\active\17362014\engineering\114496\400-Engineering\Roadway\Sheets\114496_GB001.dgn

DESIGN AGENCY
Stantec
10200 Alliance Road, Suite 300
Cincinnati, OH 45242
(513) 842-8200

DESIGNER
ZTM

REVIEWER
PJD 11-21-23

PROJECT ID
114496

SHEET P.2 TOTAL 63

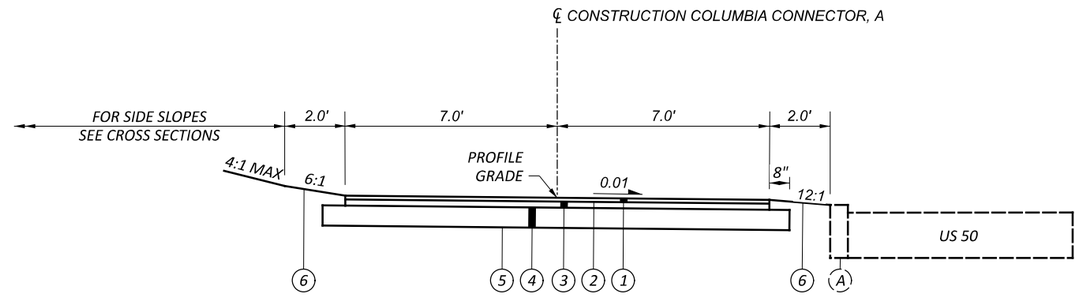

COLUMBIA CONNECTOR NORMAL SECTION

STA 17+66.48 TO STA 18+73.39

LEGEND

1. ITEM 823, 1½" ASPHALT CONCRETE SURFACE COURSE, TYPE 1, (449)
2. ITEM 407, TACK COAT
3. ITEM 823, 2½" ASPHALT CONCRETE INTERMEDIATE COURSE, TYPE 2, (449)
4. ITEM 304, 8" AGGREGATE BASE
5. ITEM 204, SUBGRADE COMPACTION AND PROOF ROLLING
6. ITEM 659, SEEDING AND MULCHING

A. EXISTING US 50 CURB

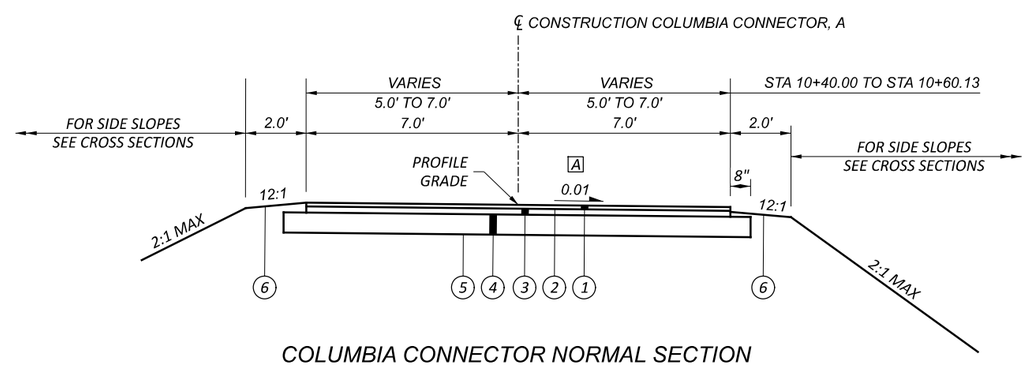

COLUMBIA CONNECTOR NORMAL SECTION

STA 10+40.00 TO STA 17+66.48

A CROSS SLOPE TOWARDS LEFT SIDE BETWEEN THE FOLLOWING STATIONS:
STA. 13+55.00 TO STA. 14+10.00
STA. 16+20.00 TO STA. 17+45.00
TRANSITION CROSS SLOPE FROM -0.01 TO +0.01 IN 20 FT

TYPICAL SECTIONS SEGMENT A

HAM-COLUMBIA CONNECTOR

MODEL: Sheet PAPERSIZE: 17x11 (in.) DATE: 1/12/2024 TIME: 2:21:59 PM USER: qiachen
V:\1736\active\173620147\engineering\114496\400-Engineering\Roadway\Sheets\114496_GY001.dgn

DESIGN AGENCY
Stantec
10200 Alliance Road, Suite 300
Cincinnati, OH 45242
(513) 842-8200

DESIGNER
ZTM

REVIEWER
PJD 11-21-23

PROJECT ID
114496

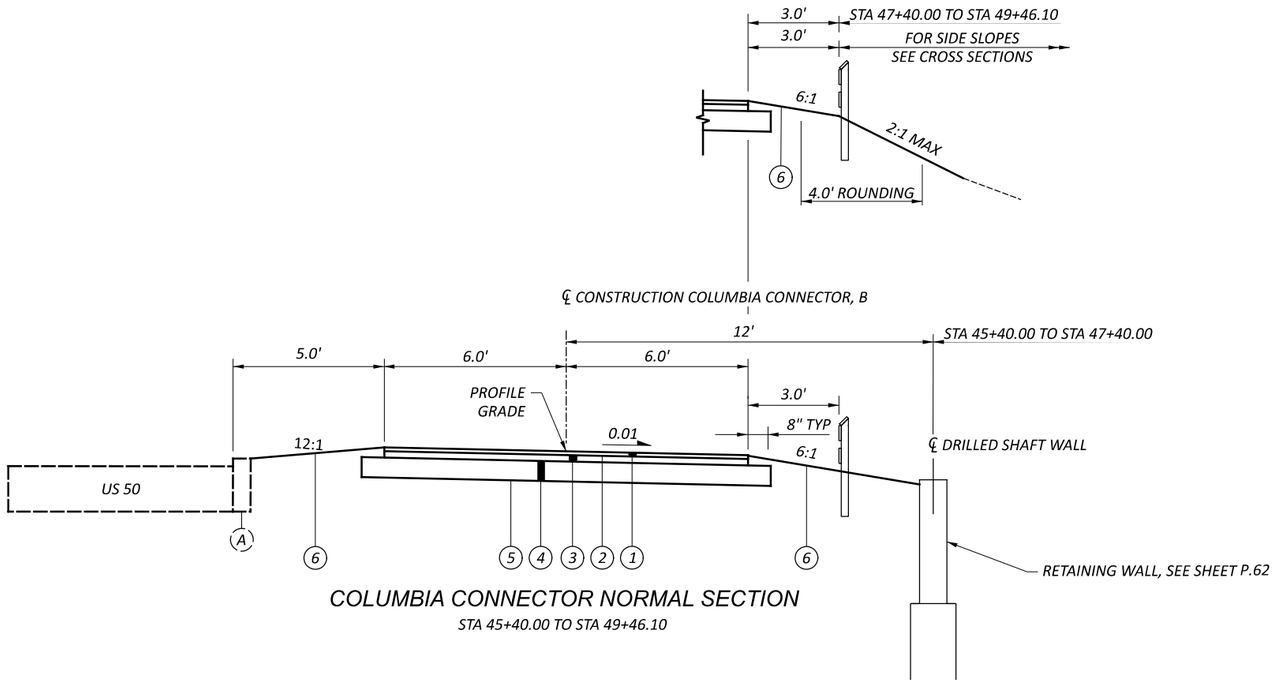

COLUMBIA CONNECTOR NORMAL SECTION

STA 45+40.00 TO STA 49+46.10

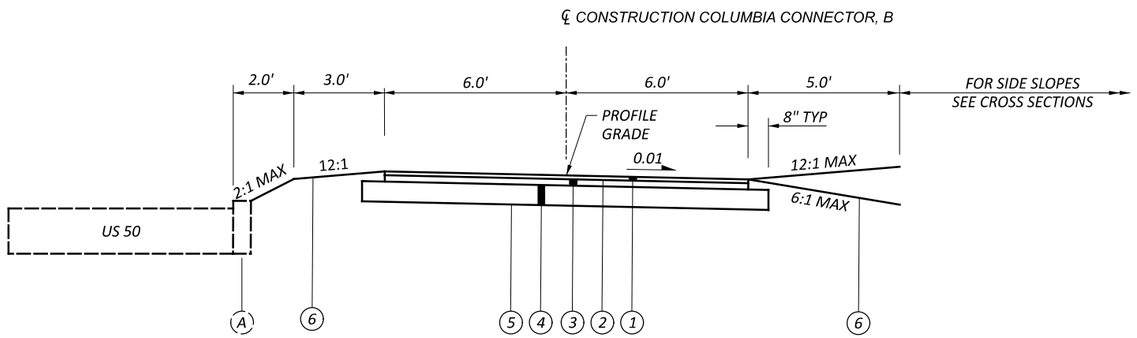

COLUMBIA CONNECTOR NORMAL SECTION

STA 44+59.68 TO STA 45+40.00

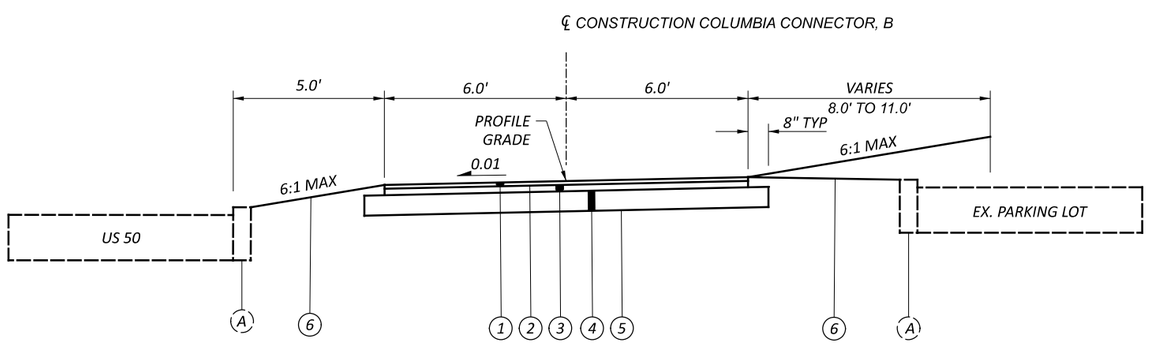

COLUMBIA CONNECTOR NORMAL SECTION

STA 40+85.50 TO STA 43+79.40

LEGEND

1. ITEM 823, 1½" ASPHALT CONCRETE SURFACE COURSE, TYPE 1, (449)
2. ITEM 407, TACK COAT
3. ITEM 823, 2½" ASPHALT CONCRETE INTERMEDIATE COURSE, TYPE 2, (449)
4. ITEM 304, 8" AGGREGATE BASE
5. ITEM 204, SUBGRADE COMPACTION AND PROOF ROLLING
6. ITEM 659, SEEDING AND MULCHING

(A) EXISTING US 50 CURB

TYPICAL SECTIONS SEGMENT B

HAM-COLUMBIA CONNECTOR

MODEL: Sheet PAPERSIZE: 17x11 (in.) DATE: 1/12/2024 TIME: 2:21:59 PM USER: qiachen
V:\1736\active\173620147\engineering\114496\400-Engineering\Roadway\Sheets\114496_GY002.dgn

DESIGN AGENCY
Stantec
10200 Alliance Road, Suite 300
Cincinnati, OH 45242
(513) 842-8200

DESIGNER
ZTM

REVIEWER
PJD 11-21-23

PROJECT ID
114996

SHEET P.4 TOTAL 63

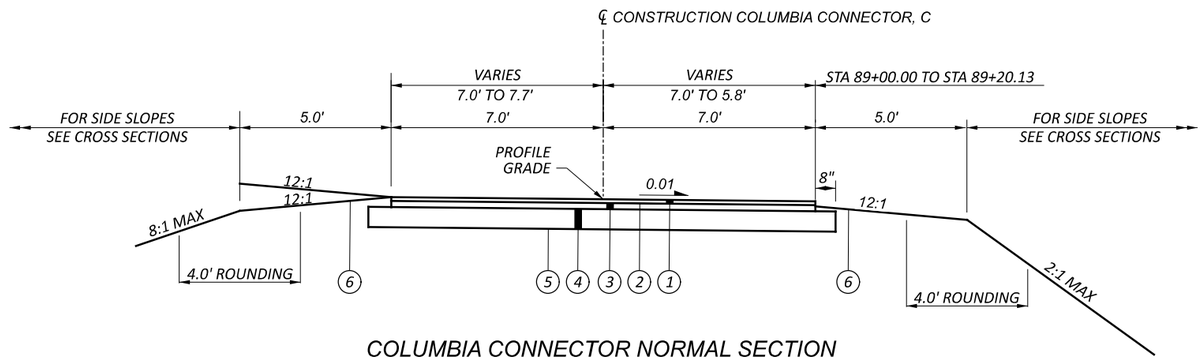

COLUMBIA CONNECTOR NORMAL SECTION

STA 70+25.00 TO STA 89+20.13

BRIDGE LIMITS

STA. 88+33.74 TO STA. 88+61.73

LEGEND

1. ITEM 823, 1½" ASPHALT CONCRETE SURFACE COURSE, TYPE 1, (449)
2. ITEM 407, TACK COAT
3. ITEM 823, 2½" ASPHALT CONCRETE INTERMEDIATE COURSE, TYPE 2, (449)
4. ITEM 304, 8" AGGREGATE BASE
5. ITEM 204, SUBGRADE COMPACTION AND PROOF ROLLING
6. ITEM 659, SEEDING AND MULCHING

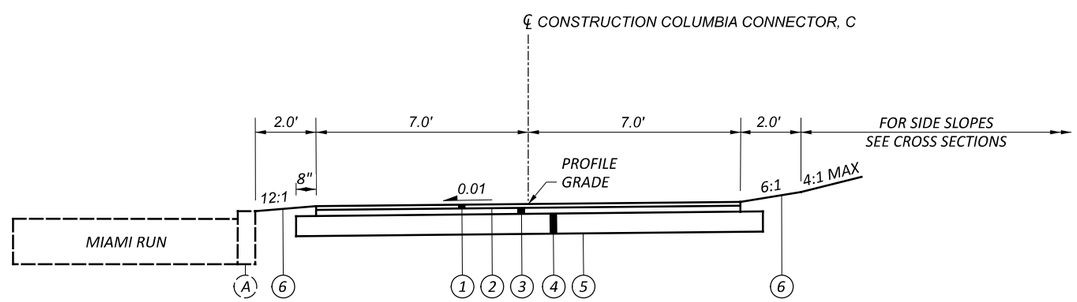

COLUMBIA CONNECTOR NORMAL SECTION

STA 70+42.91 TO STA 70+25.00

TYPICAL SECTIONS SEGMENT C

HAM-COLUMBIA CONNECTOR

MODEL: Sheet PAPERSIZE: 17X11 (in.) DATE: 1/12/2024 TIME: 2:22:18 PM USER: qiachen
V:\1736\active\173620147\engineering\114496\400-Engineering\Roadway\Sheets\114496_GY003.dgn

DESIGN AGENCY
Stantec
10200 Alliance Road, Suite 300
Cincinnati, OH 45242
(513) 842-8200

DESIGNER
ZTM

REVIEWER
PJD 11-21-23

PROJECT ID
114496

SHEET P.5 TOTAL 63

ROUNDING

THE ROUNDING AT SLOPE BREAKPOINTS SHOWN ON THE TYPICAL SECTIONS APPLIES TO ALL CROSS-SECTIONS, EVEN THOUGH OTHERWISE SHOWN.

UTILITIES

LISTED BELOW ARE ALL UTILITIES LOCATED WITHIN THE PROJECT CONSTRUCTION LIMITS TOGETHER WITH THEIR RESPECTIVE OWNERS:

ELECTRIC DISTRIBUTION:
DUKE ENERGY
2010 DANA AVE
CINCINNATI, OH 45207
PHONE: (513) 514-8211
(AARON WRIGHT)

ELECTRIC TRANSMISSION:
DUKE ENERGY
139 EAST FOURTH ST, 4TH FLOOR ANNEX
CINCINNATI, OH 45202
PHONE: (513) 659-3513
(TIM MEYER)

GAS:
DUKE ENERGY
139 EAST FOURTH ST, ROOM 460A
CINCINNATI, OH 45202
PHONE: (513) 614-8648
(RICHARD HACK)

CABLE:
CHARTER COMMUNICATIONS
11252 CORNELL PARK DRIVE
CINCINNATI, OH 45242
PHONE: (513) 386-5499
(KENT RIEGER)

SANITARY:
METROPOLITAN SEWER DISTRICT (MSD)
1600 GEST STREET
CINCINNATI, OH 45204
PHONE: (513) 352-4286
(DERON BEER)

STORM SEWER:
ODOT DISTRICT 8
505 SOUTH SR 741
LEBANON, OH 45036
PHONE: (531) 933-6615
(TAMI BREHM)

UTILITIES

THE LOCATION OF THE UNDERGROUND UTILITIES SHOWN ON THE PLANS ARE AS OBTAINED FROM THE OWNERS AS REQUIRED BY SECTION 153.64 O.R.C.

SURVEYING PARAMETERS

PRIMARY PROJECT CONTROL MONUMENTS GOVERN ALL POSITIONING ON ODOT PROJECTS. SEE SHEET ___ OF THE PLANS FOR A TABLE CONTAINING PROJECT CONTROL INFORMATION.

USE THE FOLLOWING PROJECT CONTROL, VERTICAL POSITIONING, AND HORIZONTAL POSITIONING PARAMETERS FOR ALL SURVEYING:

PROJECT CONTROL

POSITIONING METHOD:	GPS - ODOT VRS
MONUMENT TYPE:	30" X 5/8" IRON PIN W/ CAP

VERTICAL POSITIONING

ORTHOMETRIC HEIGHT DATUM:	NAVD 88
GEOID:	12B

HORIZONTAL POSITIONING

REFERENCE FRAME:	NAD 83 (2011)
ELLIPSOID:	(GRS 80)
MAP PROJECTION:	LAMBERT CONFORMAL
COORDINATE SYSTEM:	SPC (3402 OH SOUTH)
COMBINED SCALE FACTOR:	1.00007384
ORIGIN OF COORDINATE SYSTEM:	0,0

USE THE POSITIONING METHODS AND MONUMENT TYPE USED IN THE ORIGINAL SURVEY TO RESTORE ALL MONUMENTS RELATED TO PRIMARY PROJECT CONTROL THAT ARE DAMAGED OR DESTROYED BY CONSTRUCTION ACTIVITIES. RESTORE THE DAMAGED OR DESTROYED MONUMENTS IN ACCORDANCE WITH CMS 623.

UNITS ARE IN U.S. SURVEY FEET.

WORK LIMITS

THE WORK LIMITS SHOWN ON THESE PLANS ARE FOR PHYSICAL CONSTRUCTION ONLY. PROVIDE THE INSTALLATION AND OPERATION OF ALL WORK ZONE TRAFFIC CONTROL AND WORK ZONE TRAFFIC CONTROL DEVICES REQUIRED BY THESE PLANS WHETHER INSIDE OR OUTSIDE THESE WORK LIMITS.

CLEARING AND GRUBBING

ALTHOUGH THERE ARE NO TREES OR STUMPS SPECIFICALLY MARKED FOR REMOVAL WITHIN THE LIMITS OF THE PROJECT, A LUMP SUM QUANTITY IS INCLUDED IN THE GENERAL SUMMARY FOR ITEM 201, CLEARING AND GRUBBING. ALL PROVISIONS AS SET FORTH IN THE SPECIFICATIONS UNDER THIS ITEM ARE INCLUDED IN THE LUMP SUM PRICE BID FOR ITEM 201, CLEARING AND GRUBBING.

ENDANGERED BAT HABITAT REMOVAL

THIS PROJECT IS LOCATED WITHIN THE KNOWN HABITAT RANGES OF THE FEDERALLY LISTED AND PROTECTED INDIANA BAT, AND NORTHERN LONG-EARED BAT. NO TREES SHALL BE REMOVED UNDER THIS PROJECT FROM APRIL 1 THROUGH SEPTEMBER 30. ALL NECESSARY TREE REMOVAL SHALL OCCUR FROM OCTOBER 1 THROUGH MARCH 31. THIS REQUIREMENT IS NECESSARY TO AVOID AND MINIMIZE IMPACTS TO THESE SPECIES AS REQUIRED BY THE ENDANGERED SPECIES ACT (ESA). FOR THE PURPOSES OF THIS NOTE, A TREE IS DEFINED AS: A LIVE, DYING, OR DEAD WOODY PLANT, WITH A TRUNK 3 INCHES OR GREATER IN DIAMETER AT A HEIGHT OF 4.5 FEET ABOVE THE GROUND SURFACE, AND WITH A MINIMUM HEIGHT OF 13 FEET.

DESIGN AGENCY
Stantec
10200 Alliance Road, Suite 300
Cincinnati, OH 45242
(513) 842-8200

DESIGNER
ZTM
REVIEWER
PJD 11-21-23
PROJECT ID
114496
SHEET P.6 TOTAL 63

ITEM 614, MAINTAINING TRAFFIC

A MINIMUM OF ONE LANE OF TRAFFIC IN EACH DIRECTION SHALL BE MAINTAINED AT ALL TIMES ON US 50, MIAMI RUN, MARIEMONT WAY, AND WARRIOR WAY BY USE OF THE EXISTING PAVEMENT. AT LIMITED TIMES TRAFFIC ON MIAMI RUN, MARIEMONT WAY, AND WARRIOR WAY MAY BE REDUCED TO ONE LANE-TWO WAY TRAFFIC BY USE OF A FLAGGER ACCORDING TO MT-97.10.

LENGTH AND DURATION OF LANE CLOSURES AND RESTRICTIONS SHALL BE AT THE APPROVAL OF THE ENGINEER. IT IS THE INTENT TO MINIMIZE THE IMPACT TO THE TRAVELING PUBLIC. LANE CLOSURES OR RESTRICTIONS OVER SEGMENTS OF THE PROJECT IN WHICH NO WORK IS ANTICIPATED WITHIN A REASONABLE TIME FRAME, AS DETERMINED BY THE ENGINEER, SHALL NOT BE PERMITTED. THE LEVEL OF UTILIZATION OF MAINTENANCE OF TRAFFIC DEVICES SHALL BE COMMENSURATE WITH THE WORK IN PROGRESS.

ALL WORK AND TRAFFIC CONTROL DEVICES SHALL BE IN ACCORDANCE WITH C&MS 614 AND OTHER APPLICABLE PORTIONS OF THE SPECIFICATIONS, AS WELL AS THE OHIO MANUAL OF UNIFORM TRAFFIC CONTROL DEVICES. PAYMENT FOR ALL LABOR, EQUIPMENT AND MATERIALS SHALL BE INCLUDED IN THE LUMP SUM CONTRACT PRICE FOR ITEM 614, MAINTAINING TRAFFIC, UNLESS SEPARATELY ITEMIZED IN THE PLAN.

SEQUENCE OF CONSTRUCTION

THE SEQUENCE OF CONSTRUCTION OUTLINED BELOW IS INTENDED TO GUIDE THE WORK IN A MANNER THAT PROVIDES A BASIC LEVEL OF SERVICE TO ALL MOTORISTS.

ALTHOUGH THIS SEQUENCE OF CONSTRUCTION LISTS TASKS IN A SPECIFIC ORDER, NOT EVERY ITEM LISTED BUST BE COMPLETED BEFORE COMMENCING THE NEXT ITEM, AND SOME TASKS MAY BE PERFORMED CONCURRENTLY.

PHASE 1

CONSTRUCT SEGMENT A OF THE COLUMBIA CONNECTOR FROM THE EXISTING MARIEMONT CONNECTOR TO MARIEMONT WAY INCLUDING THE NEW CURB RAMPS NORTH OF US 50. WORK ALONG MARIEMONT WAY AND WARRIOR WAY SHOULD BE CONDUCTED WHILE SCHOOL IS OUT OF SESSION. USE FLAGGERS, ACCORDING TO MT-97.10, AS NECESSARY TO CONSTRUCT CURB RAMPS ALONG WARRIOR WAY. CLOSE THE RIGHT LANE OF US 50 USING MT-95.31 TO CONSTRUCT THE SHARED USE PATH AND CURB RAMPS ALONG US 50 FROM STA 17+50 TO STA 20+50.

PHASE 2

CONSTRUCT SEGMENT B OF THE COLUMBIA CONNECTOR FROM MARIEMONT WAY TO MIAMI RUN BY CLOSING THE RIGHT LANE OF US 50 ACCORDING TO MT-95.31.

PHASE 3

CONSTRUCT SEGMENT C OF THE COLUMBIA CONNECTOR ALONG MIAMI RUN FROM STA 70+50 TO STA 77+00. FLAGGERS MAY BE USED ACCORDING TO MT-97.10. CONSTRUCTION ACTIVITY SHALL NOT INTERFERE WITH BUSINESS ACTIVITIES OF KROGER, KROGER FUEL, OR McDONALDS, INCLUDING THE ACCOMMODATION OF DELIVERY VEHICLES.

THE REMAINDER OF SEGMENT C CAN BE CONSTRUCTED WITH NO IMPACT TO EXISTING TRAFFIC PATTERNS.

DESIGN AGENCY
Stantec
10200 Alliance Road, Suite 300
Cincinnati, OH 45242
(513) 842-8200

DESIGNER
ZTM

REVIEWER
PJD 11-21-23

PROJECT ID
114496

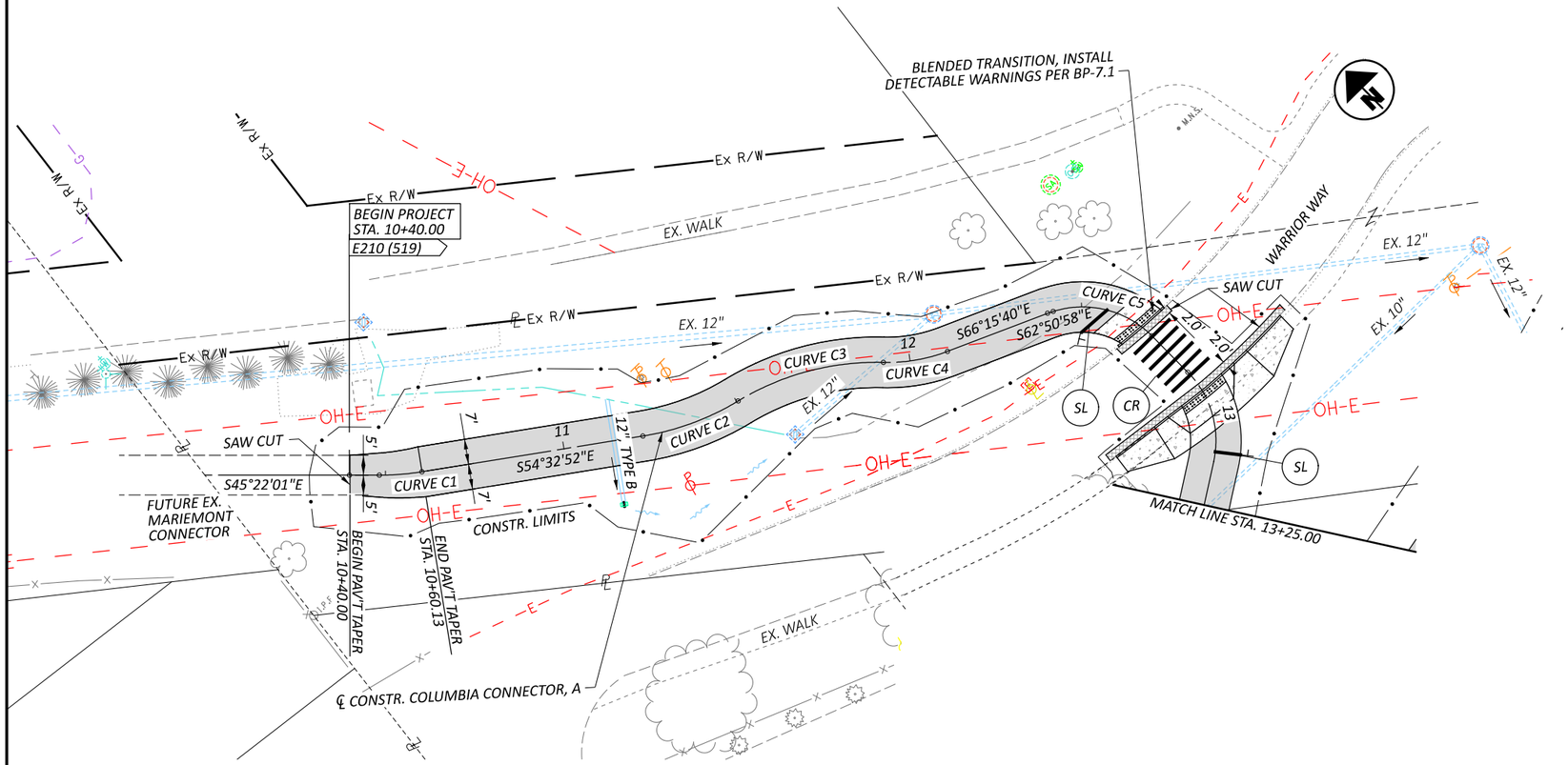

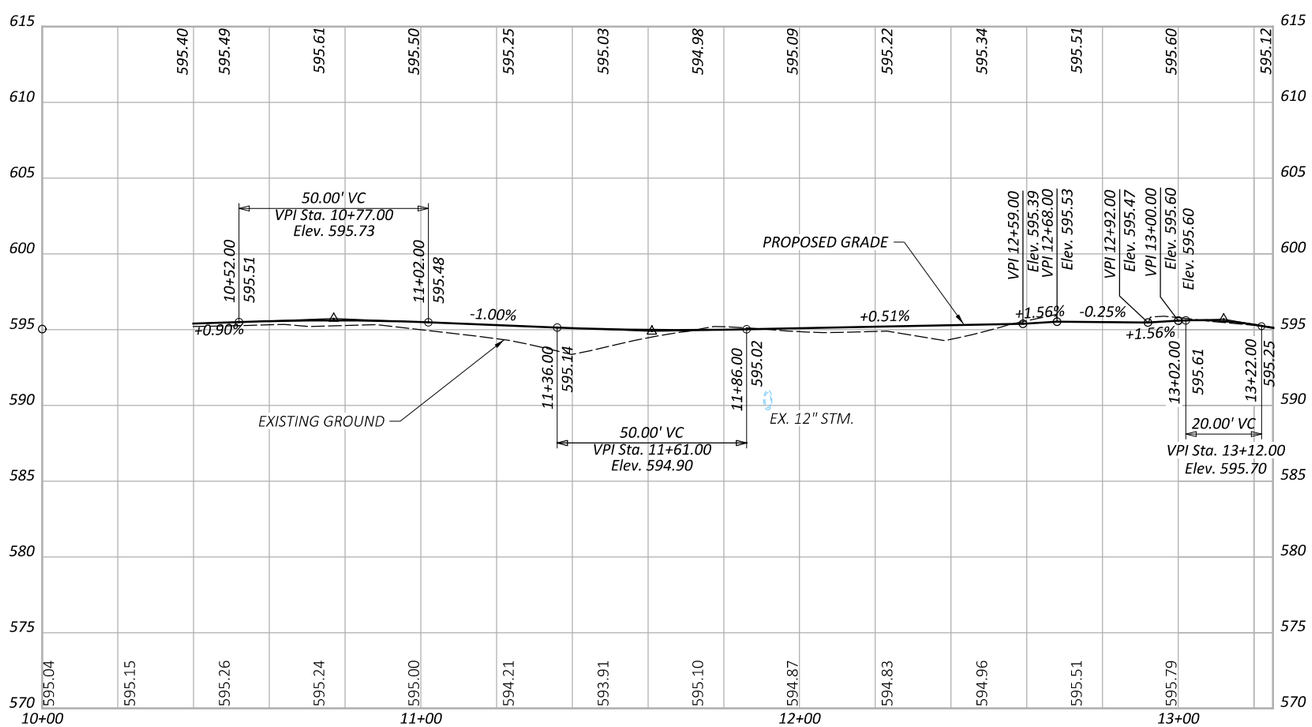

CURVE DATA C1
P.I. = STA. 10+54.22
Δ = 09°10'51" LT
Dc = 77°25'36"
R = 74.00'
T = 5.94'
L = 11.86'
E = 0.24'
PC STA. 10+48.27
PT STA. 10+60.13

CURVE DATA C2
P.I. = STA. 11+36.45
Δ = 22°02'45" LT
Dc = 77°57'12"
R = 73.50'
T = 14.32'
L = 28.28'
E = 1.38'
PC STA. 11+22.13
PRC STA. 11+50.41

CURVE DATA C3
P.I. = STA. 11+72.09
Δ = 32°39'41" RT
Dc = 77°25'36"
R = 74.00'
T = 21.68'
L = 42.18'
E = 3.11'
PRC STA. 11+50.41
PRC STA. 11+92.59

CURVE DATA C4
P.I. = STA. 12+01.77
Δ = 22°19'45" LT
Dc = 123°13'00"
R = 46.50'
T = 9.18'
L = 18.12'
E = 0.90'
PRC STA. 11+92.59
PT STA. 12+10.71

CURVE DATA C5
P.I. = STA. 12+58.52
Δ = 62°47'15" RT
Dc = 212°12'24"
R = 27.00'
T = 16.48'
L = 29.59'
E = 4.63'
PC STA. 12+42.04
PT STA. 12+71.63

PAVEMENT LEGEND

- *ASPHALT CONCRETE SHARED USE PATH*
- *CONCRETE CURB RAMPS AND BLENDED TRANSITIONS*
- *ASPHALT CONCRETE PAVEMENT REPLACEMENT*

PAVEMENT MARKING LEGEND

- (SL) *ITEM 644 - STOP LINE*
- (CR) *ITEM 644 - CROSSWALK LINE*
- (CL) *ITEM 644 - CENTER LINE*

FOR CURB RAMP DETAILS, SEE SHEETS $gi1$ TO $gi3$

HORIZONTAL SCALE IN FEET 0 10 20 40

PLAN AND PROFILE
STA. 10+40.00 TO STA. 13+00.00

HAM-COLUMBIA CONNECTOR

MODEL: CLP_37 - Plan 1 [Sheet] PAPERSIZE: 17x11 (in.) DATE: 1/12/2024 TIME: 2:22:35 PM USER: qiachen
V:\1736\active\173620147\engineering\114496\400-Engineering\Roadway\Sheets\114496_GP001.dgn

DESIGN AGENCY
Stantec
10200 Alliance Road, Suite 300
Cincinnati, OH 45242
(513) 842-8200

DESIGNER ZTM
REVIEWER PJD $date$
PROJECT ID 114996
SHEET P.8 TOTAL 63

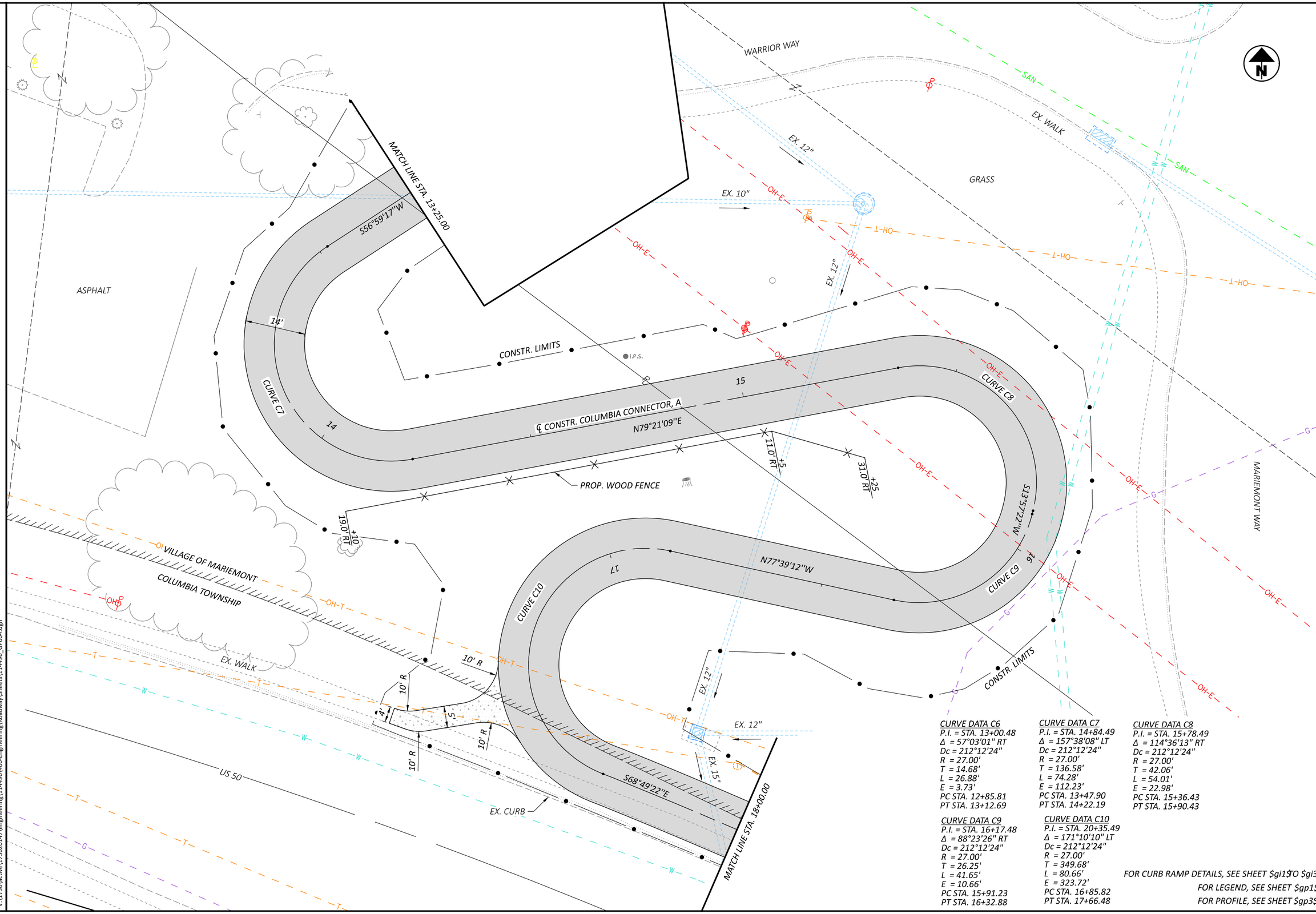

CURVE DATA C6
P.I. = STA. 13+00.48
Δ = 57°03'01" RT
Dc = 212°12'24"
R = 27.00'
T = 14.68'
L = 26.88'
E = 3.73'
PC STA. 12+85.81
PT STA. 13+12.69

CURVE DATA C7
P.I. = STA. 14+84.49
Δ = 157°38'08" LT
Dc = 212°12'24"
R = 27.00'
T = 136.58'
L = 74.28'
E = 112.23'
PC STA. 13+47.90
PT STA. 14+22.19

CURVE DATA C8
P.I. = STA. 15+78.49
Δ = 114°36'13" RT
Dc = 212°12'24"
R = 27.00'
T = 42.06'
L = 54.01'
E = 22.98'
PC STA. 15+36.43
PT STA. 15+90.43

CURVE DATA C9
P.I. = STA. 16+17.48
Δ = 88°23'26" RT
Dc = 212°12'24"
R = 27.00'
T = 26.25'
L = 41.65'
E = 10.66'
PC STA. 15+91.23
PT STA. 16+32.88

CURVE DATA C10
P.I. = STA. 20+35.49
Δ = 171°10'10" LT
Dc = 212°12'24"
R = 27.00'
T = 349.68'
L = 80.66'
E = 323.72'
PC STA. 16+85.82
PT STA. 17+66.48

FOR CURB RAMP DETAILS, SEE SHEET $gi1$TO $gi3$
FOR LEGEND, SEE SHEET $gp1$
FOR PROFILE, SEE SHEET $gp3$

HORIZONTAL SCALE IN FEET
0 5 10 20

PLAN
STA. 13+00.00 TO STA. 18+00.00

HAM-COLUMBIA CONNECTOR

MODEL: Sheet PAPERSIZE: 17x11 (in.) DATE: 1/12/2024 TIME: 2:22:39 PM USER: qiachen
V:\1736\active\173620147\engineering\114496\400-Engineering\Roadway\Sheets\114496_GP004.dgn

DESIGN AGENCY
Stantec
10200 Alliance Road, Suite 300
Cincinnati, OH 45242
(513) 842-8200

DESIGNER: ZTM
REVIEWER: PJD $date$
PROJECT ID: 114496
SHEET: P.9 TOTAL: 63

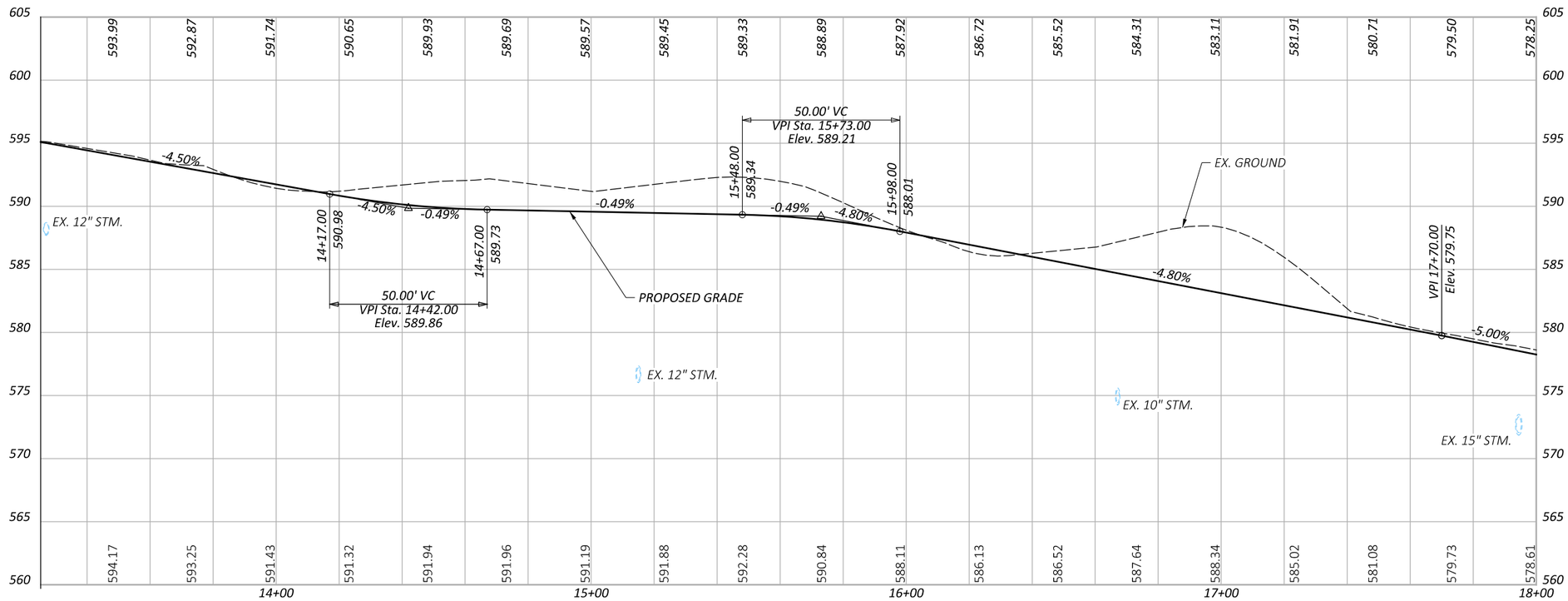

FOR LEGEND, SEE SHEET $gp1$
FOR PLAN, SEE SHEET $gp13$

HORIZONTAL SCALE IN FEET
0 10 20 40

PROFILE
STA. 13+00.00 TO STA. 18+00.00

HAM-COLUMBIA CONNECTOR

MODEL: CLP_3 - Profile 3 [Sheet] PAPERSIZE: 17x11 (in.) DATE: 1/12/2024 TIME: 2:39:46 PM USER: qiachen
V:\1736\active\173620147\engineering\114496\400-Engineering\Roadway\Sheets\114496_GP001.dgn

DESIGN AGENCY
Stantec
10200 Alliance Road,
Suite 300
Cincinnati, OH 45242
(513) 842-8200

DESIGNER
ZTM

REVIEWER
PJD $date$

PROJECT ID
114996

SHEET P.10 TOTAL 63

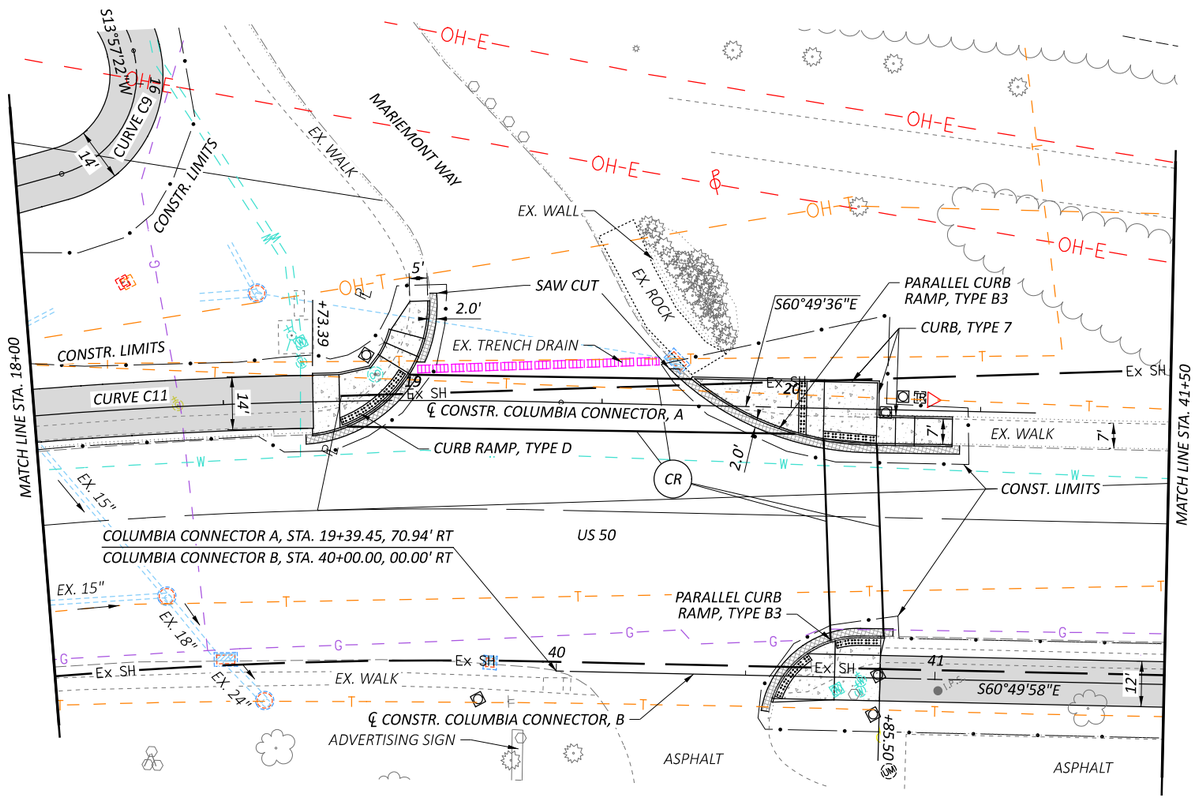

CURVE DATA C9
P.I. = STA. 16+17.48
Δ = 88°23'26" RT
Dc = 212°12'24"
R = 27.00'
T = 26.25'
L = 41.65'
E = 10.66'

CURVE DATA C11
P.I. = STA. 18+52.96
Δ = 07°35'57" RT
Dc = 04°24'00"
R = 1,302.22'
T = 86.48'
L = 172.71'
E = 2.87'
PRC STA. 17+66.48
PT STA. 19+39.19

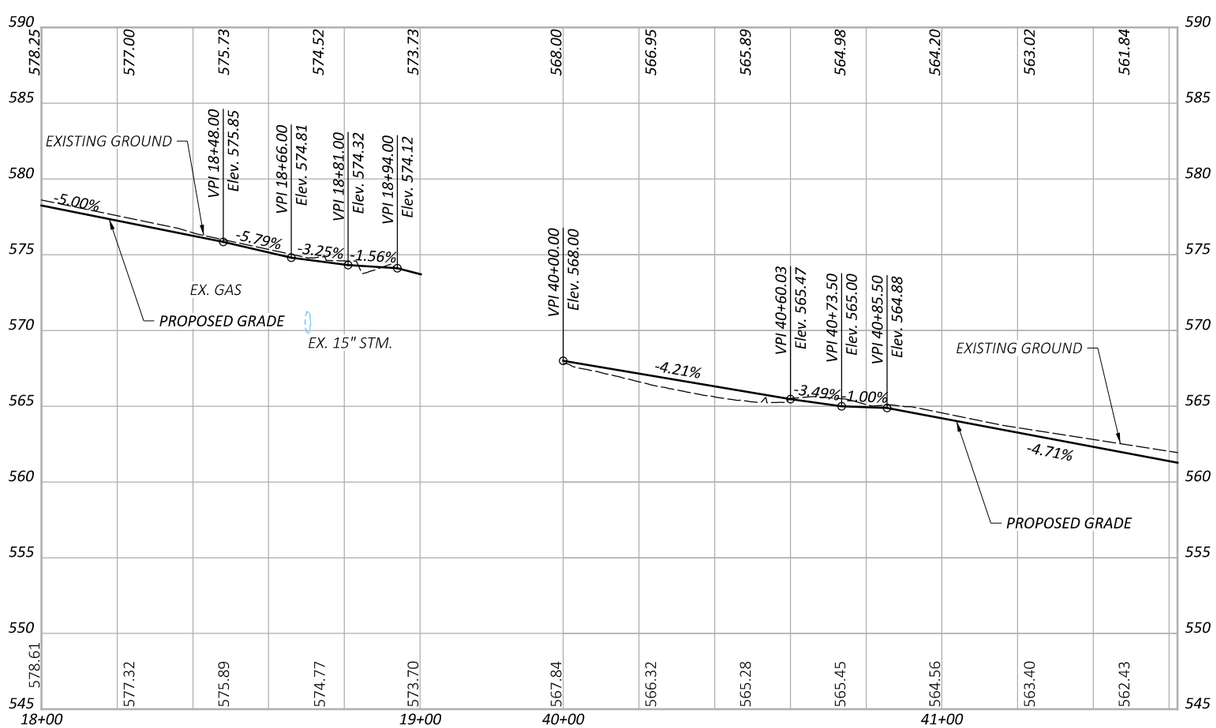

HORIZONTAL SCALE IN FEET
0 10 20 40

PLAN AND PROFILE
STA. 18+00.00 TO STA. 41+50.00

FOR CURB RAMP DETAILS, SEE SHEET $gi1$TO $gi3$

DESIGN AGENCY
Stantec
10200 Alliance Road, Suite 300
Cincinnati, OH 45242
(513) 842-8200

DESIGNER
ZTM
REVIEWER
PJD $date$
PROJECT ID
114996
SHEET P.11 TOTAL 63

HAM-COLUMBIA CONNECTOR

MODEL: CLP_38 - Plan 2 [Sheet] PAPERSIZE: 17x11 (in.) DATE: 1/12/2024 TIME: 2:22:44 PM USER: qiachen
V:\1736\active\173620147\engineering\114496\400-Engineering\Roadway\Sheets\114496_GP001.dgn



HORIZONTAL SCALE IN FEET
0 10 20 40

PLAN AND PROFILE
STA. 40+00.00 TO STA. 45+00.00

HAM-COLUMBIA CONNECTOR

MODEL: CLP_962 - Plan 3 [Sheet] PAPERSIZE: 17X11 (in.) DATE: 1/12/2024 TIME: 2:22:47 PM USER: qiachen
V:\1736\active\173620147\engineering\114496\400-Engineering\Roadway\Sheets\114496_GP002.dgn

FOR CURB RAMP DETAILS, SEE SHEET $gi1$TO $gi3$

DESIGN AGENCY
Stantec
10200 Alliance Road, Suite 300
Cincinnati, OH 45242
(513) 842-8200

DESIGNER ZTM
REVIEWER PJD $date$
PROJECT ID 114496
SHEET P.12 TOTAL 63

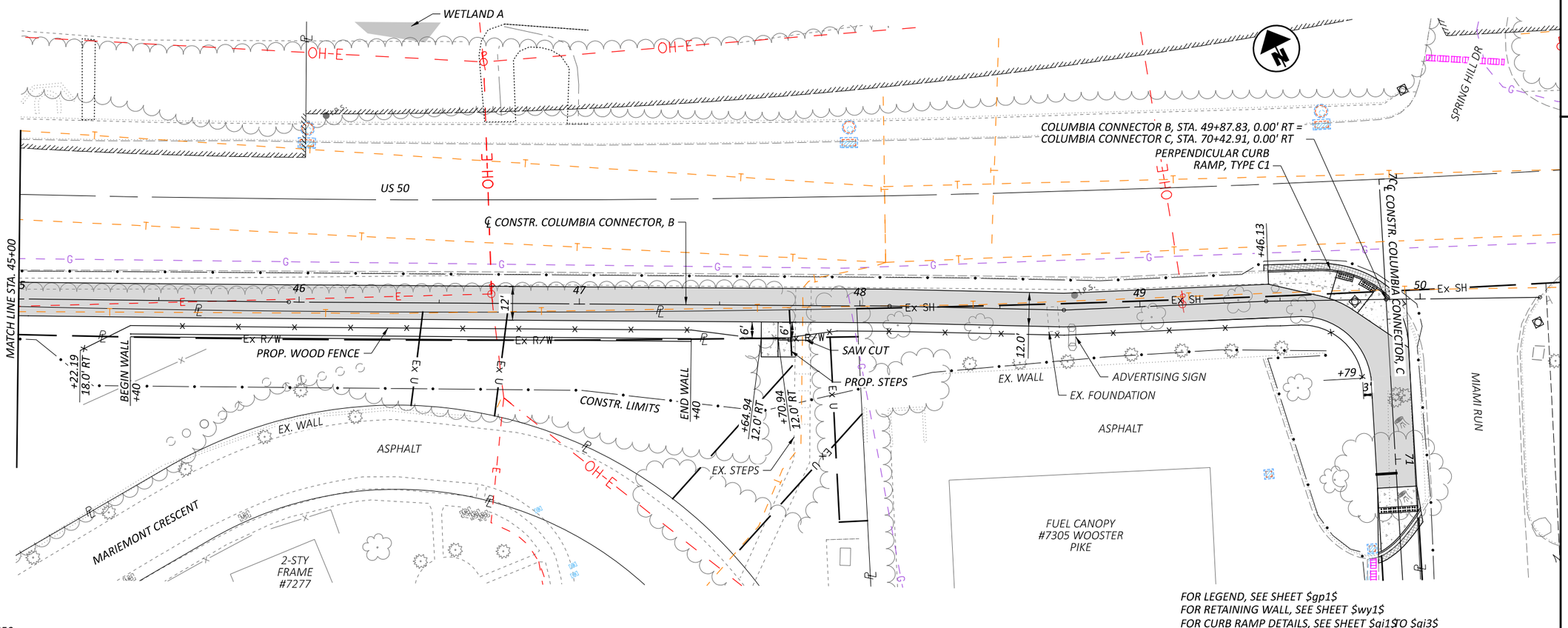

FOR LEGEND, SEE SHEET $gp1$
FOR RETAINING WALL, SEE SHEET $wy1$
FOR CURB RAMP DETAILS, SEE SHEET $gi1$TO $gi3$

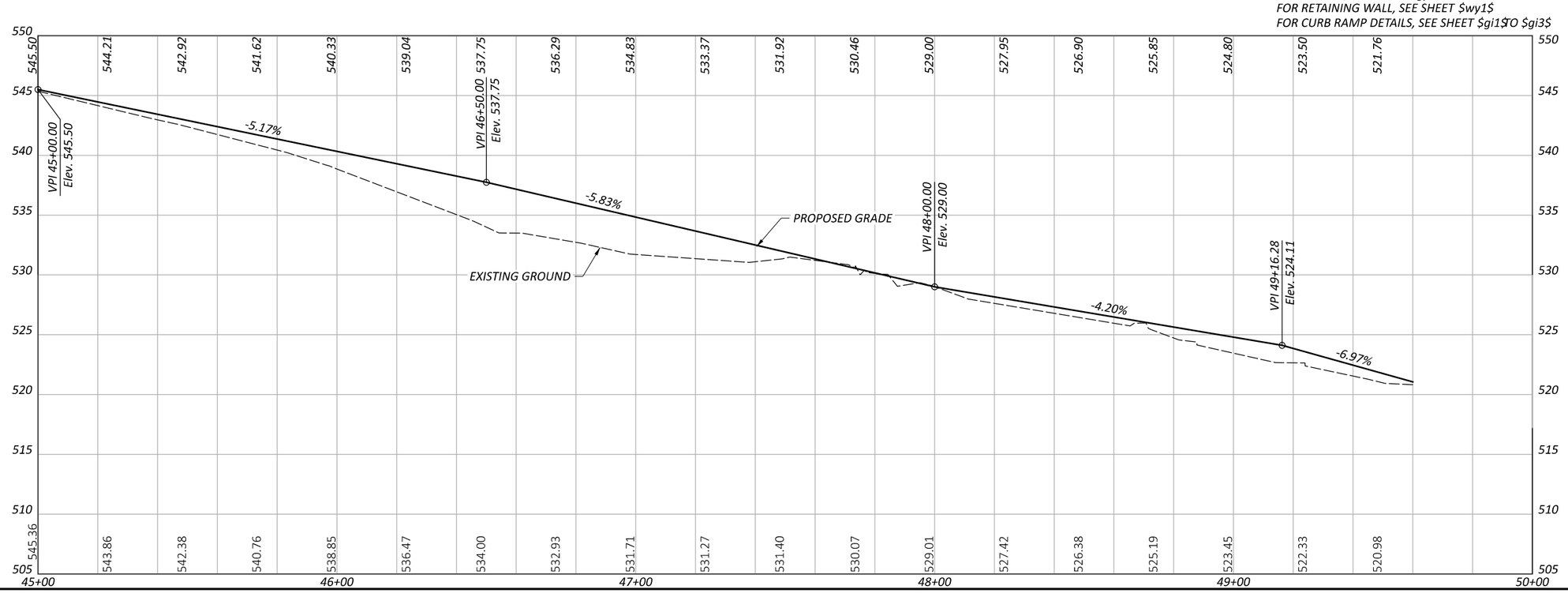

PLAN AND PROFILE
STA. 45+00.00 TO STA. 50+00.00

HAM-COLUMBIA CONNECTOR

MODEL: CLP_962 - Plan 4 [Sheet] PAPERSIZE: 17x11 (in.) DATE: 1/12/2024 TIME: 2:22:48 PM USER: qiachen
V:\1736\active\173620147\engineering\114496\400-Engineering\Roadway\Sheets\114496_GP002.dgn

DESIGN AGENCY
Stantec
10200 Alliance Road, Suite 300
Cincinnati, OH 45242
(513) 842-8200

DESIGNER
ZTM

REVIEWER
PJD $date$

PROJECT ID
114496

SHEET P.13 TOTAL 63

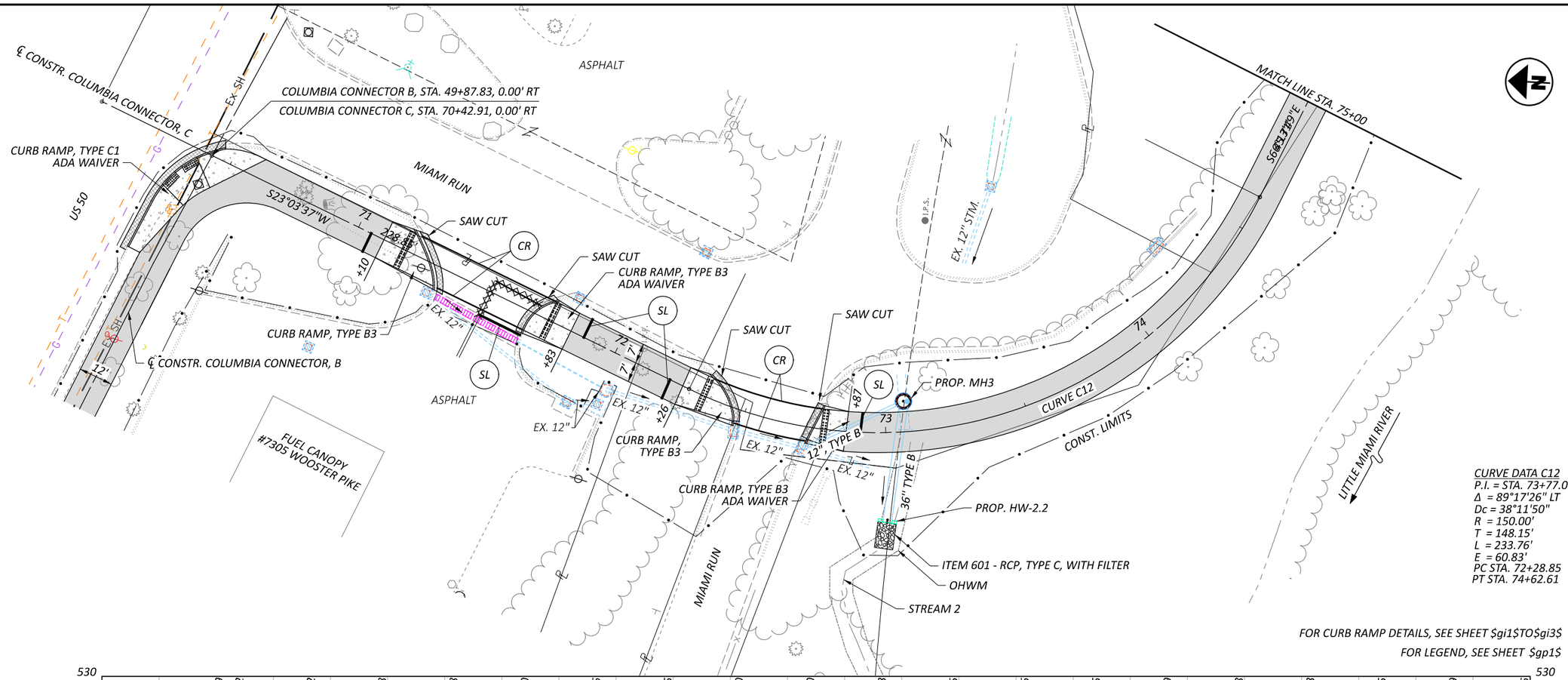

CURVE DATA C12
P.I. = STA. 73+77.00
Δ = 89°17'26" LT
Dc = 38°11'50"
R = 150.00'
T = 148.15'
L = 233.76'
E = 60.83'
PC STA. 72+28.85
PT STA. 74+62.61

FOR CURB RAMP DETAILS, SEE SHEET $gi1$TO$gi3$
FOR LEGEND, SEE SHEET $gp1$

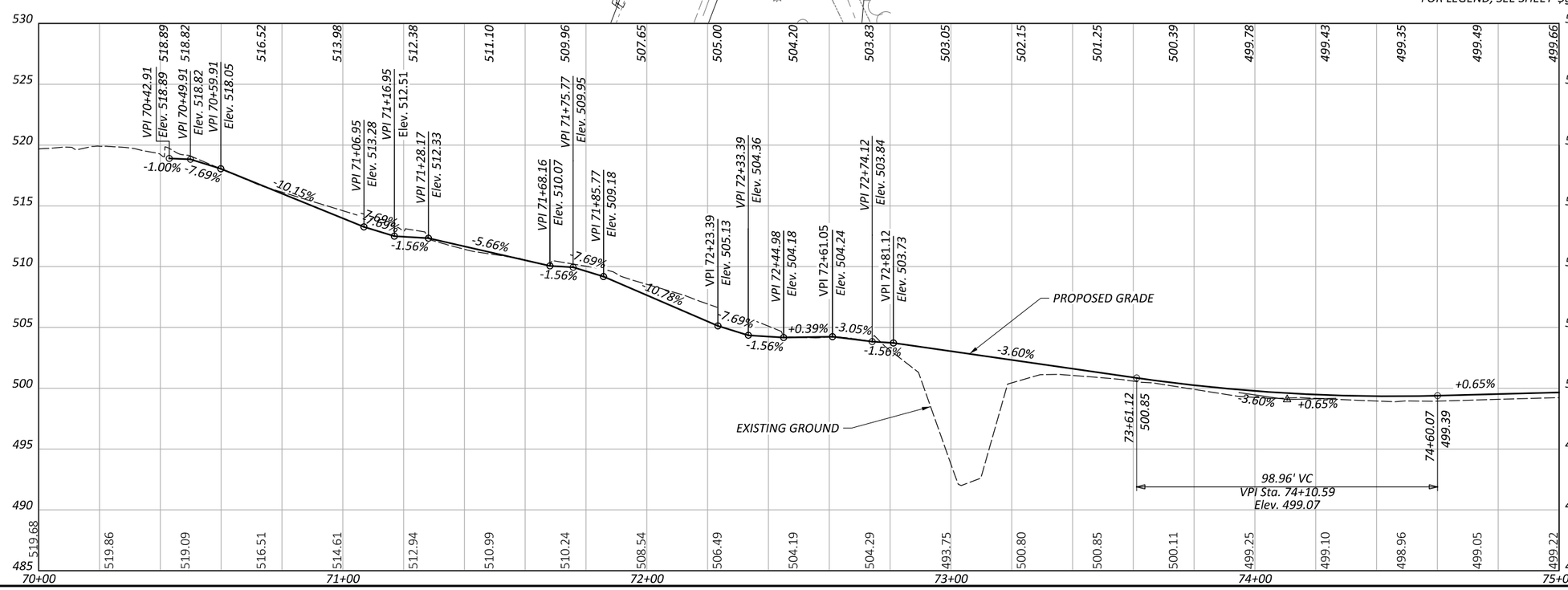

PLAN AND PROFILE
STA. 70+00.00 TO STA. 75+00.00

HAM-COLUMBIA CONNECTOR

MODEL: CLP_24 - Plan 1 [Sheet] PAPERSIZE: 17x11 (in.) DATE: 1/12/2024 TIME: 2:23:03 PM USER: qiachen
V:\1736\active\173620147\engineering\114496\400-Engineering\Roadway\Sheets\114496_GP003.dgn

DESIGN AGENCY
Stantec
10200 Alliance Road, Suite 300
Cincinnati, OH 45242
(513) 842-8200

DESIGNER	
ZTM	
REVIEWER	
PJD	$date$
PROJECT ID	
114496	
SHEET	TOTAL
P.14	63

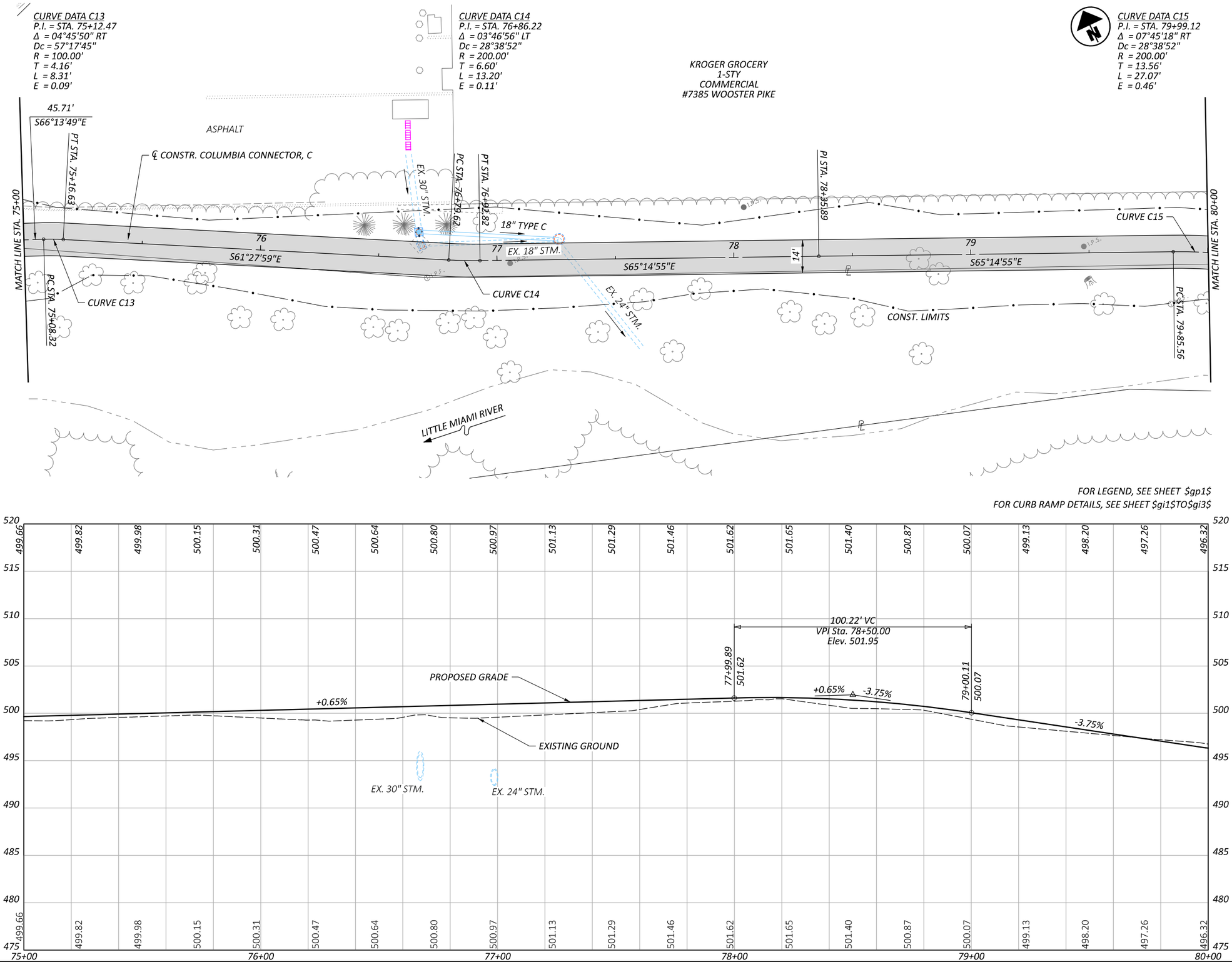

HORIZONTAL SCALE IN FEET
0 10 20 40

PLAN AND PROFILE
STA. 75+00.00 TO STA. 80+00.00

HAM-COLUMBIA CONNECTOR

MODEL: CLP_24 - Plan 2 [Sheet] PAPERSIZE: 17x11 (in.) DATE: 1/12/2024 TIME: 2:49:27 PM USER: qiachen
V:\1736\active\173620147\engineering\114496\400-Engineering\Roadway\Sheets\114496_GP003.dgn

DESIGN AGENCY
Stantec
10200 Alliance Road, Suite 300
Cincinnati, OH 45242
(513) 842-8200

DESIGNER
ZTM

REVIEWER
PJD $date$

PROJECT ID
114496

SHEET P.15 TOTAL 63

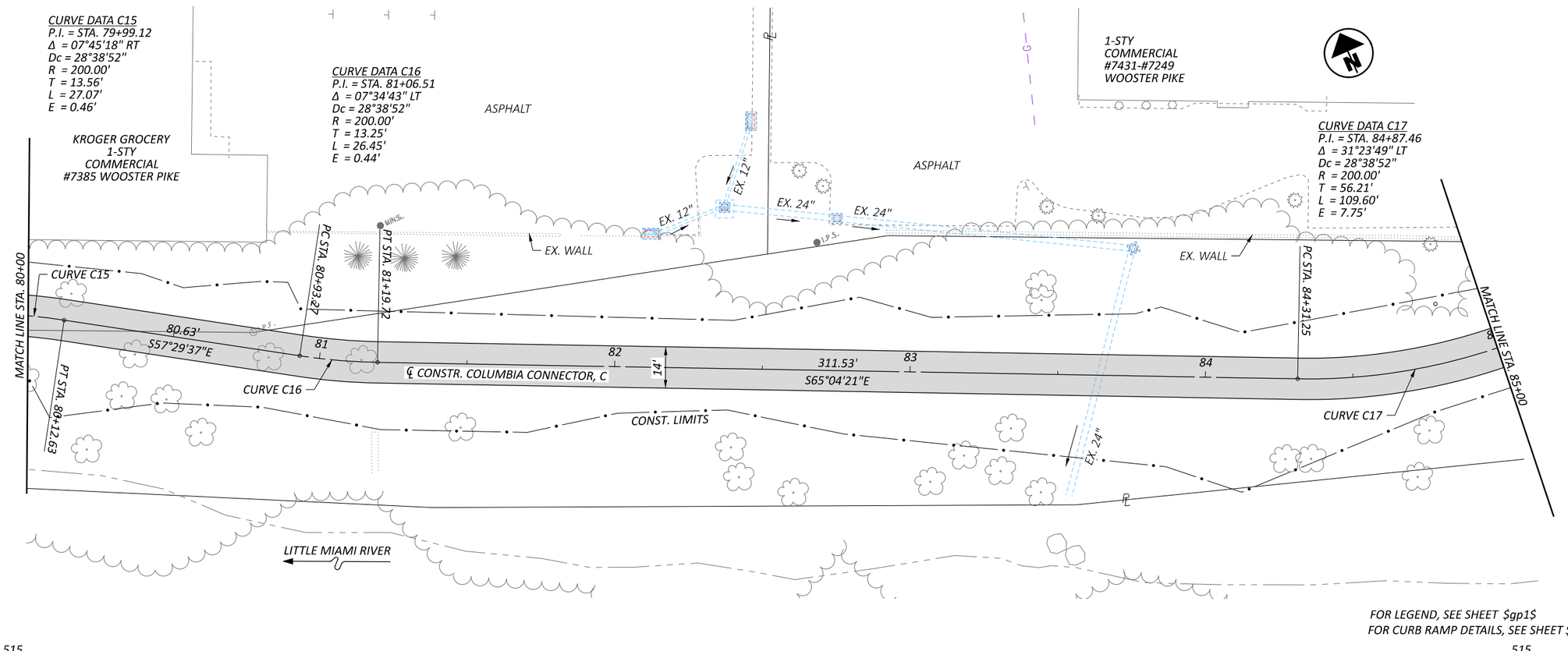

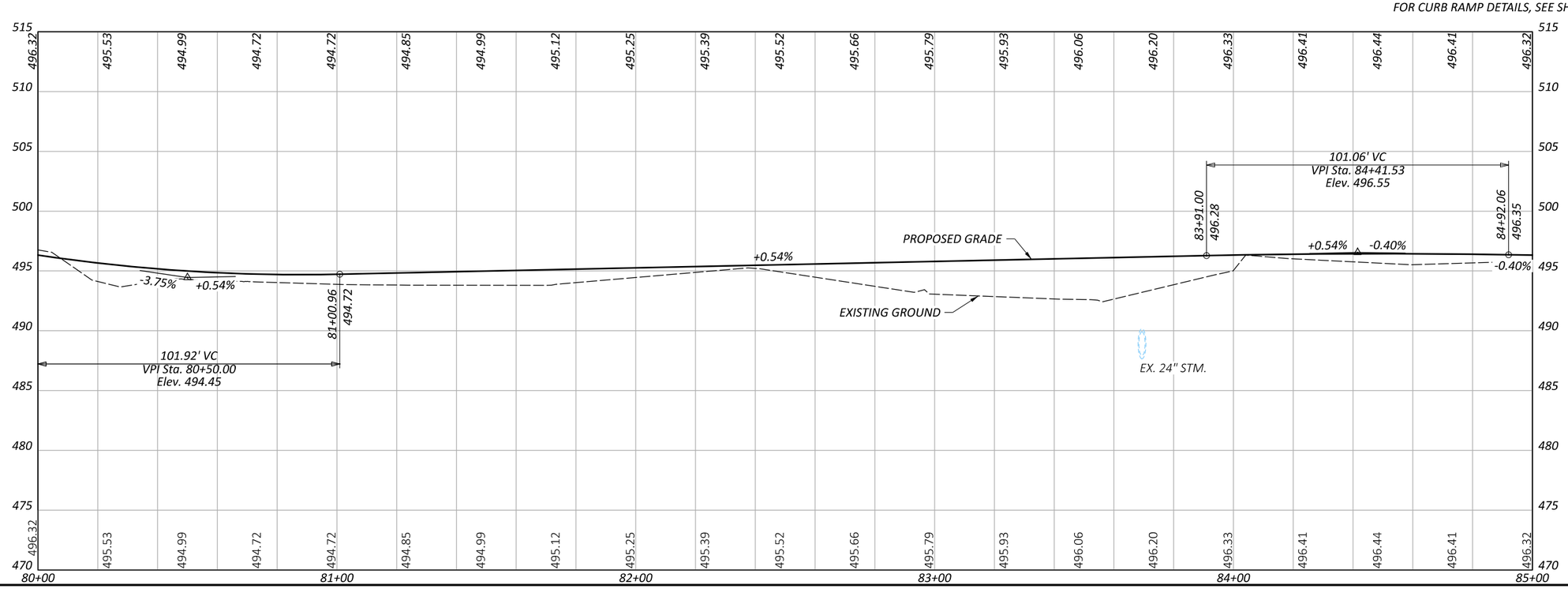

HORIZONTAL SCALE IN FEET
0 10 20 40

PLAN AND PROFILE
STA. 80+00.00 TO STA. 85+00.00

HAM-COLUMBIA CONNECTOR

MODEL: CLP_24 - Plan 3 [Sheet] PAPERSIZE: 17x11 (in.) DATE: 1/12/2024 TIME: 2:52:00 PM USER: qiachen
V:\1736\active\173620147\engineering\114496\400-Engineering\Roadway\Sheets\114496_GP003.dgn

DESIGN AGENCY
Stantec
10200 Alliance Road, Suite 300
Cincinnati, OH 45242
(513) 842-8200

DESIGNER
ZTM

REVIEWER
PJD $date$

PROJECT ID
114496

SHEET P.16 TOTAL 63

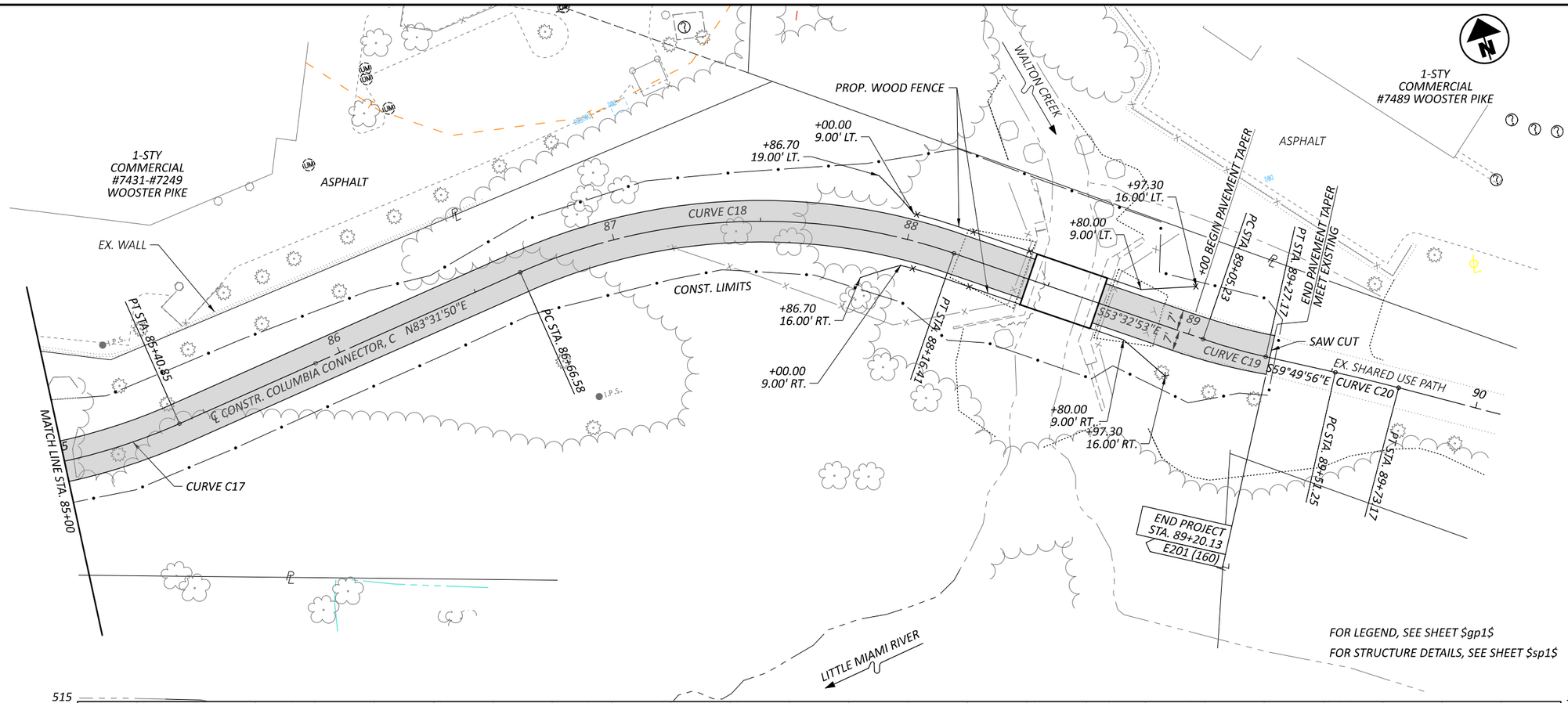

CURVE DATA C17
P.I. = STA. 84+87.46
Δ = 31°23'49" LT
Dc = 28°38'52"
R = 200.00'
T = 56.21'
L = 109.60'
E = 7.75'
PC = STA. 84+31.25
PT = STA. 85+40.85

CURVE DATA C18
P.I. = STA. 87+45.21
Δ = 42°55'18" RT
Dc = 28°38'52"
R = 200.00'
T = 78.62'
L = 149.82'
E = 14.9'
PC = STA. 86+66.58
PT = STA. 88+16.41

CURVE DATA C19
P.I. = STA. 89+16.21
Δ = 06°17'03" LT
Dc = 28°38'52"
R = 200.00'
T = 10.98'
L = 21.94'
E = 0.30'
PC = STA. 89+05.23
PT = STA. 89+27.17

CURVE DATA C20
P.I. = STA. 89+62.21
Δ = 01°58'18" RT
Dc = 08°59'41"
R = 637.00'
T = 10.96'
L = 21.92'
E = 0.09'
PC = STA. 89+51.25
PT = STA. 89+73.17

FOR LEGEND, SEE SHEET $gp1$
FOR STRUCTURE DETAILS, SEE SHEET $sp1$

HORIZONTAL SCALE IN FEET
0 10 20 40

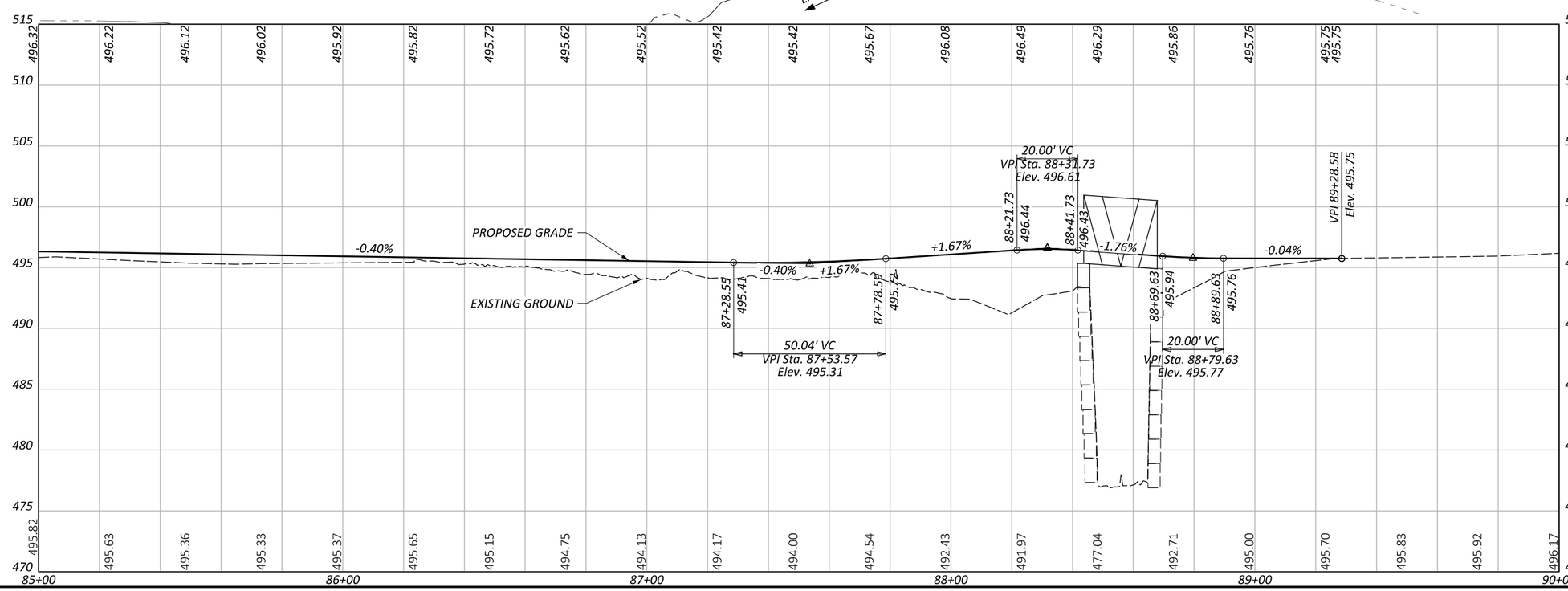

PLAN AND PROFILE
STA. 85+00.00 TO STA. 90+00.00

HAM-COLUMBIA CONNECTOR

MODEL: CLP_24 - Plan 4 [Sheet] PAPERSIZE: 17x11 (in.) DATE: 1/12/2024 TIME: 2:23:07 PM USER: qiachen
V:\1736\active\17362014\engineering\114496\400-Engineering\Roadway\Sheets\114496_GP003.dgn

DESIGN AGENCY
Stantec
10200 Alliance Road, Suite 300
Cincinnati, OH 45242
(513) 842-8200

DESIGNER	
ZTM	
REVIEWER	
PJD	$date$
PROJECT ID	
114496	
SHEET	TOTAL
P.17	63

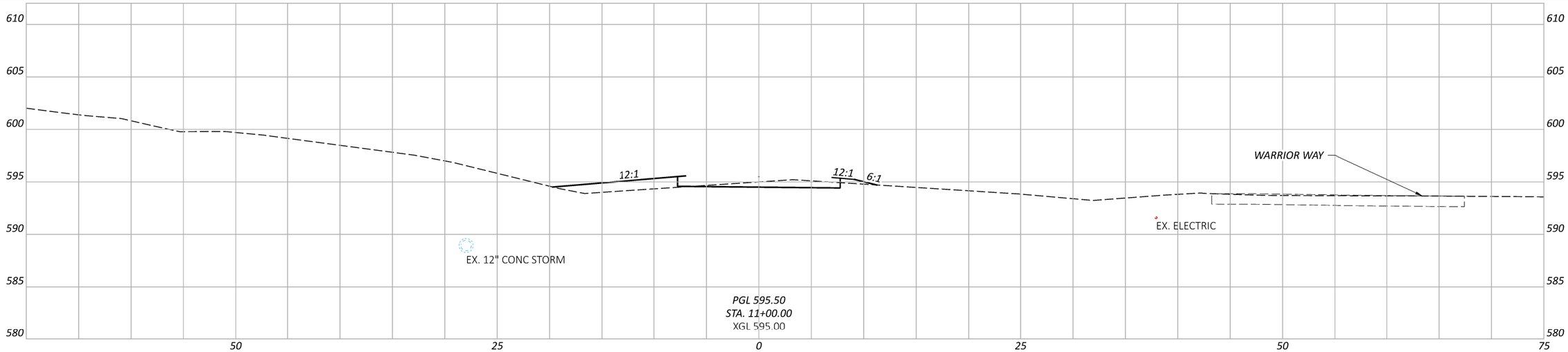

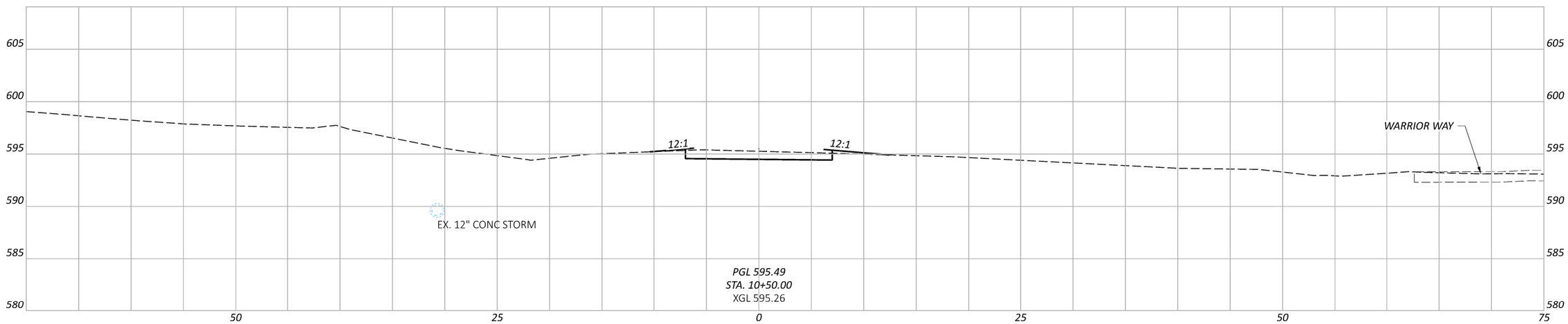

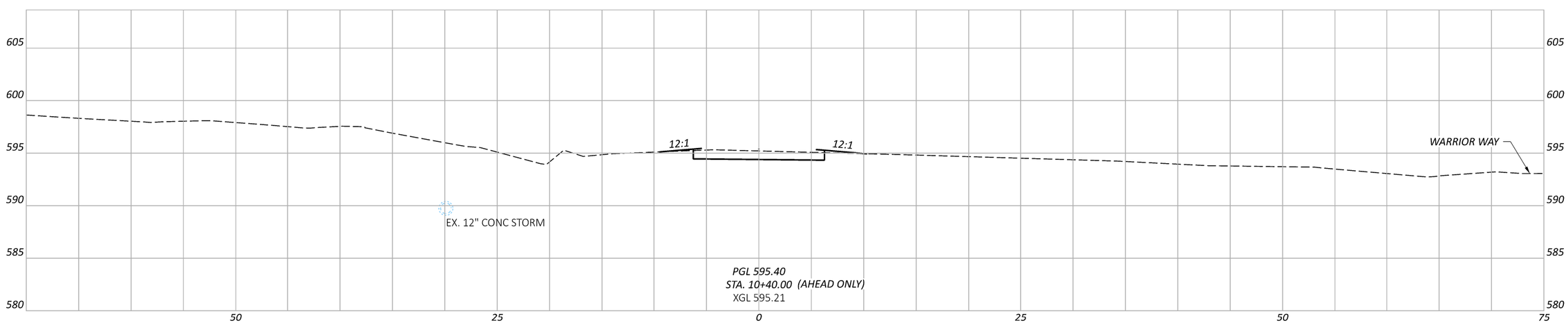

HAM-COLUMBIA CONNECTOR

MODEL: CLP_37 - 10+00.00 [Sheet] PAPERSIZE: 17x11 (in.) DATE: 1/17/2024 TIME: 12:45:51 PM USER: mmondlak
V:\1736\active\173620147\engineering\114496\400-Engineering\Roadway\Sheets\114496_XS001.dgn

CROSS SECTIONS
STA. 10+00.00 TO STA. 11+00.00

DESIGN AGENCY
Stantec
10200 Alliance Road, Suite 300
Cincinnati, OH 45242
(513) 842-8200

DESIGNER
ZTM

REVIEWER
PJD $date$

PROJECT ID
114496

Sheet Totals		
Seeding	Cut	Fill

SHEET P.18 TOTAL 63

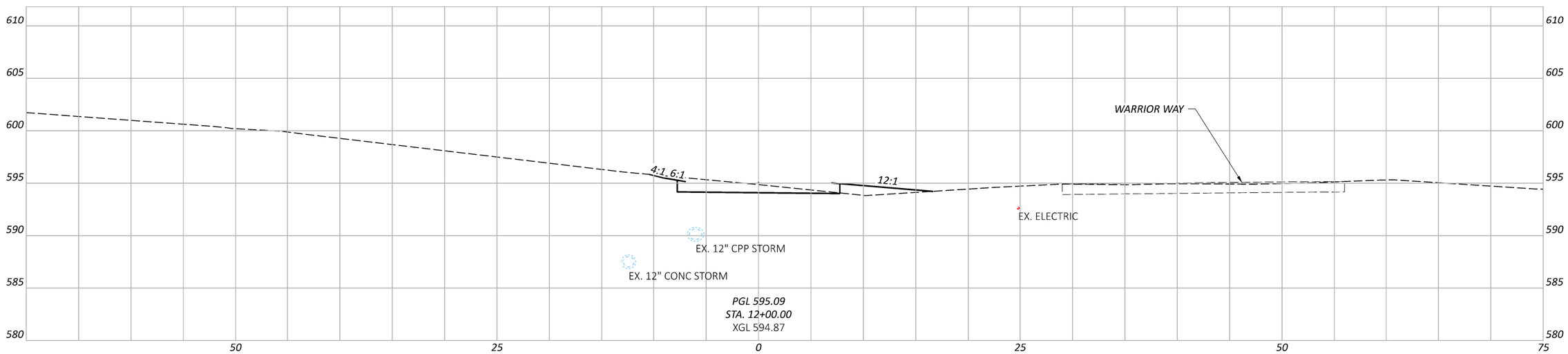

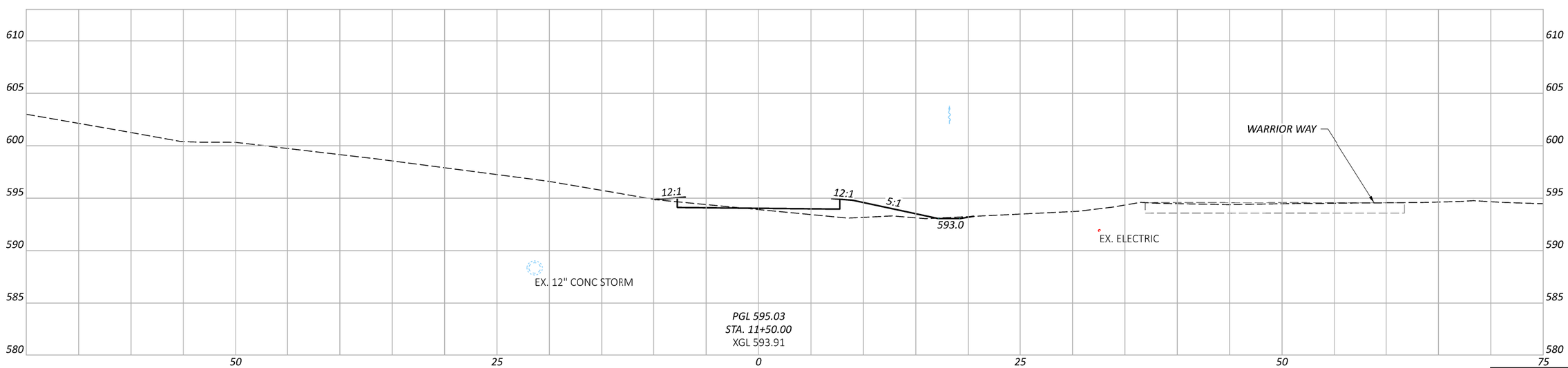

CROSS SECTIONS
STA. 11+50.00 TO STA. 12+00.00

HAM-COLUMBIA CONNECTOR

MODEL: CLP_37 - 11+50.00 [Sheet] PAPERSIZE: 17x11 (in.) DATE: 1/17/2024 TIME: 12:47:26 PM USER: mmondlak
V:\1736\active\173620147\engineering\114496\400-Engineering\Roadway\Sheets\114496_XS001.dgn

Sheet Totals		
Seeding	Cut	Fill

DESIGN AGENCY
Stantec
10200 Alliance Road, Suite 300
Cincinnati, OH 45242
(513) 842-8200

DESIGNER
ZTM

REVIEWER
PJD $date$

PROJECT ID
114496

SHEET P.19 TOTAL 63

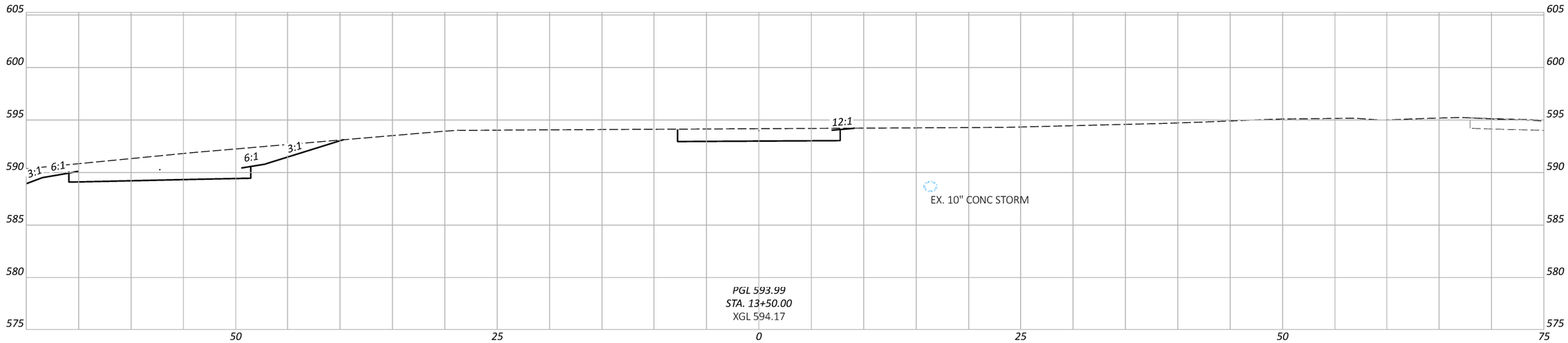

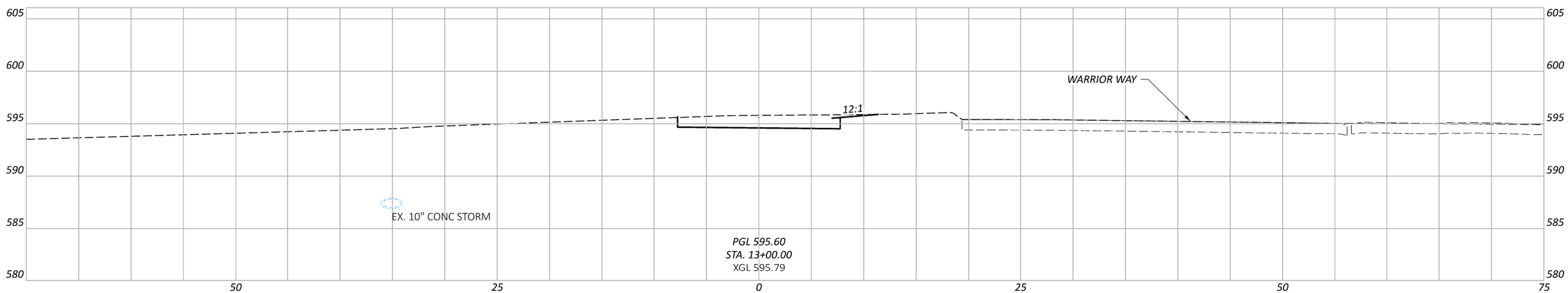

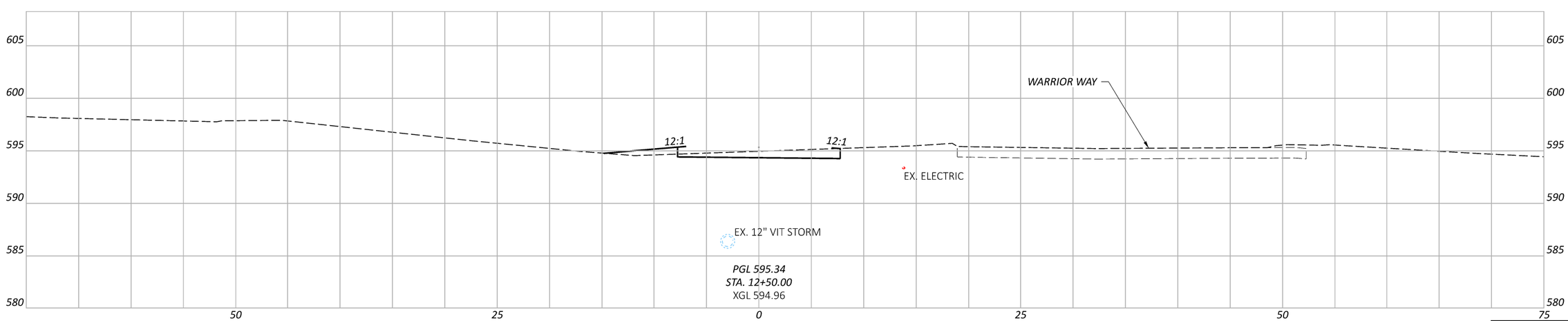

Sheet Totals		
Seeding	Cut	Fill

CROSS SECTIONS
STA. 12+50.00 TO STA. 13+50.00

DESIGN AGENCY

Stantec
10200 Alliance Road, Suite 300
Cincinnati, OH 45242
(513) 842-8200

DESIGNER: ZTM

REVIEWER: PJD $date$

PROJECT ID: 114496

SHEET: P.20 TOTAL: 63

HAM-COLUMBIA CONNECTOR

MODEL: CLP_37 - 12+50.00 [Sheet] PAPERSIZE: 17x11 (in.) DATE: 1/17/2024 TIME: 12:48:30 PM USER: mmondlak
V:\1736\active\173620147\engineering\114496\400-Engineering\Roadway\Sheets\114496_XS001.dgn

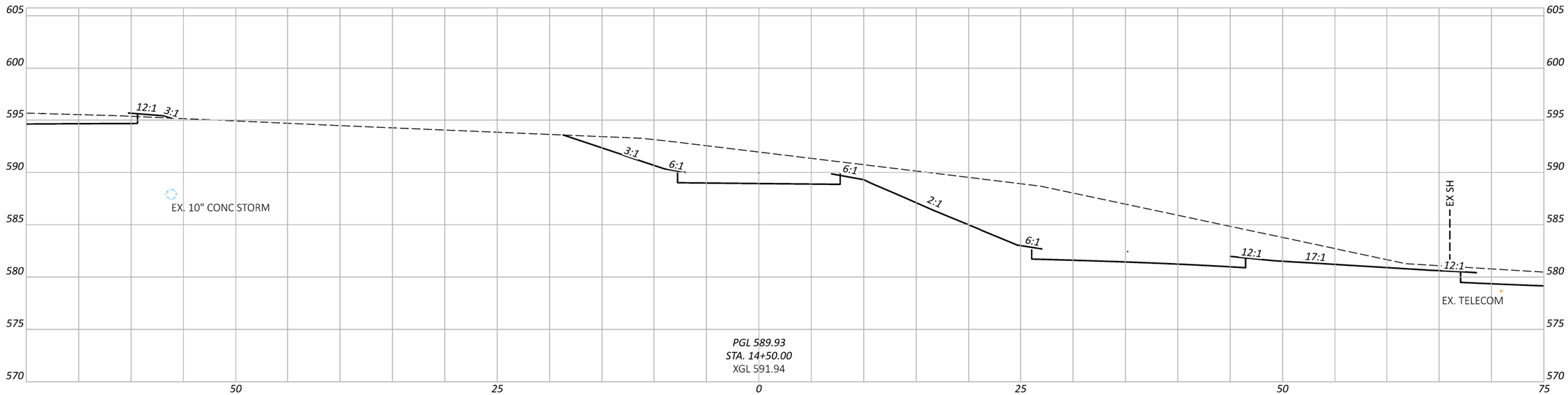

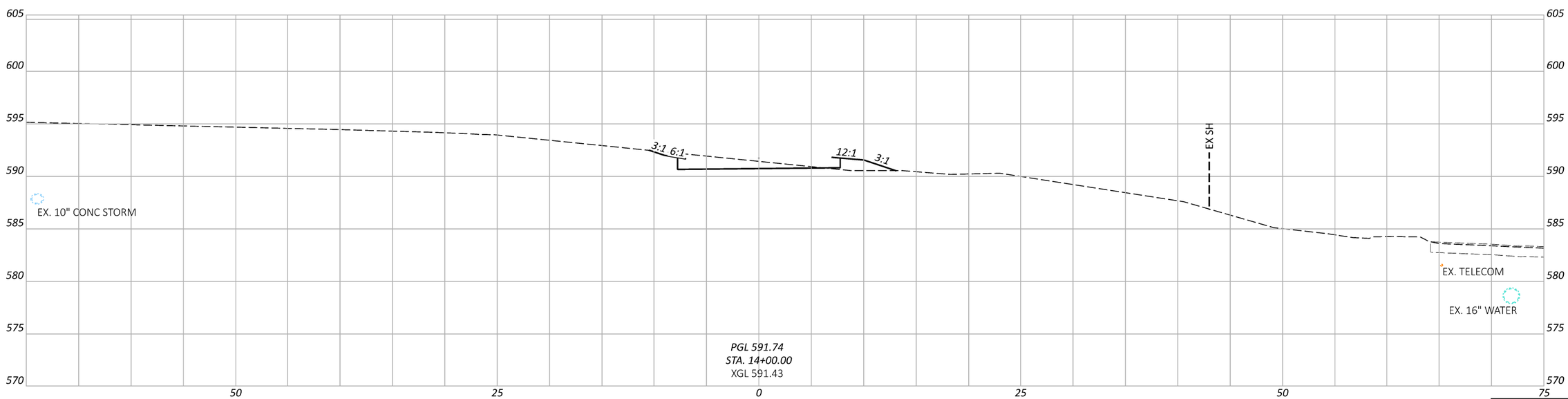

CROSS SECTIONS
STA. 14+00.00 TO STA. 14+50.00

HAM-COLUMBIA CONNECTOR

MODEL: CLP_37 - 14+00.00 [Sheet] PAPERSIZE: 17x11 (in.) DATE: 1/17/2024 TIME: 12:50:33 PM USER: mmondlak
V:\1736\active\173620147\engineering\114496\400-Engineering\Roadway\Sheets\114496_XS001.dgn

Sheet Totals		
Seeding	Cut	Fill

DESIGN AGENCY

Stantec
10200 Alliance Road, Suite 300
Cincinnati, OH 45242
(513) 842-8200

DESIGNER
ZTM

REVIEWER
PJD $date$

PROJECT ID
114496

SHEET P.21 TOTAL 63

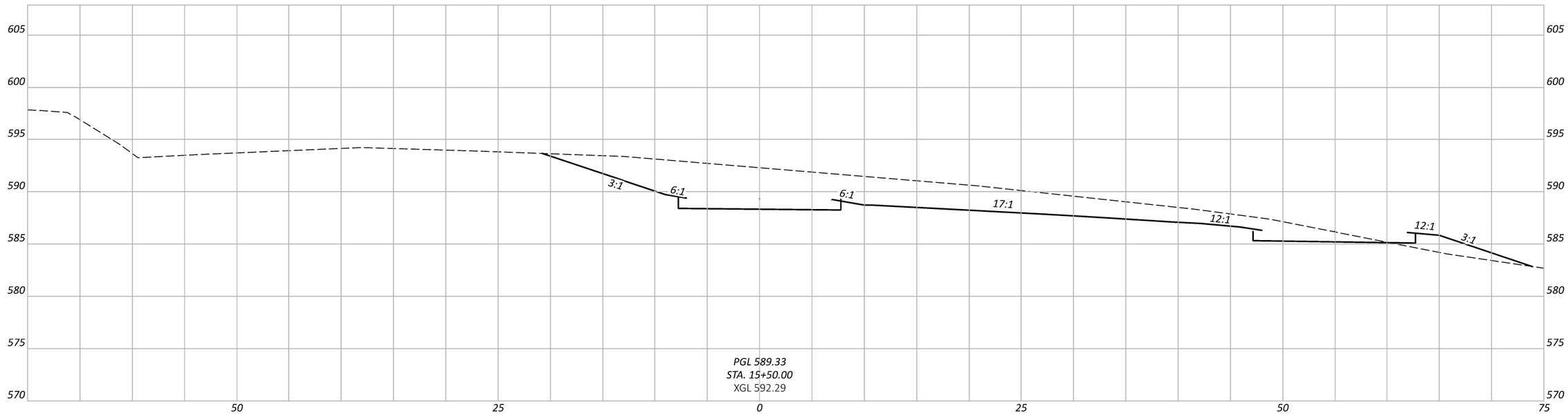

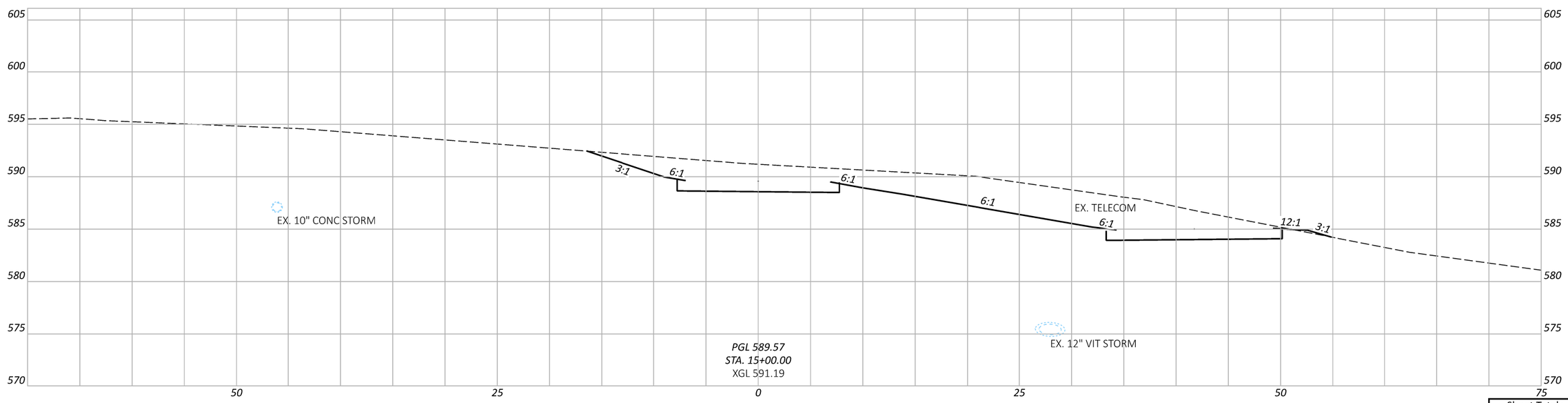

CROSS SECTIONS
STA. 15+50.00 TO STA. 15+50.00

HAM-COLUMBIA CONNECTOR

MODEL: CLP_37 - 15+00.00 [Sheet] PAPERSIZE: 17x11 (in.) DATE: 1/17/2024 TIME: 12:52:13 PM USER: mmondlak
V:\1736\active\173620147\engineering\114496\400-Engineering\Roadway\Sheets\114496_XS001.dgn

Sheet Totals		
Seeding	Cut	Fill

DESIGN AGENCY
Stantec
10200 Alliance Road, Suite 300
Cincinnati, OH 45242
(513) 842-8200

DESIGNER: ZTM
REVIEWER: PJD $date$
PROJECT ID: 114496
SHEET: P.22
TOTAL: 63

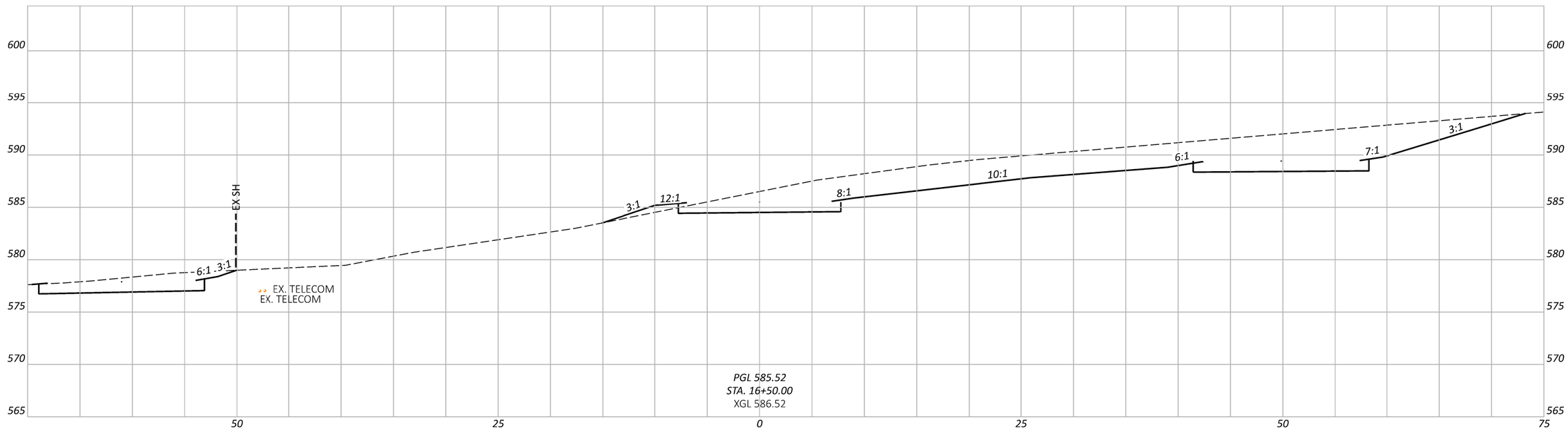

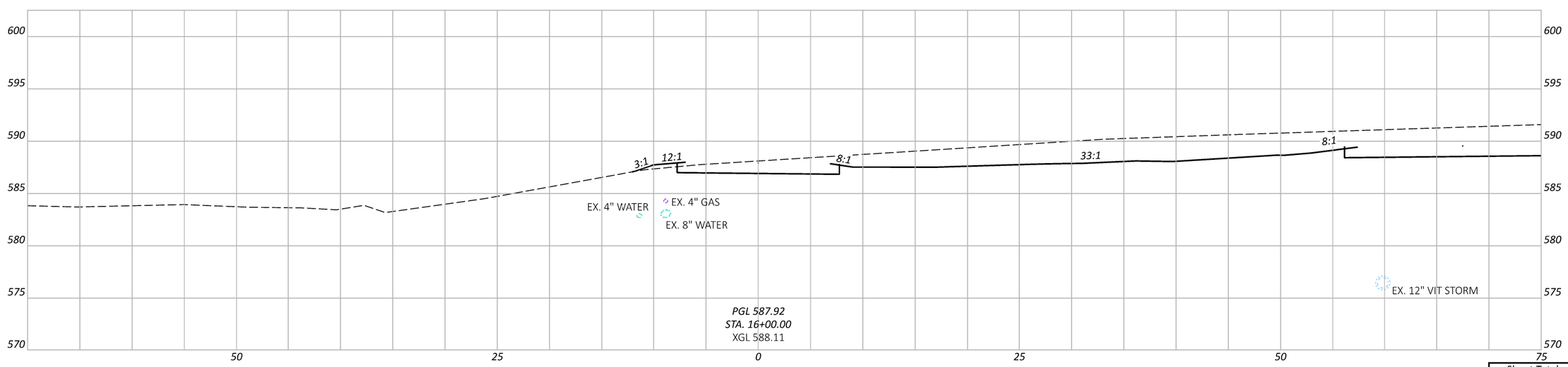

HAM-COLUMBIA CONNECTOR

MODEL: CLP_37 - 16+00.00 [Sheet] PAPERSIZE: 17x11 (in.) DATE: 1/17/2024 TIME: 12:53:04 PM USER: mmondlak
V:\1736\active\173620147\engineering\114496\400-Engineering\Roadway\Sheets\114496_XS001.dgn

CROSS SECTIONS
STA. 16+00.00 TO STA. 16+50.00

Sheet Totals		
Seeding	Cut	Fill

DESIGN AGENCY
Stantec
10200 Alliance Road, Suite 300
Cincinnati, OH 45242
(513) 842-8200

DESIGNER
ZTM

REVIEWER
PJD $date$

PROJECT ID
114496

SHEET P.23 TOTAL 63

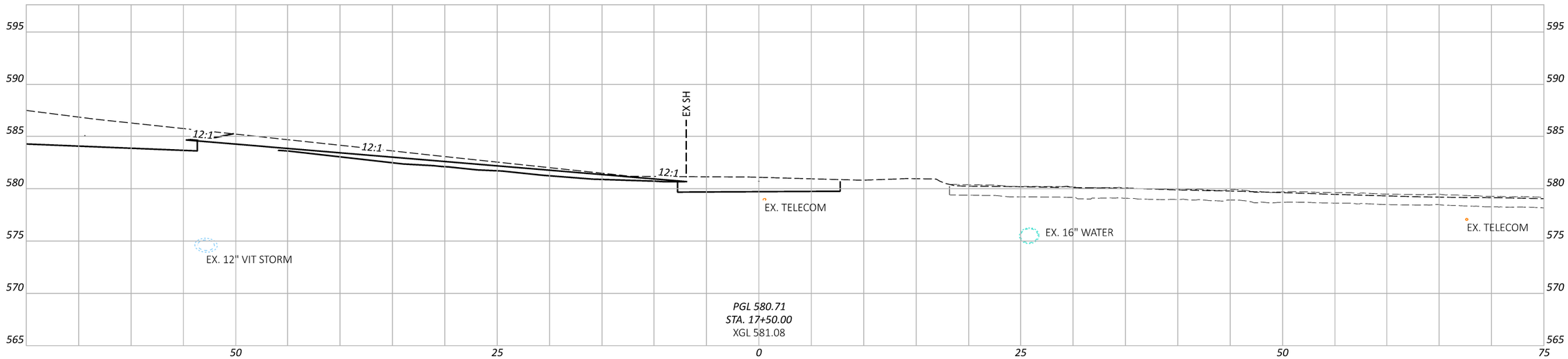

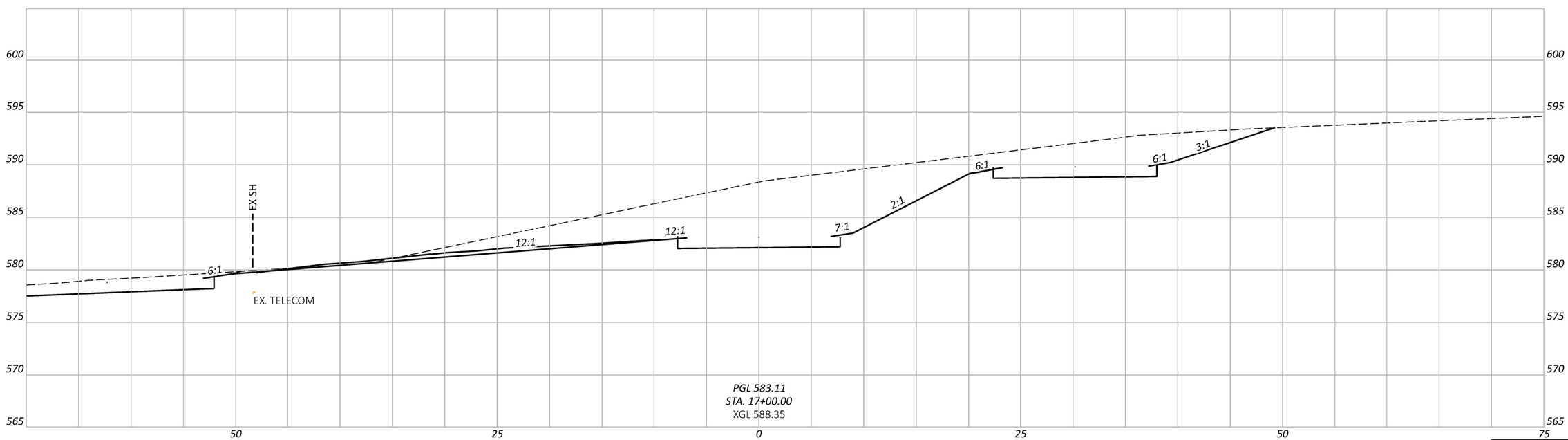

Sheet Totals		
Seeding	Cut	Fill

CROSS SECTIONS
STA. 17+00.00 TO STA. 17+50.00

DESIGN AGENCY

Stantec
10200 Alliance Road, Suite 300
Cincinnati, OH 45242
(513) 842-8200

DESIGNER: ZTM

REVIEWER: PJD $date$

PROJECT ID: 114496

SHEET: P.24 TOTAL: 63

HAM-COLUMBIA CONNECTOR

MODEL: CLP_37 - 17+00.00 [Sheet] PAPERSIZE: 17x11 (in.) DATE: 1/17/2024 TIME: 12:54:27 PM USER: mmondlak
V:\1736\active\173620147\engineering\114496\400-Engineering\Roadway\Sheets\114496_XS001.dgn

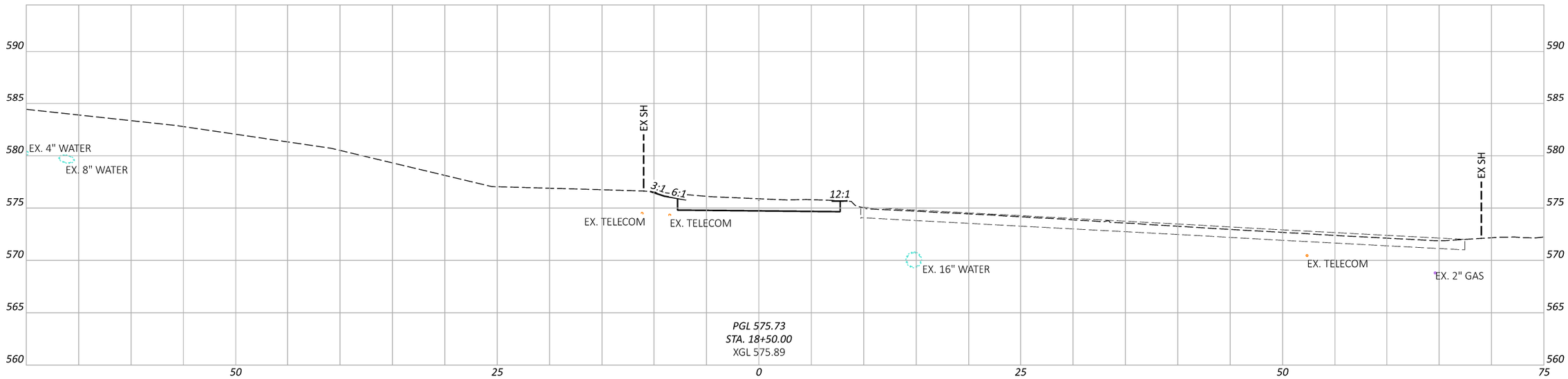

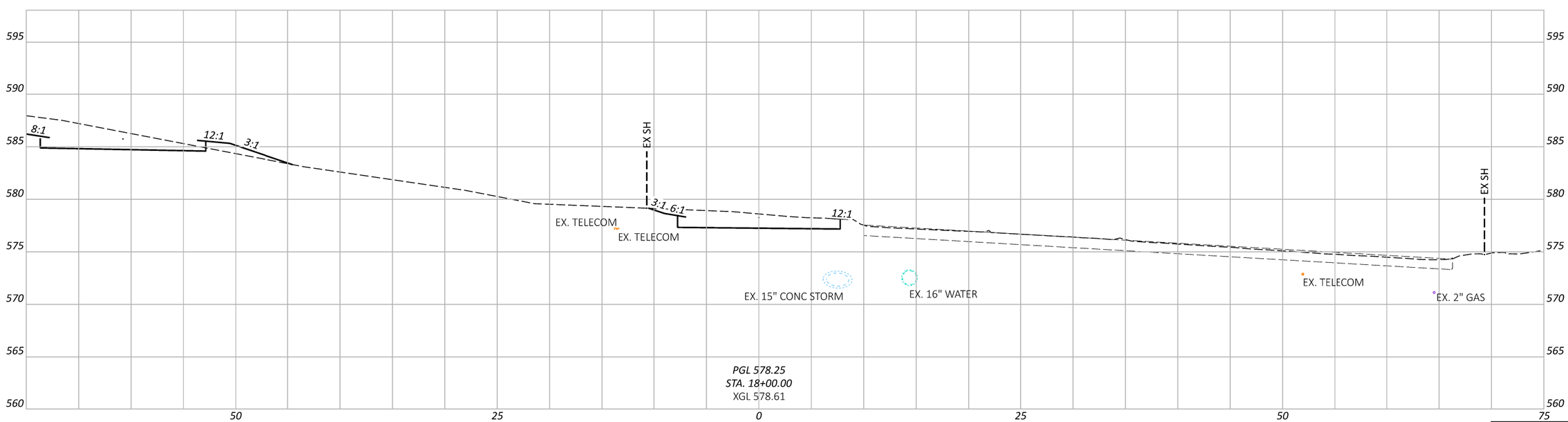

CROSS SECTIONS
STA. 18+00.00 TO STA. 18+50.00

Sheet Totals		
Seeding	Cut	Fill

DESIGN AGENCY
Stantec
10200 Alliance Road, Suite 300
Cincinnati, OH 45242
(513) 842-8200

DESIGNER: ZTM
REVIEWER: PJD $date$
PROJECT ID: 114496
SHEET: P.25 TOTAL: 63

HAM-COLUMBIA CONNECTOR

MODEL: CLP_37 - 18+00.00 [Sheet] PAPERSIZE: 17x11 (in.) DATE: 1/17/2024 TIME: 12:55:45 PM USER: mmondlak
V:\1736\active\173620147\engineering\114496\400-Engineering\Roadway\Sheets\114496_XS001.dgn

HAM-COLUMBIA CONNECTOR

MODEL: CLP_37 - 20+00.00 [Sheet] PAPERSIZE: 17X11 (in.) DATE: 1/17/2024 TIME: 12:57:09 PM USER: mmondlak
V:\1736\active\173620147\engineering\114496\400-Engineering\Roadway\Sheets\114496_XS001.dgn

CROSS SECTION
STA. 20+00.00

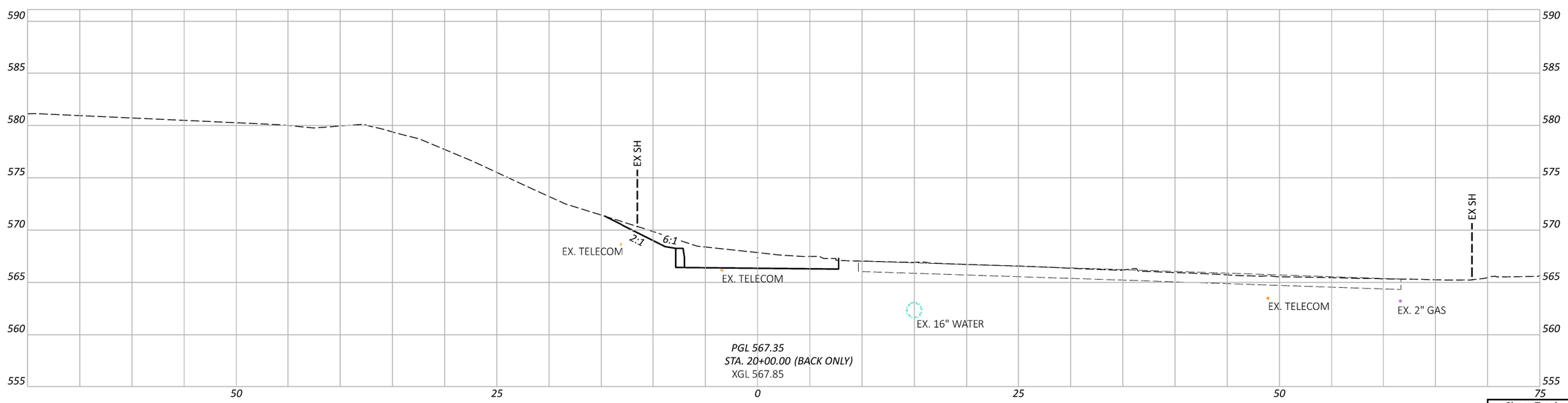

Sheet Totals		
Seeding	Cut	Fill

DESIGN AGENCY
Stantec
10200 Alliance Road, Suite 300
Cincinnati, OH 45242
(513) 842-8200

DESIGNER
ZTM

REVIEWER
PJD $date$

PROJECT ID
114496

SHEET P.26 TOTAL 63

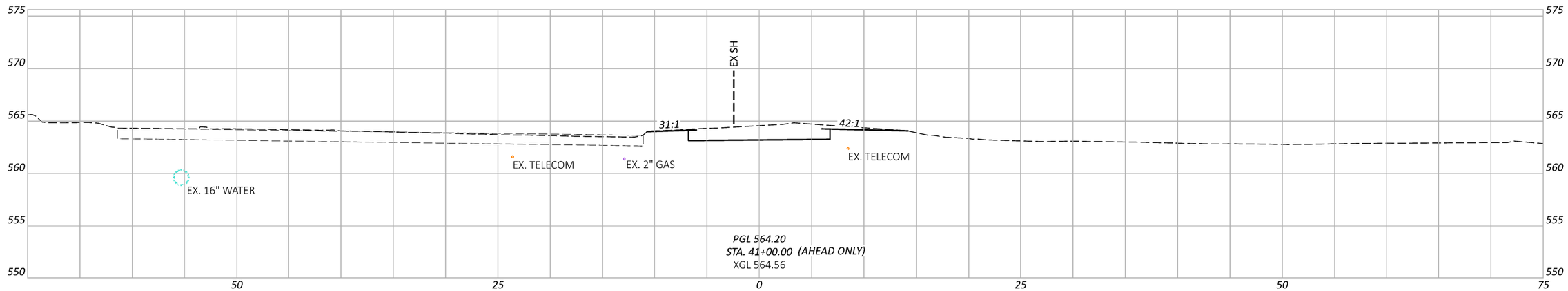

CROSS SECTIONS
STA. 40+00.00 TO STA. 41+50.00

HAM-COLUMBIA CONNECTOR

MODEL: CLP_962 - 40+00.00 [Sheet] PAPERSIZE: 17x11 (in.) DATE: 1/17/2024 TIME: 1:07:00 PM USER: mmondlak
V:\1736\active\173620147\engineering\114496\400-Engineering\Roadway\Sheets\114496_XS002.dgn

DESIGN AGENCY

Stantec
10200 Alliance Road,
Suite 300
Cincinnati, OH 45242
(513) 842-8200

DESIGNER	ZTM
REVIEWER	PJD $date$
PROJECT ID	114496
SHEET	P.27
TOTAL	63

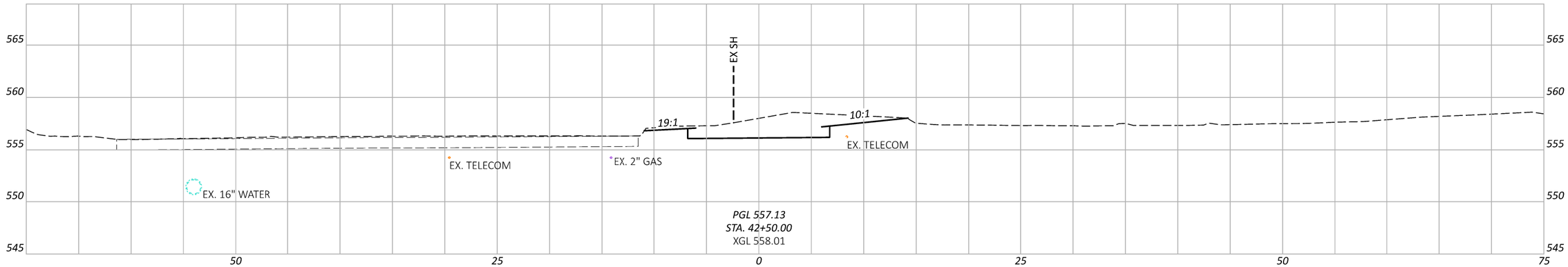

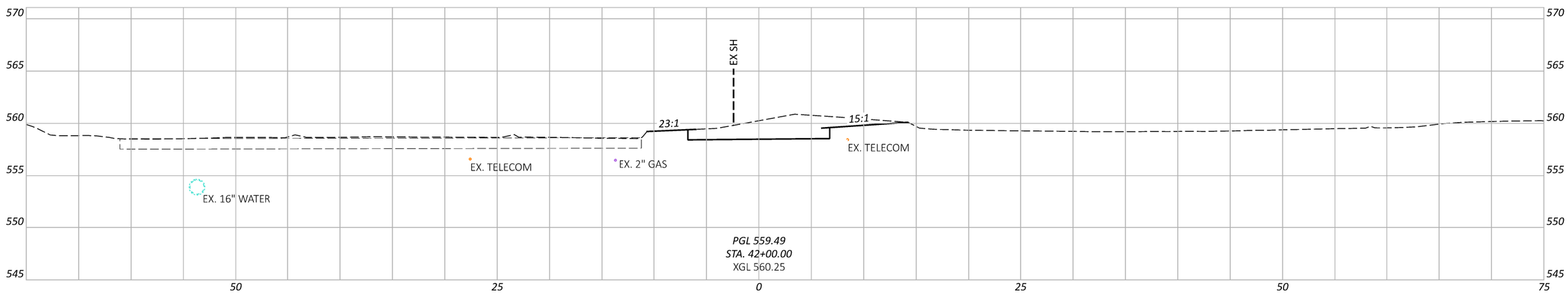

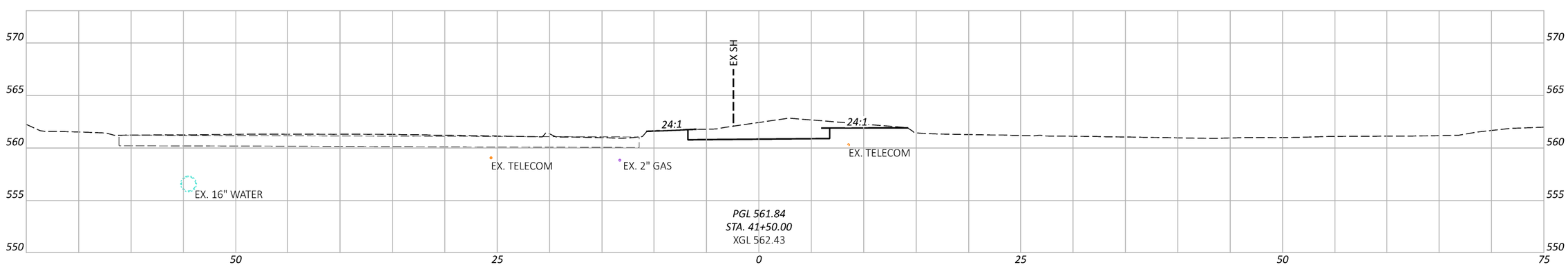

CROSS SECTIONS
STA. 41+50.00 TO STA. 43+00.00

HAM-COLUMBIA CONNECTOR

MODEL: CLP_962 - 41+50.00 [Sheet] PAPERSIZE: 17x11 (in.) DATE: 1/17/2024 TIME: 1:08:59 PM USER: mmondlak
V:\1736\active\173620147\engineering\114496\400-Engineering\Roadway\Sheets\114496_XS002.dgn

DESIGN AGENCY
Stantec
10200 Alliance Road, Suite 300
Cincinnati, OH 45242
(513) 842-8200

DESIGNER
ZTM

REVIEWER
PJD $date$

PROJECT ID
114496

SHEET P.28 TOTAL 63

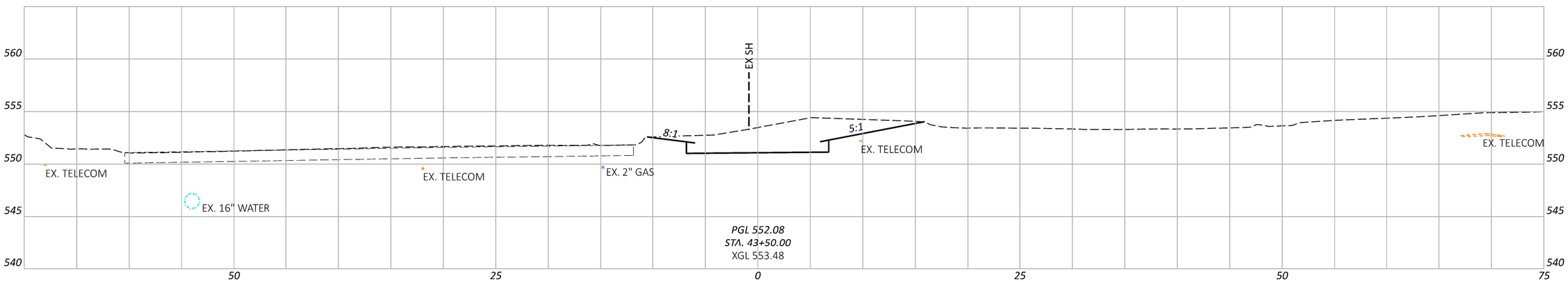

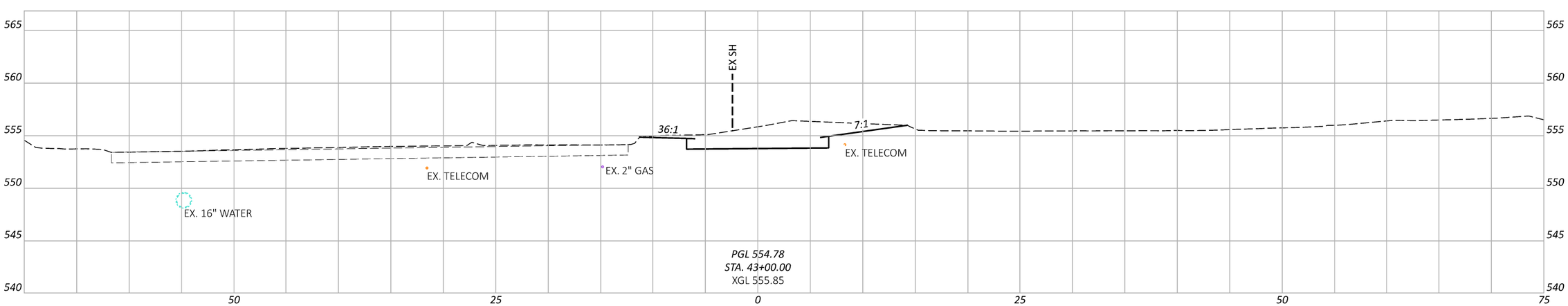

CROSS SECTIONS
STA. 43+00.00 TO STA. 44+50.00

HAM-COLUMBIA CONNECTOR

MODEL: CLP_962 - 43+00.00 [Sheet] PAPERSIZE: 17X11 (in.) DATE: 1/17/2024 TIME: 1:10:05 PM USER: mmondlak
V:\1736\active\173620147\engineering\114496\400-Engineering\Roadway\Sheets\114496_XS002.dgn

DESIGN AGENCY
Stantec
10200 Alliance Road, Suite 300
Cincinnati, OH 45242
(513) 842-8200

DESIGNER
ZTM

REVIEWER
PJD $date$

PROJECT ID
114496

SHEET P.29 TOTAL 63

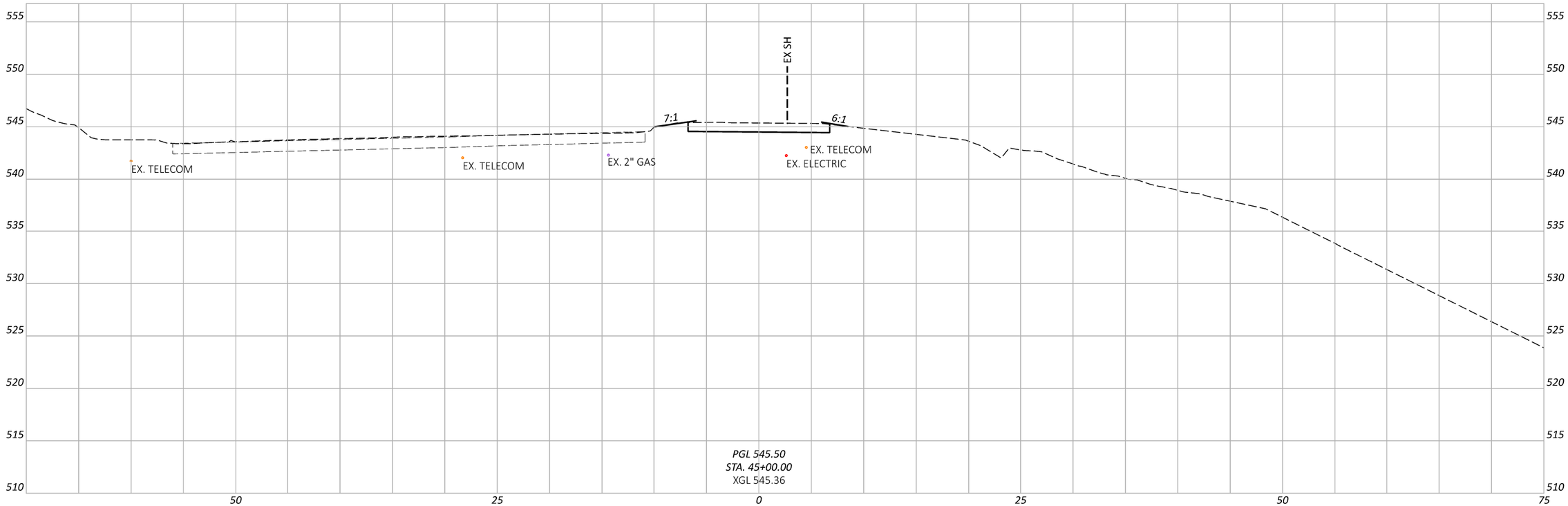

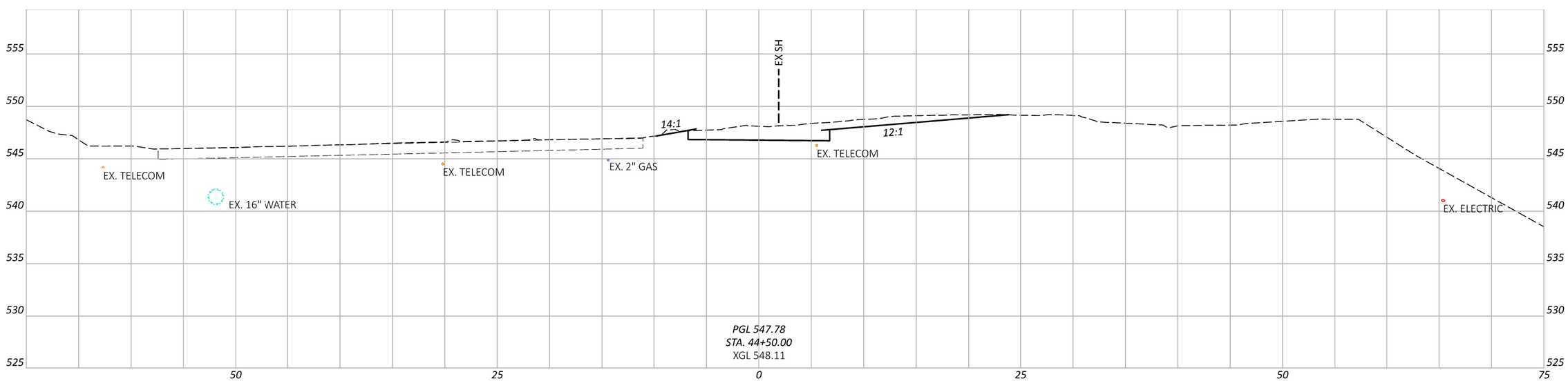

HAM-COLUMBIA CONNECTOR

MODEL: CLP_962 - 44+50.00 [Sheet] PAPERSIZE: 17x11 (in.) DATE: 1/17/2024 TIME: 1:11:25 PM USER: mmondlak
V:\1736\active\173620147\engineering\114496\400-Engineering\Roadway\Sheets\114496_XS002.dgn

CROSS SECTIONS
STA. 44+50.00 TO STA. 45+50.00

DESIGN AGENCY
Stantec
10200 Alliance Road, Suite 300
Cincinnati, OH 45242
(513) 842-8200

DESIGNER
ZTM

REVIEWER
PJD $date$

PROJECT ID
114496

SHEET P.30 TOTAL 63

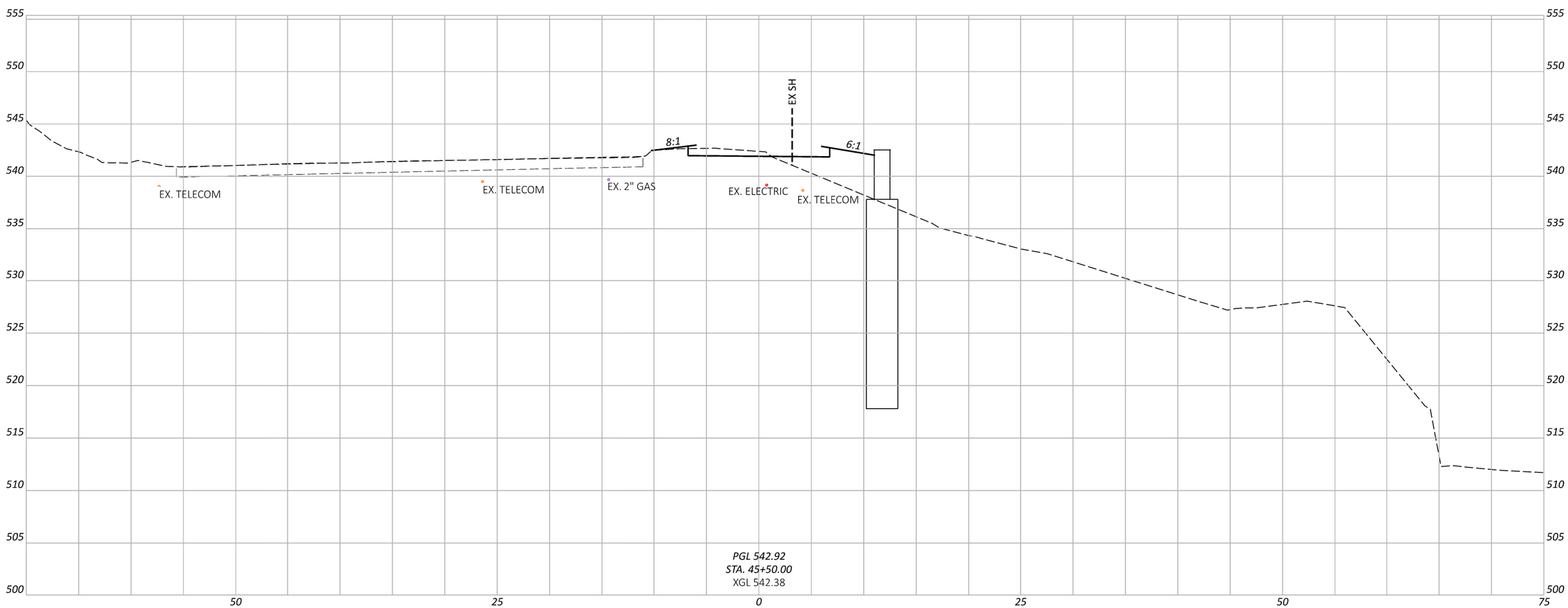

CROSS SECTIONS
STA. 45+50.00 TO STA. 46+00.00

HAM-COLUMBIA CONNECTOR

MODEL: CLP_962 - 45+50.00 [Sheet] PAPERSIZE: 17x11 (in.) DATE: 1/17/2024 TIME: 1:12:40 PM USER: mmondlak
V:\1736\active\173620147\engineering\114496\400-Engineering\Roadway\Sheets\114496_XS002.dgn

DESIGN AGENCY

Stantec
10200 Alliance Road,
Suite 300
Cincinnati, OH 45242
(513) 842-8200

DESIGNER
ZTM

REVIEWER
PJD $date$

PROJECT ID
114496

SHEET P.31 TOTAL 63

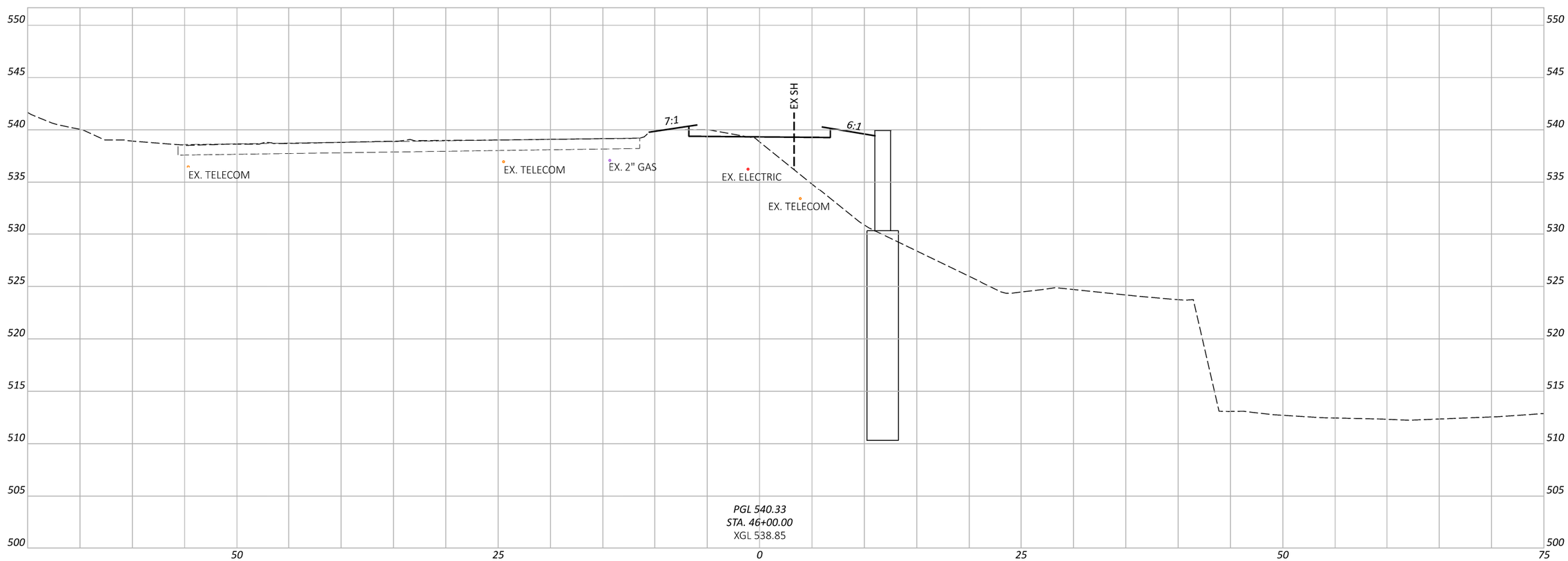

CROSS SECTIONS
STA. 46+50.00 TO STA. 46+00.00

HAM-COLUMBIA CONNECTOR

MODEL: CLP_962 - 46+00.00 [Sheet] PAPERSIZE: 17x11 (in.) DATE: 1/17/2024 TIME: 1:13:45 PM USER: mmondlak
V:\1736\active\173620147\engineering\114496\400-Engineering\Roadway\Sheets\114496_XS002.dgn

DESIGN AGENCY
Stantec
10200 Alliance Road, Suite 300
Cincinnati, OH 45242
(513) 842-8200

DESIGNER
ZTM

REVIEWER
PJD $date$

PROJECT ID
114496

SHEET P.32 TOTAL 63

HAM-COLUMBIA CONNECTOR

MODEL: CLP_562 - 46+50.00 [Sheet] PAPERSIZE: 17x11 (in.) DATE: 1/17/2024 TIME: 1:14:46 PM USER: mmondlak
V:\1736\active\173620147\engineering\114496\400-Engineering\Roadway\Sheets\114496_XS002.dgn

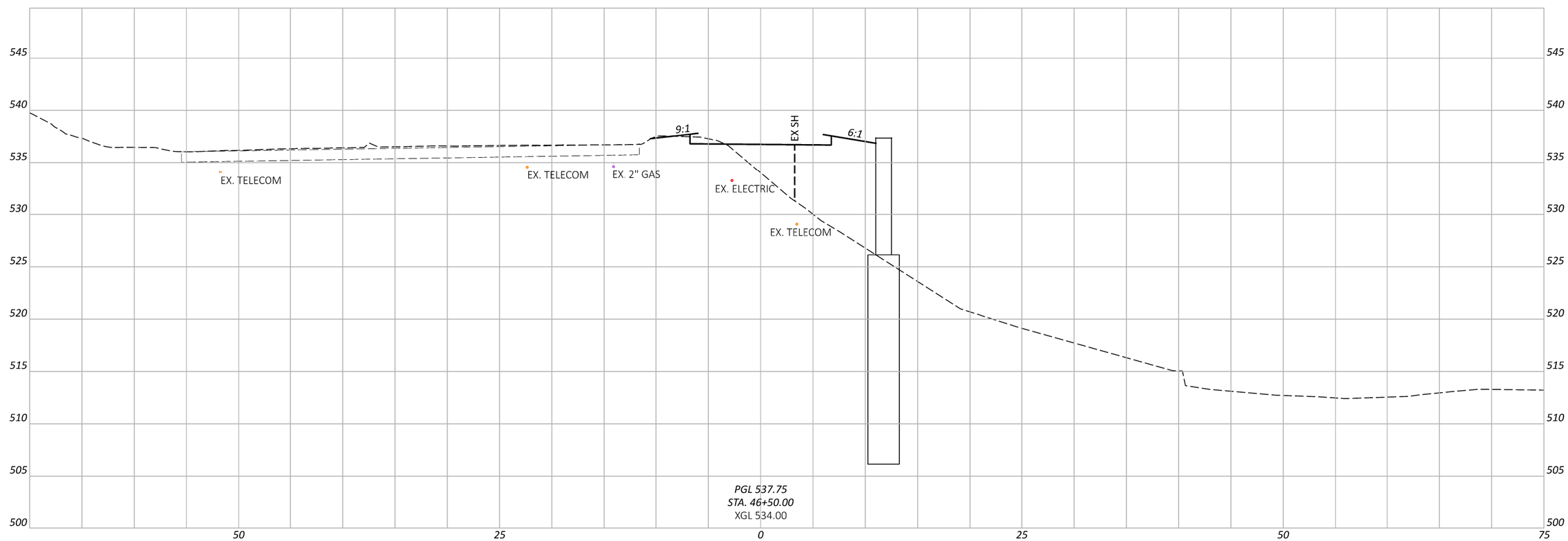

CROSS SECTIONS
STA. 46+50.00 TO STA. 47+00.00

DESIGN AGENCY
Stantec
10200 Alliance Road,
Suite 300
Cincinnati, OH 45242
(513) 842-8200

DESIGNER
ZTM

REVIEWER
PJD $date$

PROJECT ID
114496

SHEET P.33 TOTAL 63

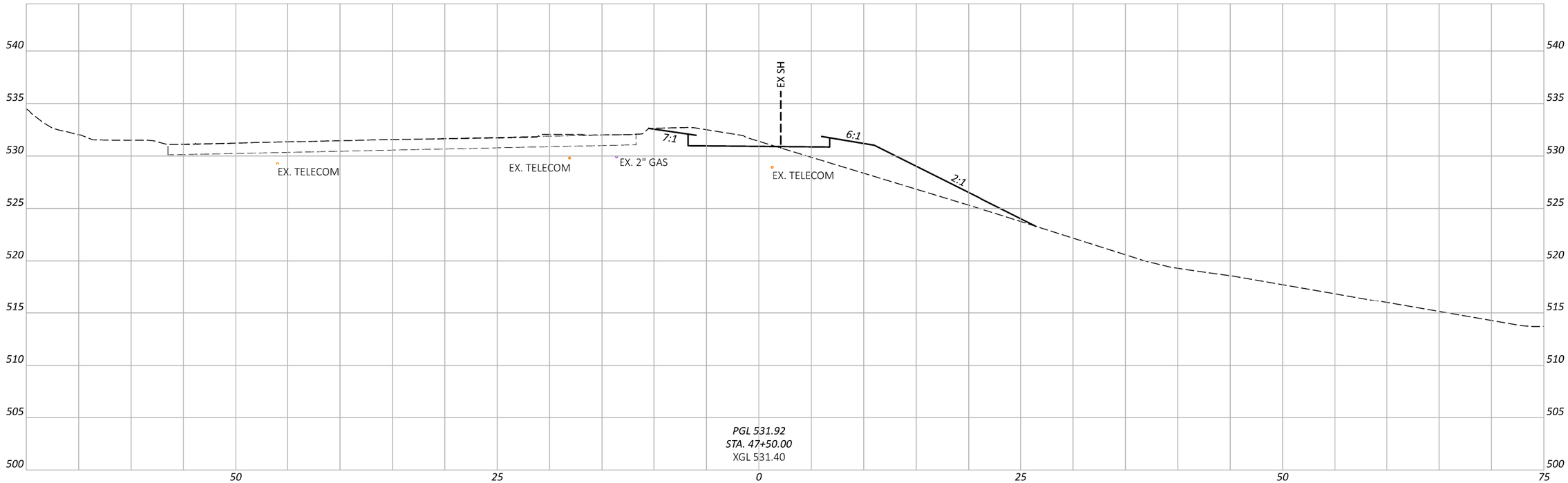

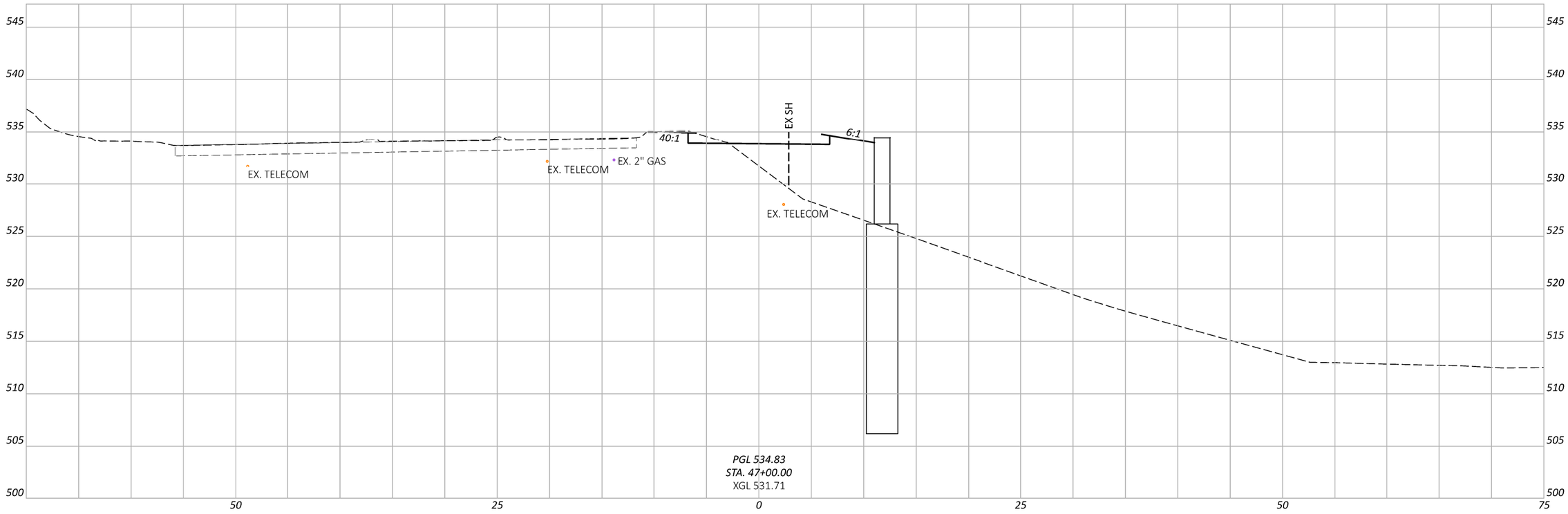

CROSS SECTIONS
STA. 47+00.00 TO STA. 48+00.00

HAM-COLUMBIA CONNECTOR

MODEL: CLP_962 - 47+00.00 [Sheet] PAPERSIZE: 17x11 (in.) DATE: 1/17/2024 TIME: 1:18:01 PM USER: mmondlak
V:\1736\active\173620147\engineering\114496\400-Engineering\Roadway\Sheets\114496_XS002.dgn

DESIGN AGENCY
Stantec
10200 Alliance Road, Suite 300
Cincinnati, OH 45242
(513) 842-8200

DESIGNER	ZTM
REVIEWER	PJD $date$
PROJECT ID	114496
SHEET	P.34
TOTAL	63

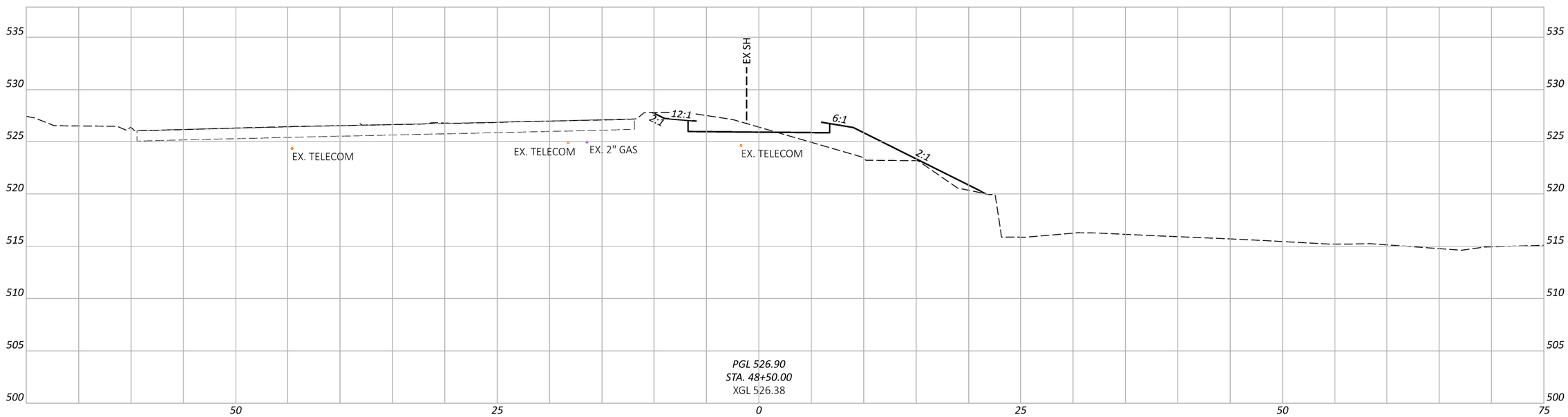

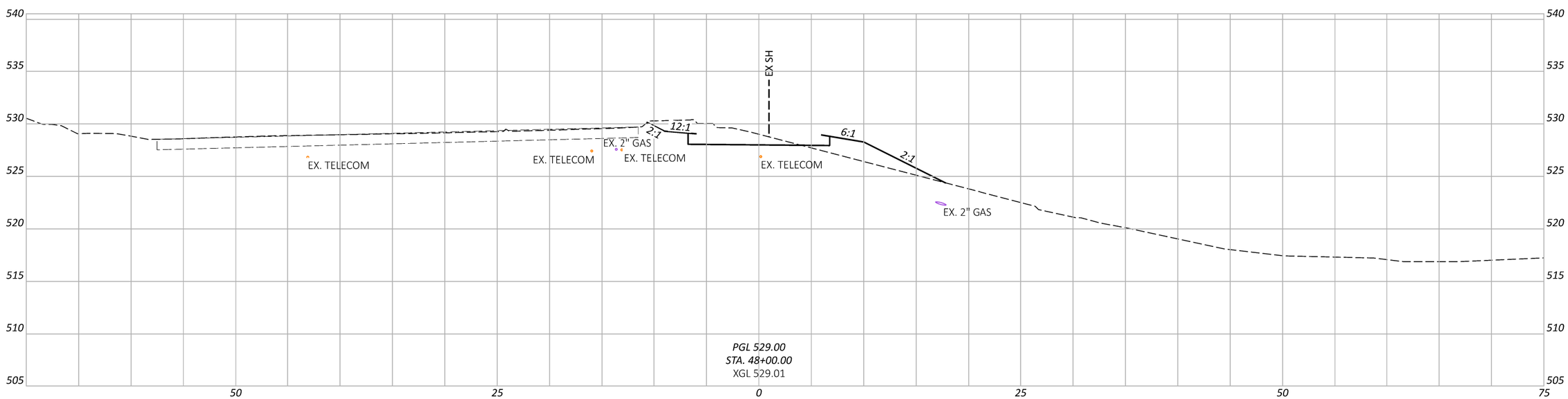

HAM-COLUMBIA CONNECTOR

MODEL: CLP_962 - 48+00.00 [Sheet] PAPERSIZE: 17x11 (in.) DATE: 1/17/2024 TIME: 1:19:03 PM USER: mmondlak
V:\1736\active\173620147\engineering\114496\400-Engineering\Roadway\Sheets\114496_XS002.dgn

CROSS SECTIONS
STA. 48+00.00 TO STA. 49+00.00

DESIGN AGENCY
Stantec
10200 Alliance Road, Suite 300
Cincinnati, OH 45242
(513) 842-8200

DESIGNER
ZTM

REVIEWER
PJD $date$

PROJECT ID
114496

SHEET P.35 TOTAL 63

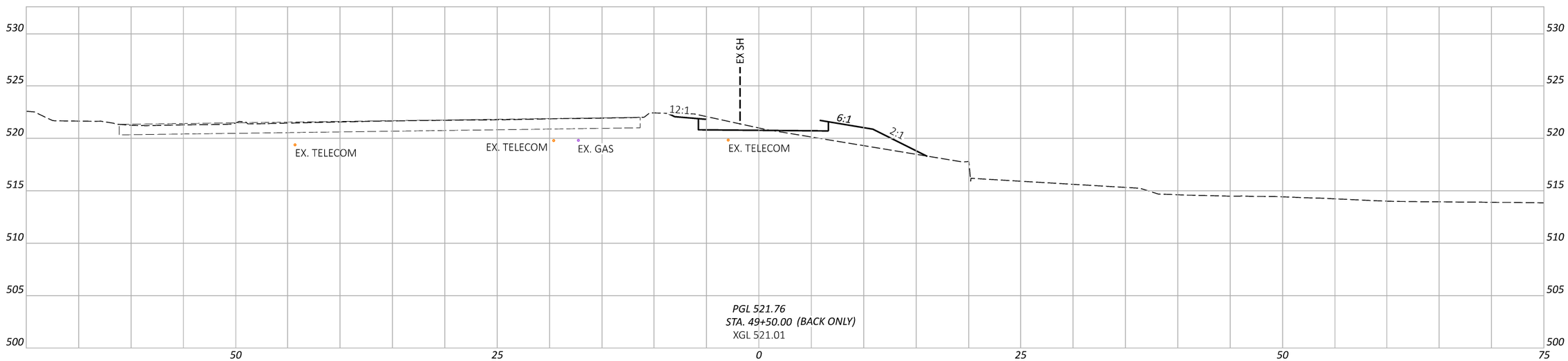

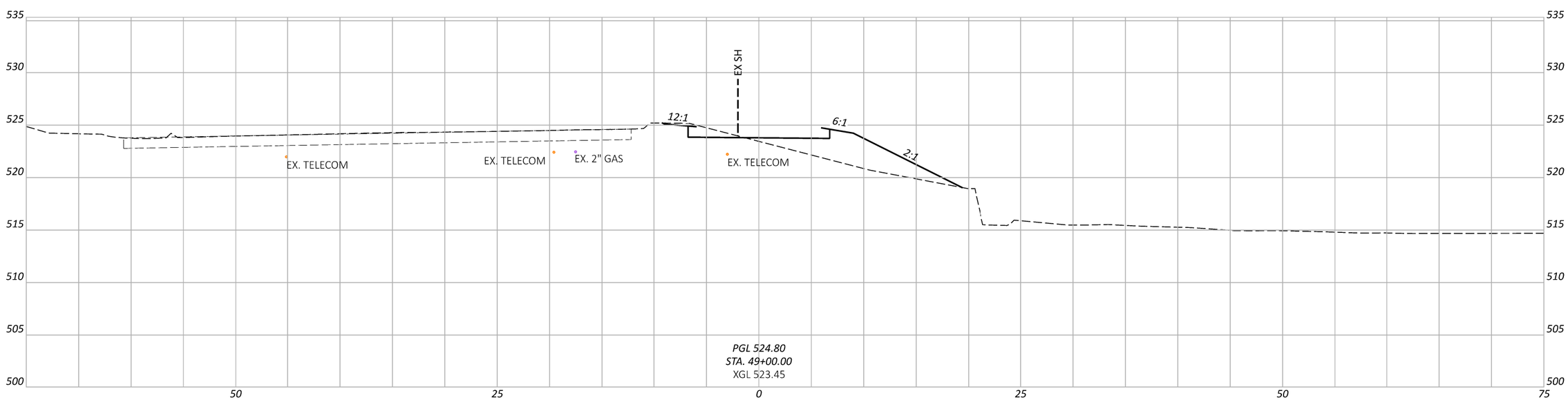

HAM-COLUMBIA CONNECTOR

MODEL: CLP_962 - 49+00.00 [Sheet] PAPERSIZE: 17x11 (in.) DATE: 1/17/2024 TIME: 1:20:44 PM USER: mmondlak
V:\1736\active\173620147\engineering\114496\400-Engineering\Roadway\Sheets\114496_XS002.dgn

CROSS SECTIONS
STA. 49+00.00 TO STA. 50+00.00

DESIGN AGENCY
Stantec
10200 Alliance Road, Suite 300
Cincinnati, OH 45242
(513) 842-8200

DESIGNER
ZTM

REVIEWER
PJD $date$

PROJECT ID
114496

SHEET P.36 TOTAL 63

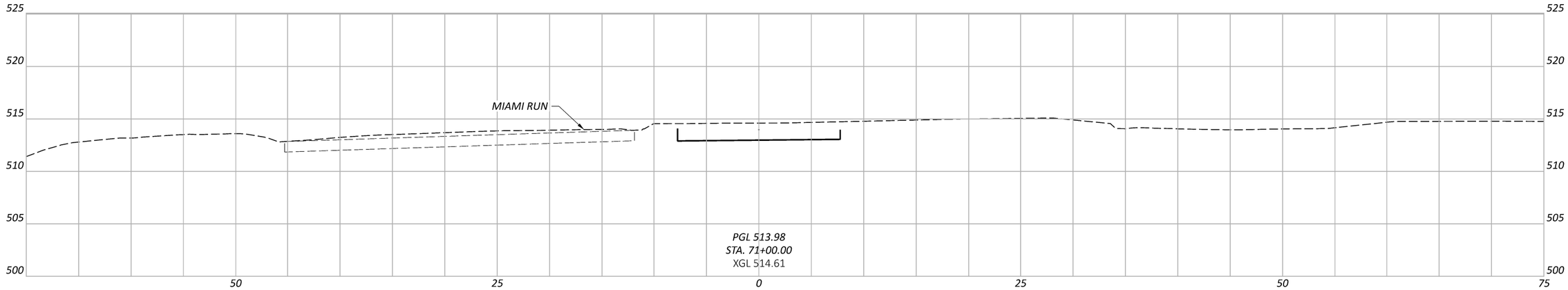

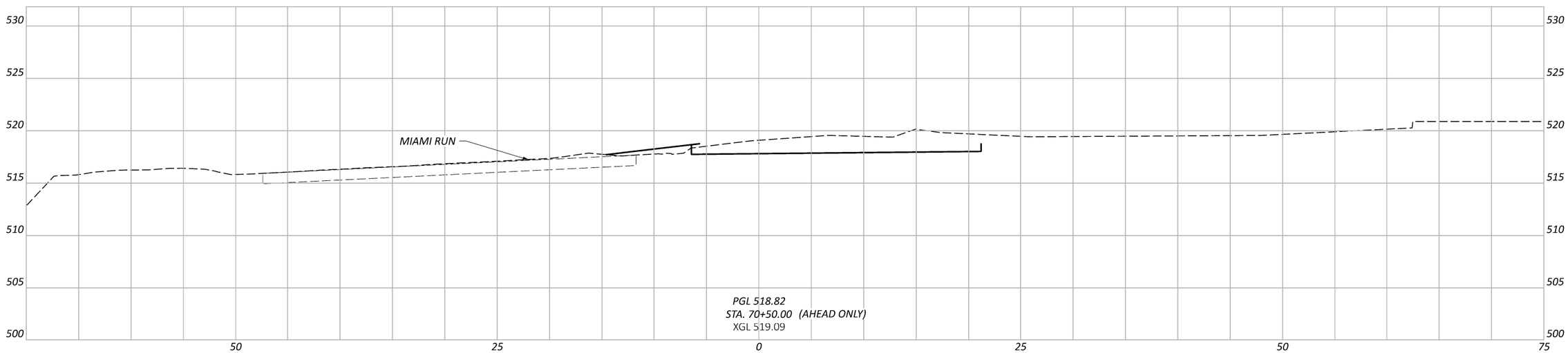

CROSS SECTIONS
STA. 70+00.00 TO STA. 71+50.00

HAM-COLUMBIA CONNECTOR

MODEL: CLP_26 - 70+00.00 [Sheet] PAPERSIZE: 17x11 (in.) DATE: 1/17/2024 TIME: 1:22:50 PM USER: mmondlak
V:\1736\active\173620147\engineering\114496\400-Engineering\Roadway\Sheets\114496_XS003.dgn

Sheet Totals		
Seeding	Cut	Fill

DESIGN AGENCY
Stantec
10200 Alliance Road, Suite 300
Cincinnati, OH 45242
(513) 842-8200

DESIGNER
ZTM

REVIEWER
PJD $date$

PROJECT ID
114496

SHEET P.37 TOTAL 63



HAM-COLUMBIA CONNECTOR

MODEL: CLP_26 - 71+50.00 [Sheet] PAPERSIZE: 17x11 (in.) DATE: 1/17/2024 TIME: 1:24:12 PM USER: mmondlak
V:\1736\active\173620147\engineering\114496\400-Engineering\Roadway\Sheets\114496_XS003.dgn

CROSS SECTIONS
STA. 71+50.00 TO STA. 73+00.00

Sheet Totals		
Seeding	Cut	Fill

DESIGN AGENCY

Stantec
10200 Alliance Road,
Suite 300
Cincinnati, OH 45242
(513) 842-8200

DESIGNER
ZTM

REVIEWER
PJD $date$

PROJECT ID
114496

SHEET P.38 TOTAL 63

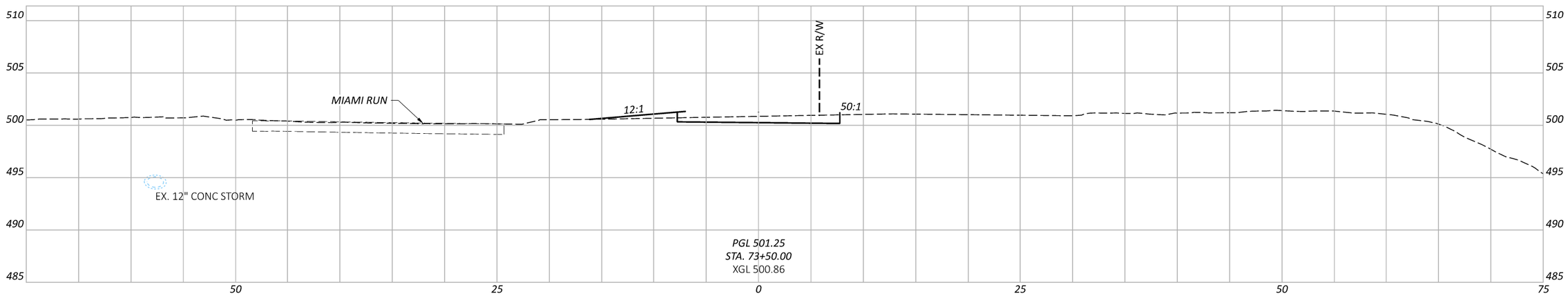

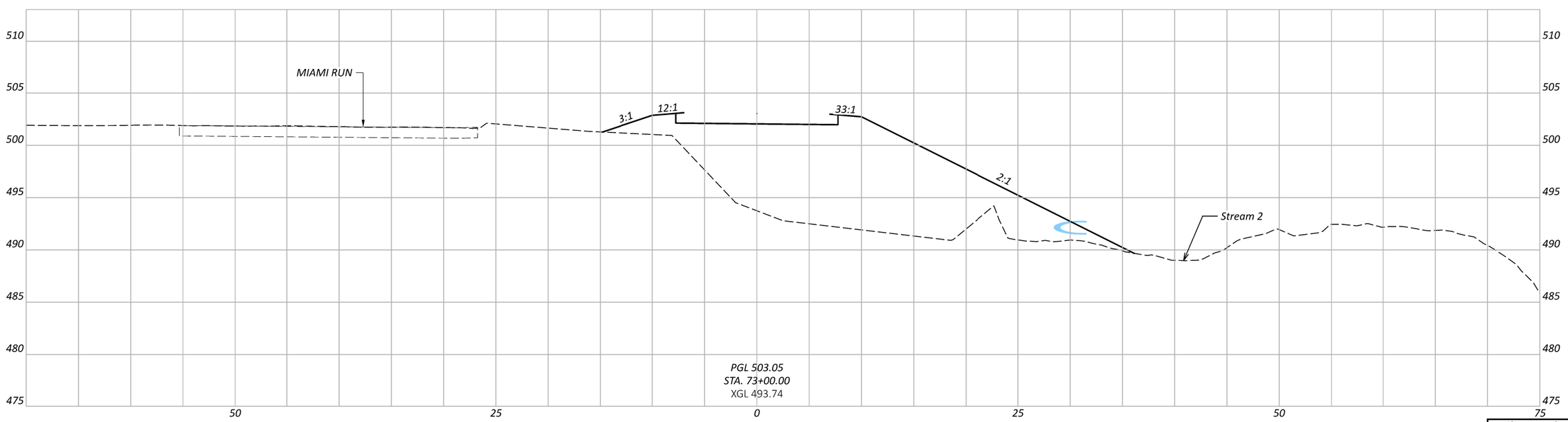

CROSS SECTIONS
STA. 73+00.00 TO STA. 74+00.00

Sheet Totals		
Seeding	Cut	Fill

DESIGN AGENCY
Stantec
10200 Alliance Road, Suite 300
Cincinnati, OH 45242
(513) 842-8200

DESIGNER
ZTM

REVIEWER
PJD $date$

PROJECT ID
114496

SHEET P.39 TOTAL 63

HAM-COLUMBIA CONNECTOR

MODEL: CLP_26 - 73+00.00 [Sheet] PAPERSIZE: 17x11 (in.) DATE: 1/17/2024 TIME: 1:25:10 PM USER: mmondlak
V:\1736\active\173620147\engineering\114496\400-Engineering\Roadway\Sheets\114496_XS003.dgn

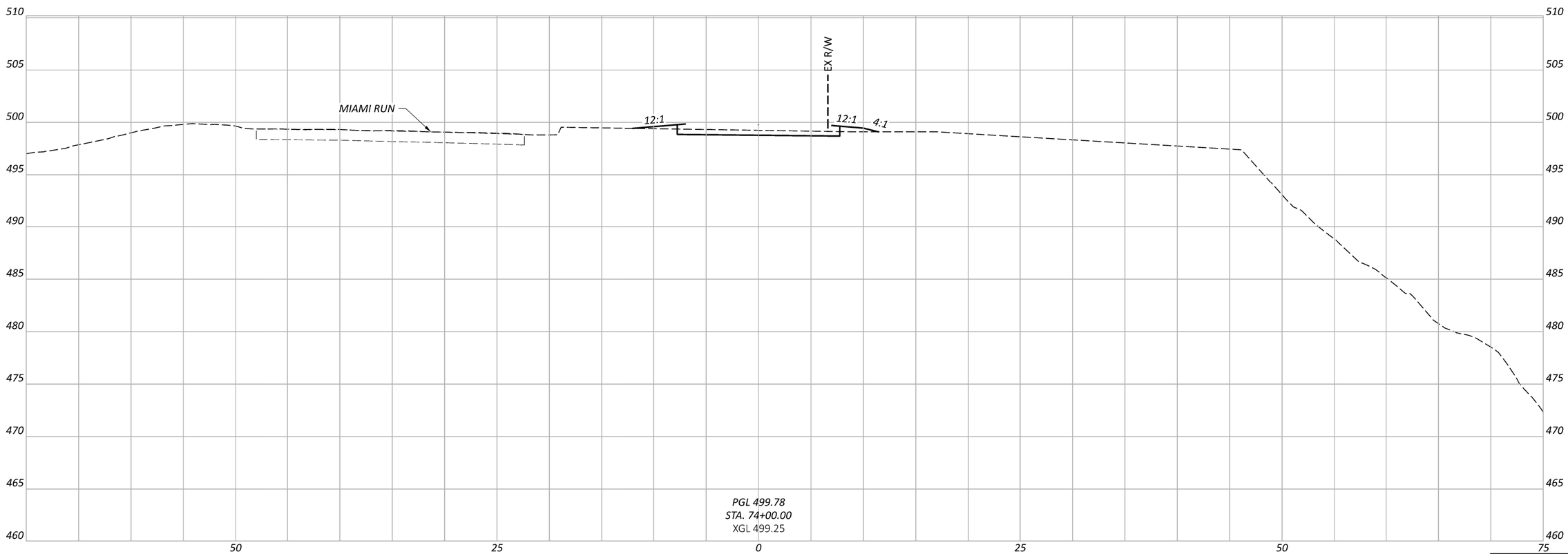

Sheet Totals		
Seeding	Cut	Fill

CROSS SECTIONS
STA. 74+00.00 TO STA. 74+50.00

HAM-COLUMBIA CONNECTOR

MODEL: CLP_26 - 74+00.00 [Sheet] PAPERSIZE: 17x11 (in.) DATE: 1/17/2024 TIME: 1:26:33 PM USER: mmondlak
V:\1736\active\173620147\engineering\114496\400-Engineering\Roadway\Sheets\114496_XS003.dgn

DESIGN AGENCY
Stantec
10200 Alliance Road,
Suite 300
Cincinnati, OH 45242
(513) 842-8200

DESIGNER
ZTM

REVIEWER
PJD $date$

PROJECT ID
114496

SHEET P.40 TOTAL 63

HAM-COLUMBIA CONNECTOR

MODEL: CLP_26 - 74+50.00 [Sheet] PAPERSIZE: 17x11 (in.) DATE: 1/17/2024 TIME: 1:27:15 PM USER: mmondlak
V:\1736\active\173620147\engineering\114496\400-Engineering\Roadway\Sheets\114496_XS003.dgn

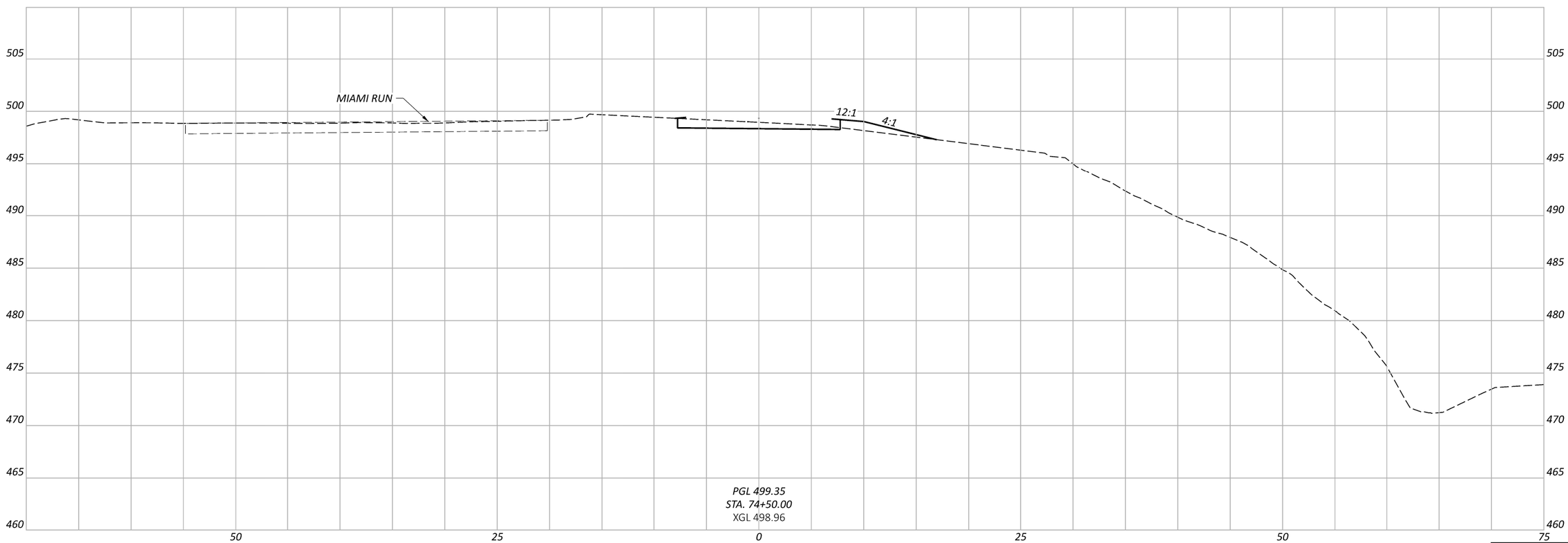

Sheet Totals		
Seeding	Cut	Fill

CROSS SECTIONS
STA. 74+50.00 TO STA. 75+00.00

DESIGN AGENCY
Stantec
10200 Alliance Road, Suite 300
Cincinnati, OH 45242
(513) 842-8200

DESIGNER
ZTM

REVIEWER
PJD $date$

PROJECT ID
114496

SHEET P.41 TOTAL 63

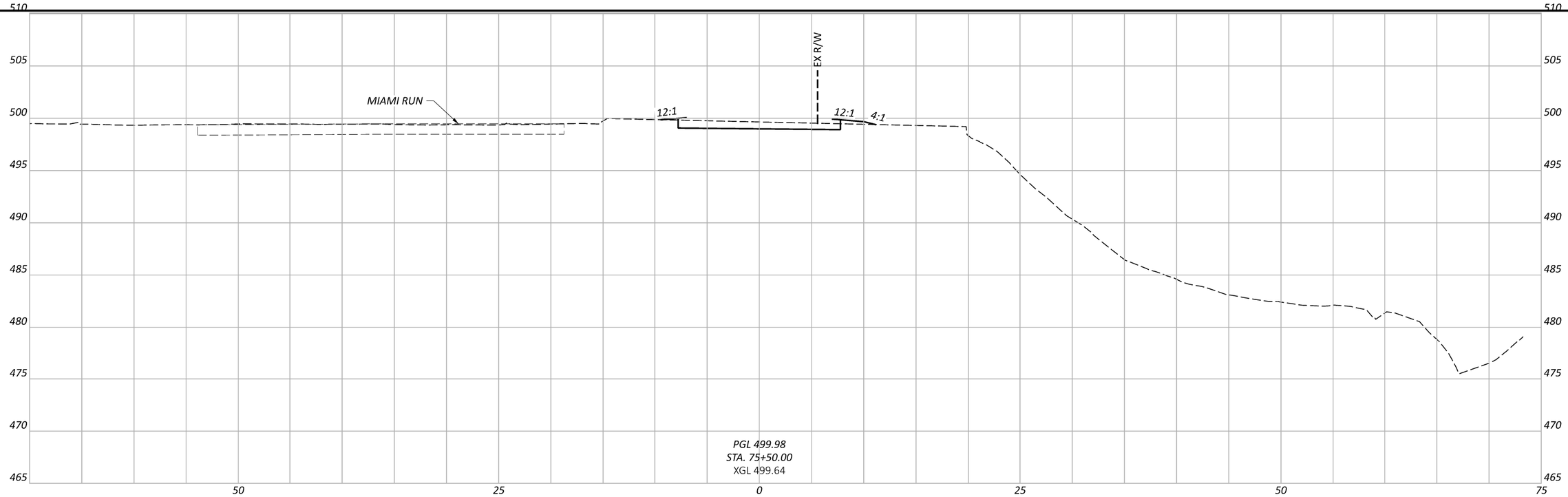

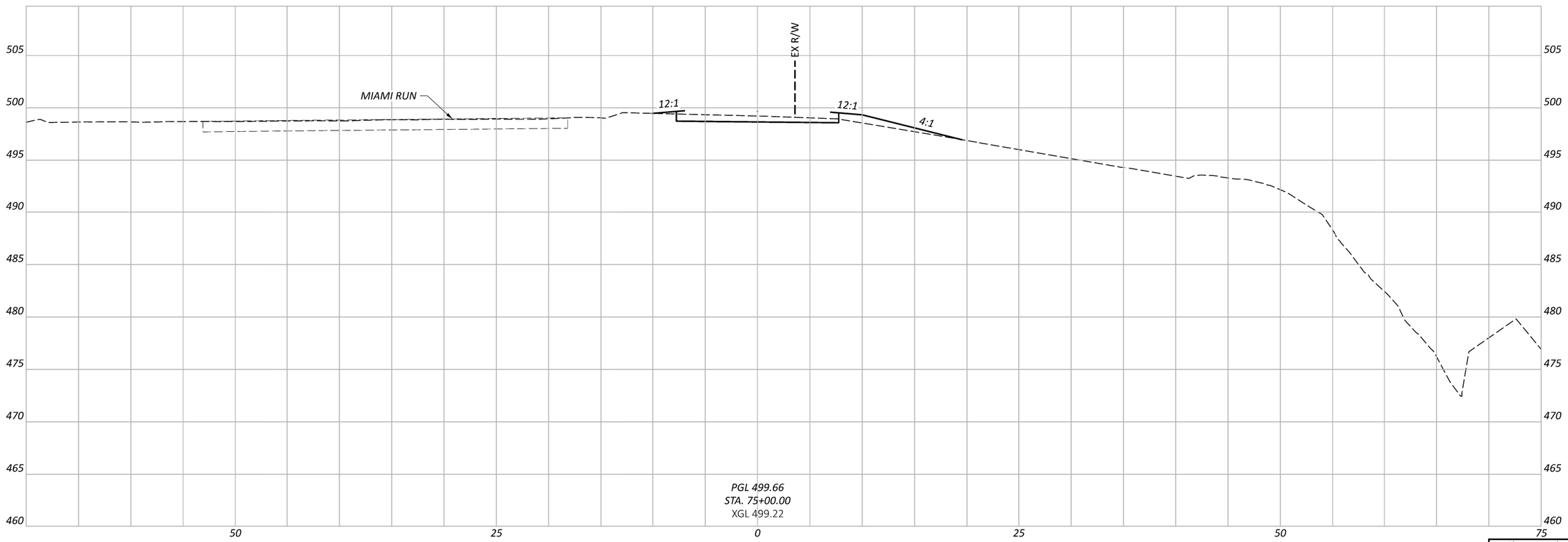

Sheet Totals		
Seeding	Cut	Fill

CROSS SECTIONS
STA. 75+00.00 TO STA. 76+00.00

DESIGN AGENCY

Stantec
10200 Alliance Road,
Suite 300
Cincinnati, OH 45242
(513) 842-8200

DESIGNER
ZTM

REVIEWER
PJD $date$

PROJECT ID
114496

SHEET P.42 TOTAL 63

HAM-COLUMBIA CONNECTOR

MODEL: CLP_26 - 75+00.00 [Sheet] PAPERSIZE: 17x11 (in.) DATE: 1/17/2024 TIME: 1:27:58 PM USER: mmondlak
V:\1736\active\173620147\engineering\114496\400-Engineering\Roadway\Sheets\114496_XS003.dgn

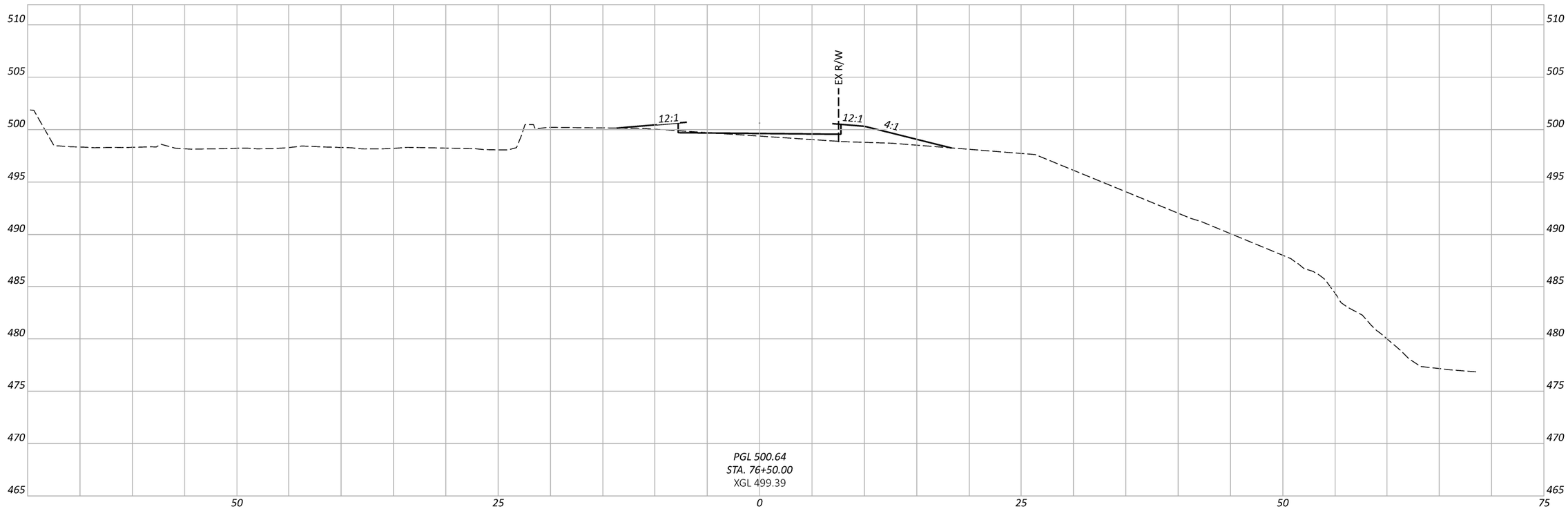

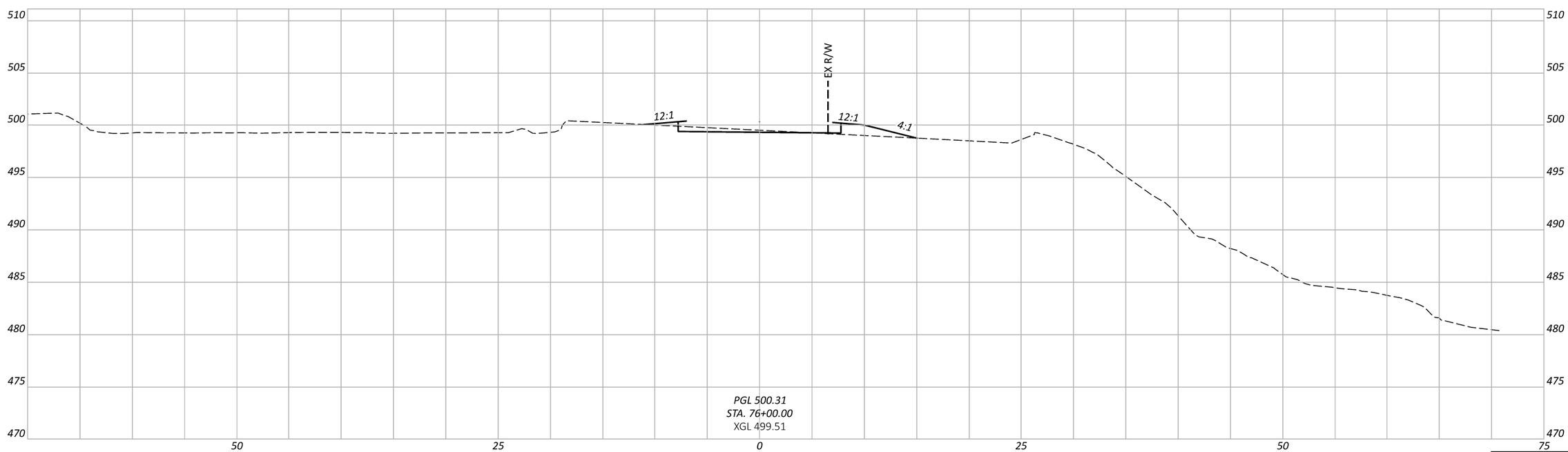

Sheet Totals		
Seeding	Cut	Fill

CROSS SECTIONS
STA. 76+00.00 TO STA. 77+00.00

HAM-COLUMBIA CONNECTOR

MODEL: CLP_26 - 76+00.00 [Sheet] PAPERSIZE: 17x11 (in.) DATE: 1/17/2024 TIME: 1:28:43 PM USER: mmondlak
V:\1736\active\173620147\engineering\114496\400-Engineering\Roadway\Sheets\114496_XS003.dgn

DESIGN AGENCY
Stantec
10200 Alliance Road, Suite 300
Cincinnati, OH 45242
(513) 842-8200

DESIGNER
ZTM

REVIEWER
PJD $date$

PROJECT ID
114496

SHEET P.43 TOTAL 63

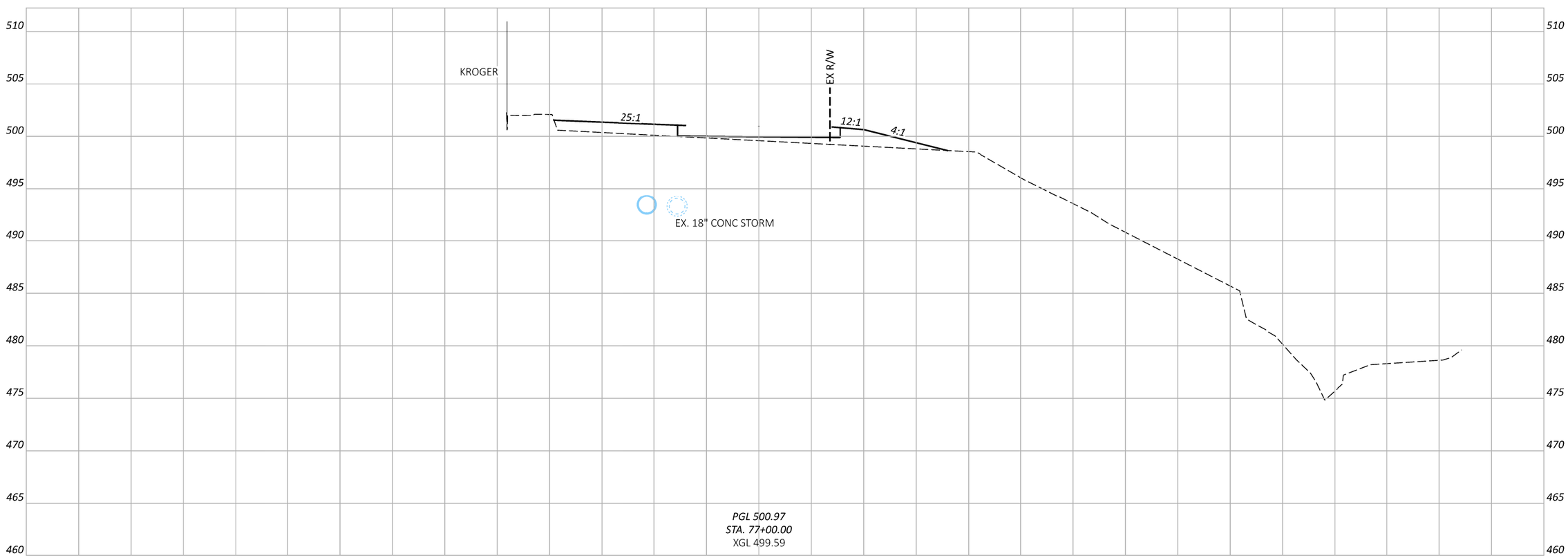

Sheet Totals		
Seeding	Cut	Fill

CROSS SECTIONS
STA. 77+00.00 TO STA. 77+50.00

HAM-COLUMBIA CONNECTOR

MODEL: CLP_26 - 77+00.00 [Sheet] PAPERSIZE: 17x11 (in.) DATE: 1/17/2024 TIME: 1:29:40 PM USER: mmondlak
V:\1736\active\173620147\engineering\114496\400-Engineering\Roadway\Sheets\114496_XS003.dgn

DESIGN AGENCY
Stantec
10200 Alliance Road,
Suite 300
Cincinnati, OH 45242
(513) 842-8200

DESIGNER
ZTM

REVIEWER
PJD $date$

PROJECT ID
114496

SHEET P.44 TOTAL 63

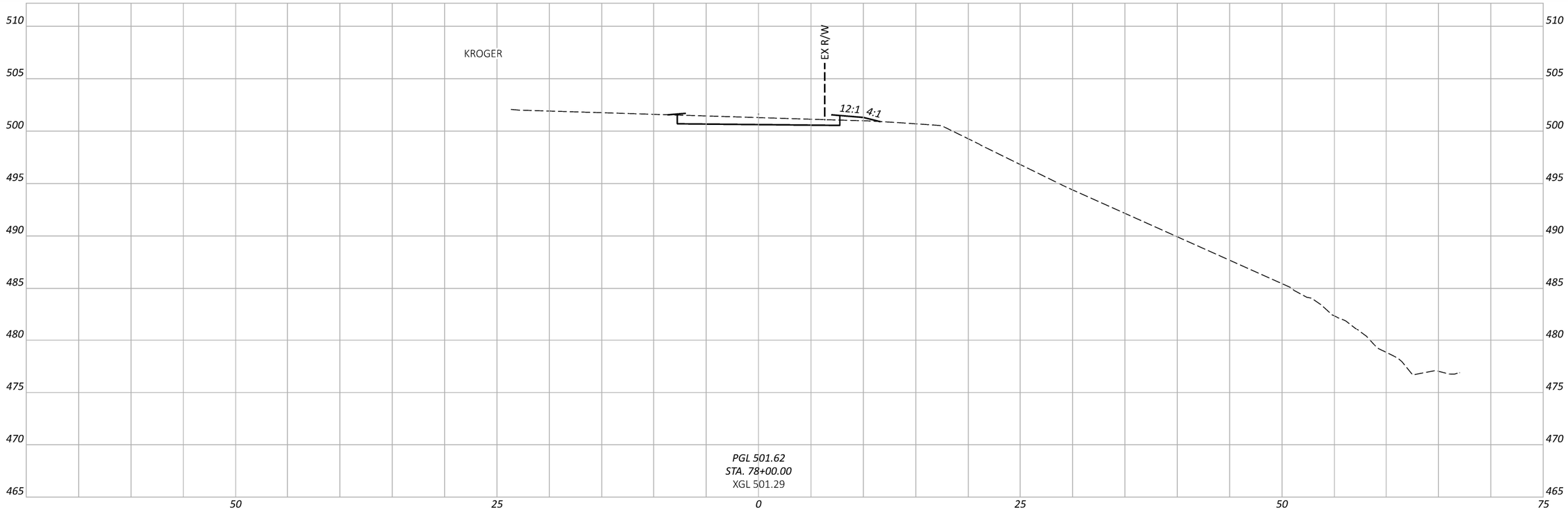

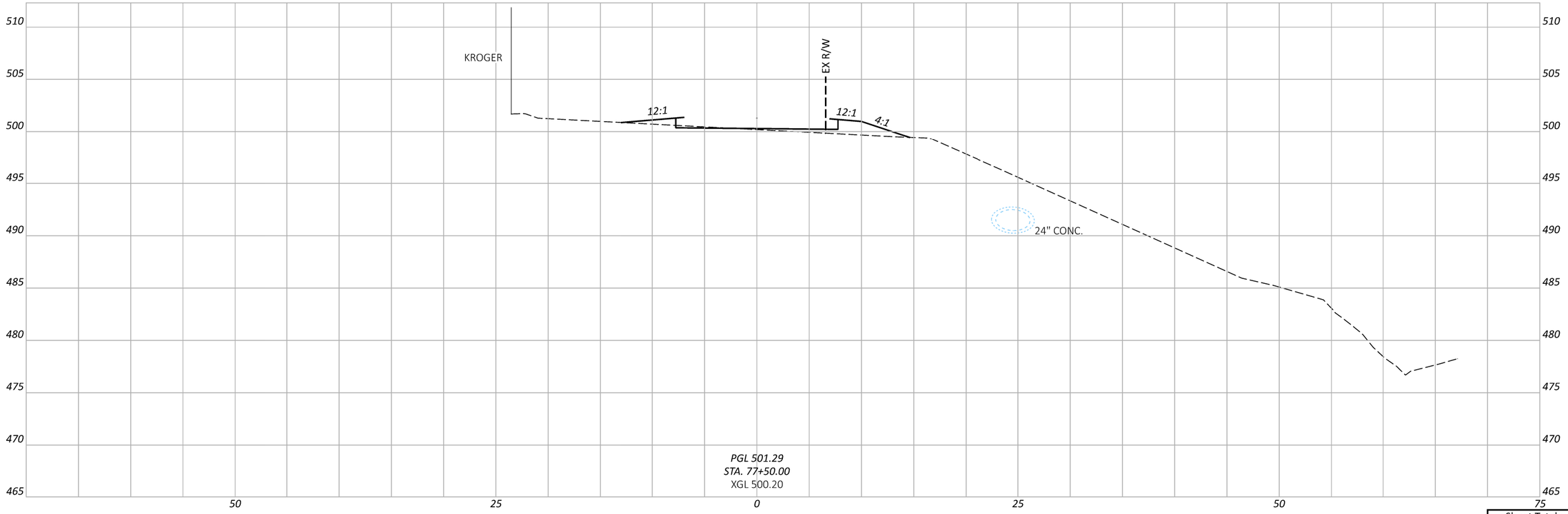

Sheet Totals		
Seeding	Cut	Fill

CROSS SECTIONS
STA. 77+50.00 TO STA. 78+50.00

HAM-COLUMBIA CONNECTOR

MODEL: CLP_26 - 77+50.00 [Sheet] PAPERSIZE: 17x11 (in.) DATE: 1/17/2024 TIME: 1:31:05 PM USER: mmondlak
V:\1736\active\173620147\engineering\114496\400-Engineering\Roadway\Sheets\114496_XS003.dgn

DESIGN AGENCY
Stantec
10200 Alliance Road, Suite 300
Cincinnati, OH 45242
(513) 842-8200

DESIGNER
ZTM

REVIEWER
PJD $date$

PROJECT ID
114496

SHEET P.45 TOTAL 63

HAM-COLUMBIA CONNECTOR

MODEL: CLP_26 - 78+50.00 [Sheet] PAPERSIZE: 17x11 (in.) DATE: 1/17/2024 TIME: 1:32:00 PM USER: mmondlak
V:\1736\active\173620147\engineering\114496\400-Engineering\Roadway\Sheets\114496_XS003.dgn

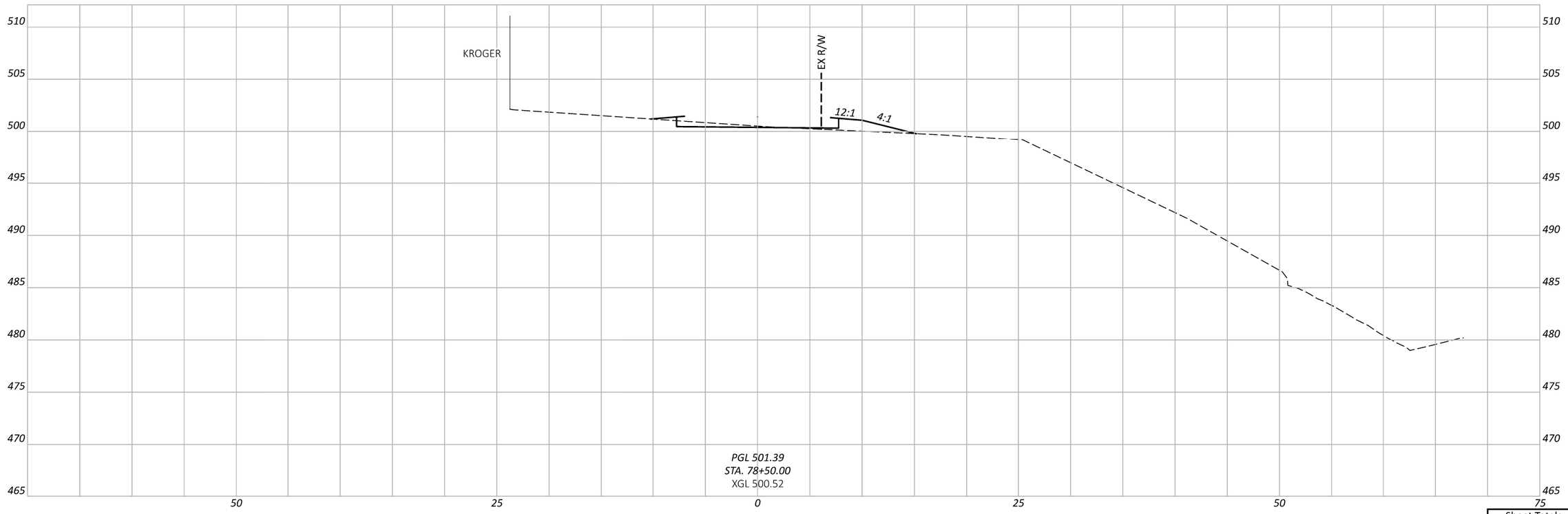

Sheet Totals		
Seeding	Cut	Fill

CROSS SECTIONS
STA. 78+50.00 TO STA. 79+00.00

DESIGN AGENCY
Stantec
10200 Alliance Road, Suite 300
Cincinnati, OH 45242
(513) 842-8200

DESIGNER
ZTM

REVIEWER
PJD $date$

PROJECT ID
114496

SHEET P.46 TOTAL 63

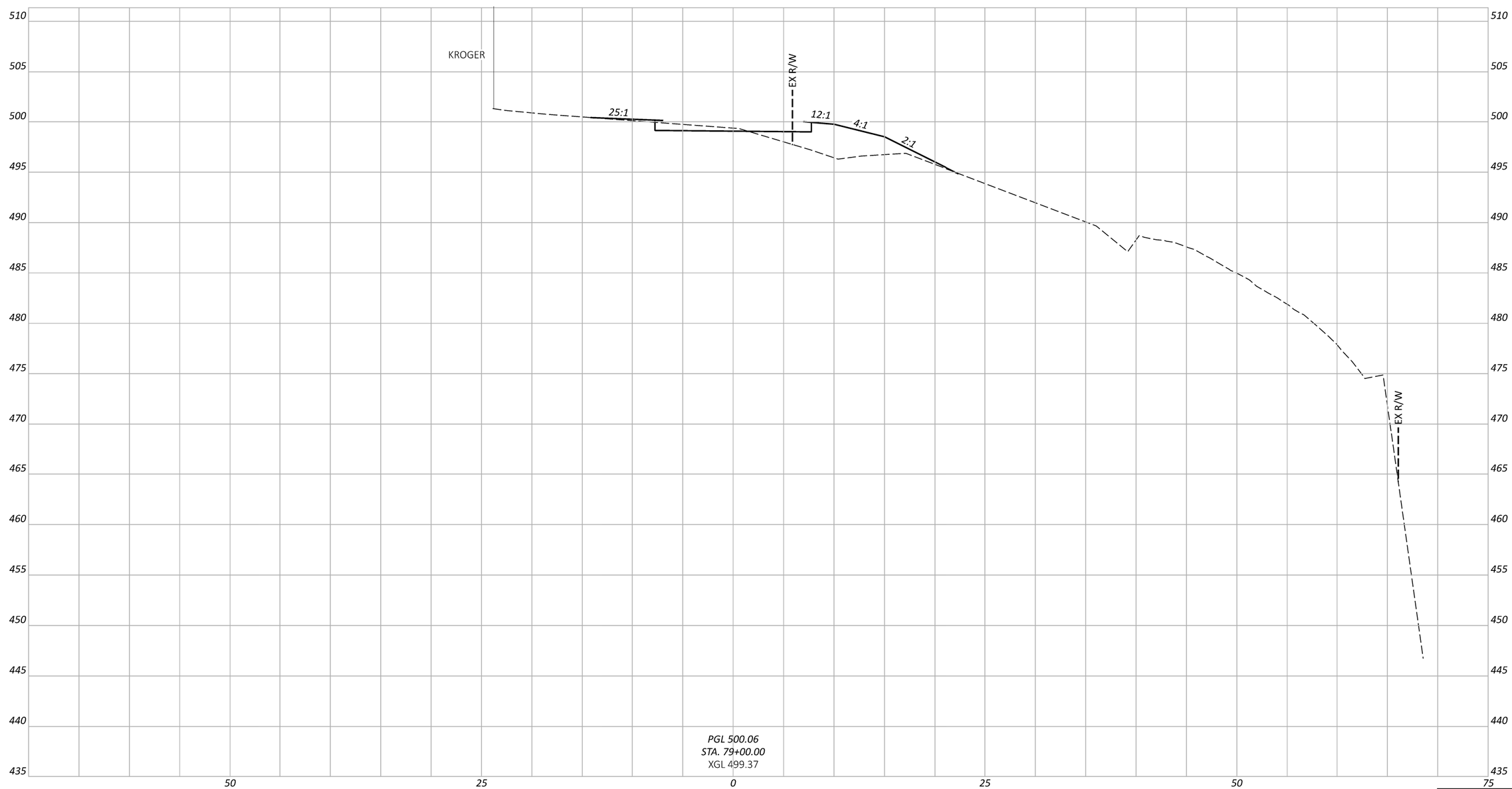

Sheet Totals		
Seeding	Cut	Fill

CROSS SECTIONS
STA. 79+00.00 TO STA. 79+50.00

DESIGN AGENCY

Stantec
10200 Alliance Road, Suite 300
Cincinnati, OH 45242
(513) 842-8200

DESIGNER
ZTM

REVIEWER
PJD $date$

PROJECT ID
114496

SHEET P.47 TOTAL 63

HAM-COLUMBIA CONNECTOR

MODEL: CLP_26 - 79+00.00 [Sheet] PAPERSIZE: 17x11 (in.) DATE: 1/17/2024 TIME: 1:32:45 PM USER: mmondlak
V:\1736\active\173620147\engineering\114496\400-Engineering\Roadway\Sheets\114496_XS003.dgn

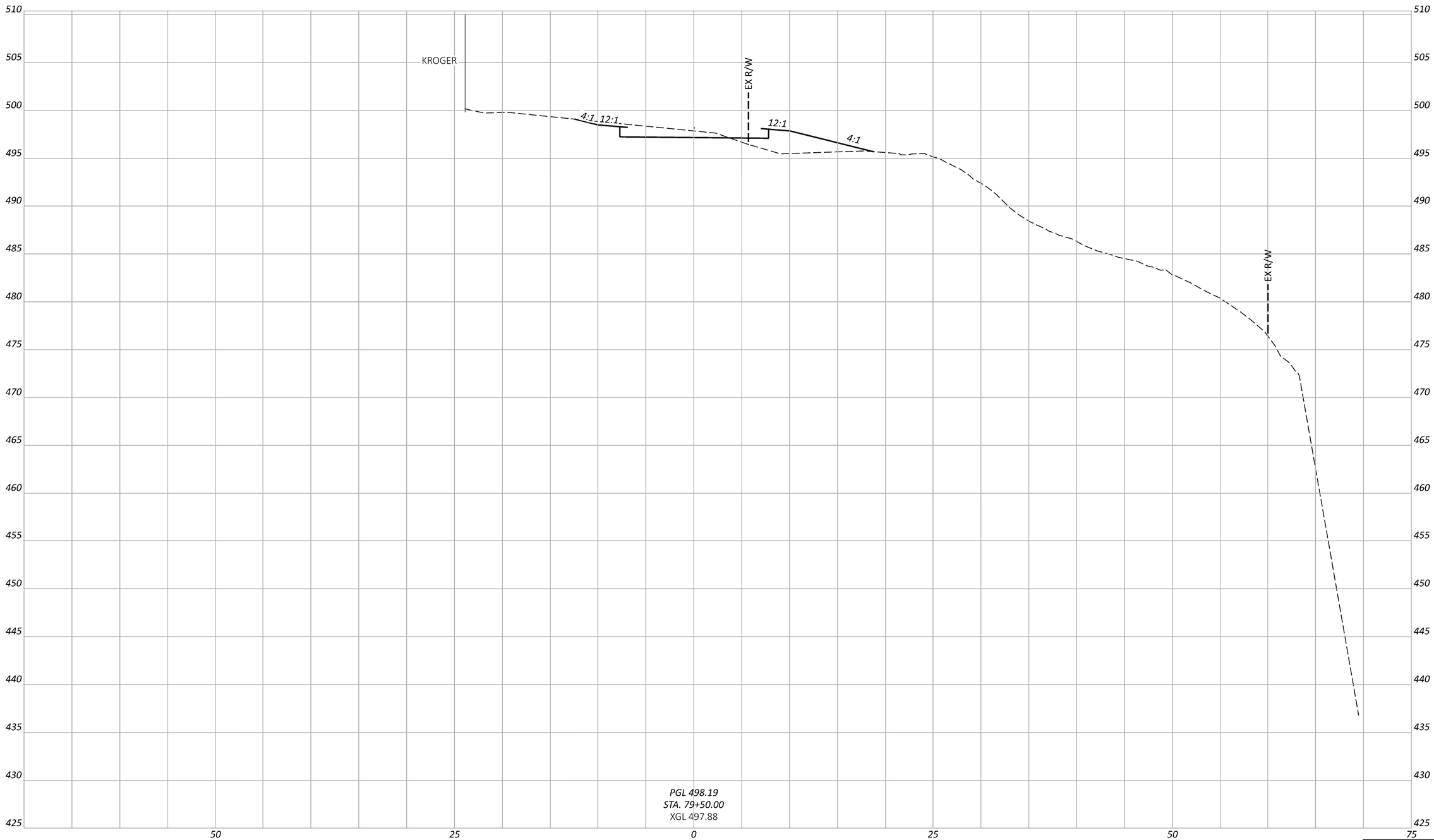

Sheet Totals		
Seeding	Cut	Fill

CROSS SECTIONS
STA. 79+50.00 TO STA. 80+00.00

DESIGN AGENCY
Stantec
10200 Alliance Road, Suite 300
Cincinnati, OH 45242
(513) 842-8200

DESIGNER
ZTM

REVIEWER
PJD $date$

PROJECT ID
114496

SHEET P.48 TOTAL 63

HAM-COLUMBIA CONNECTOR

MODEL: CLP_26 - 79+50.00 [Sheet] PAPERSIZE: 17x11 (in.) DATE: 1/17/2024 TIME: 1:33:37 PM USER: mmondlak
V:\1736\active\173620147\engineering\114496\400-Engineering\Roadway\Sheets\114496_XS003.dgn

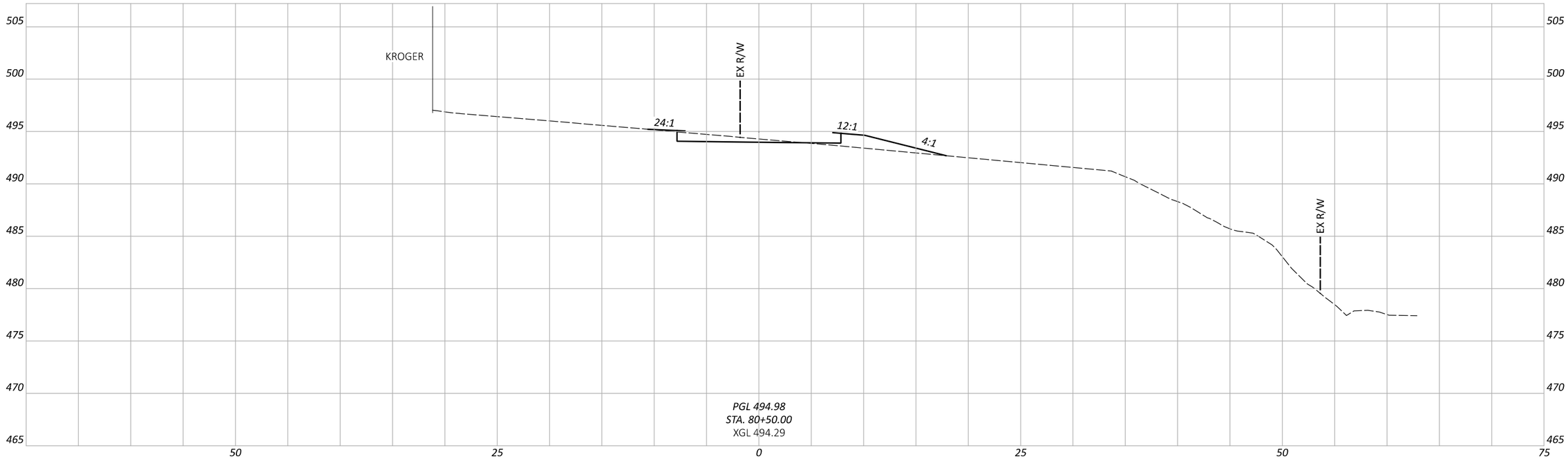

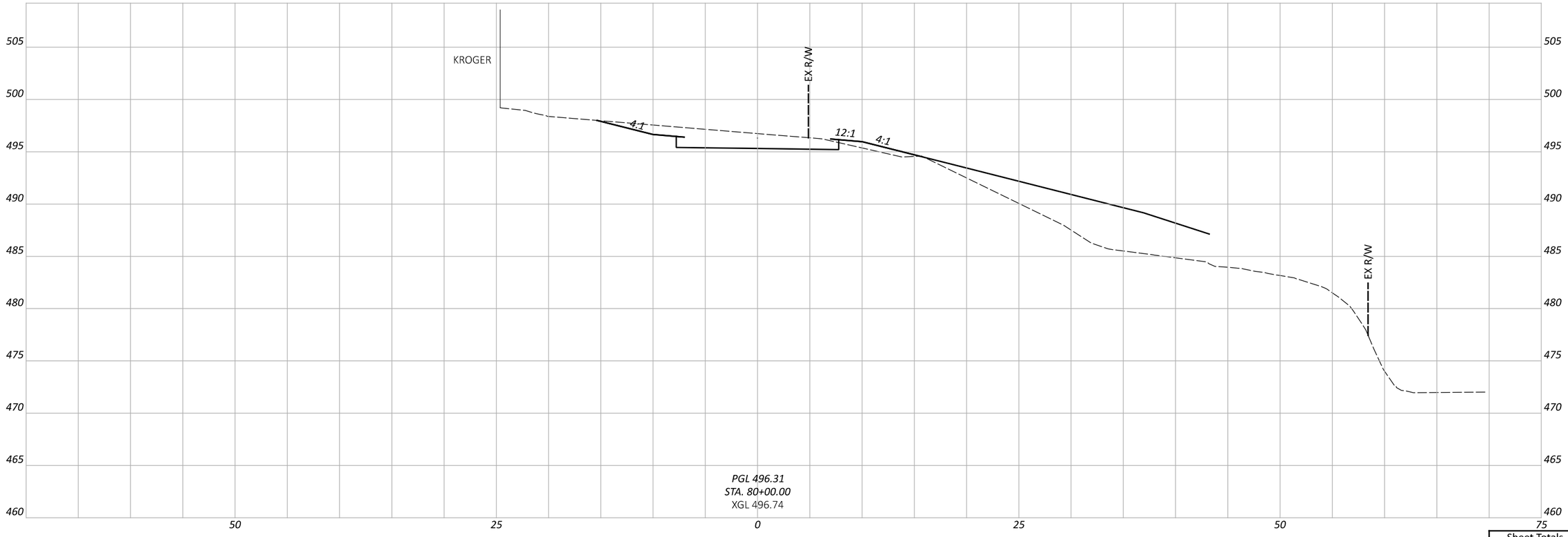

Sheet Totals		
Seeding	Cut	Fill

CROSS SECTIONS
STA. 80+00.00 TO STA. 81+00.00

DESIGN AGENCY

Stantec
10200 Alliance Road,
Suite 300
Cincinnati, OH 45242
(513) 842-8200

DESIGNER
ZTM

REVIEWER
PJD $date$

PROJECT ID
114496

SHEET P.49 TOTAL 63

HAM-COLUMBIA CONNECTOR

MODEL: CLP_26 - 80+00.00 [Sheet] PAPERSIZE: 17x11 (in.) DATE: 1/12/2024 TIME: 2:27:52 PM USER: qiachen
V:\1736\active\173620147\engineering\114496\400-Engineering\Roadway\Sheets\114496_XS003.dgn

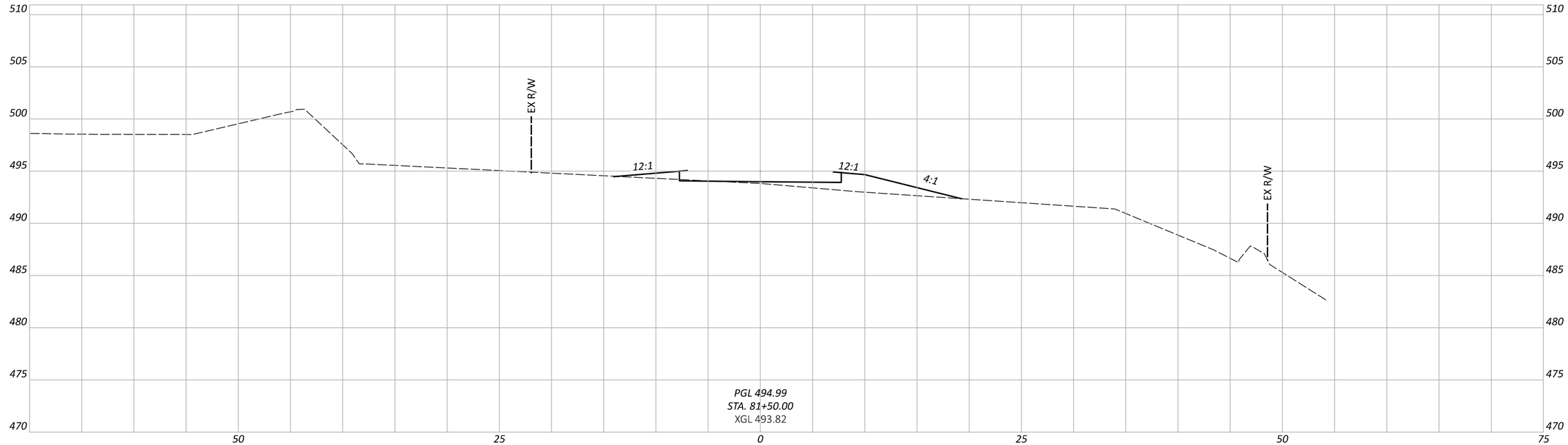

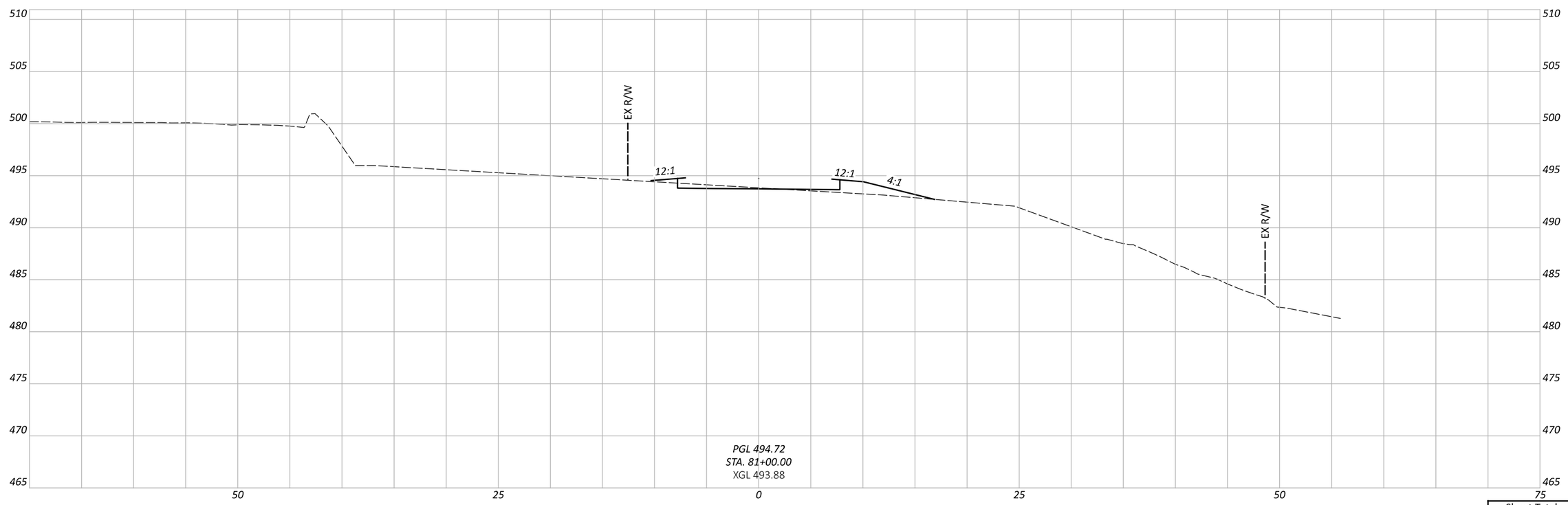

Sheet Totals		
Seeding	Cut	Fill

CROSS SECTIONS
STA. 81+00.00 TO STA. 82+00.00

DESIGN AGENCY

Stantec
10200 Alliance Road,
Suite 300
Cincinnati, OH 45242
(513) 842-8200

DESIGNER
ZTM

REVIEWER
PJD $date$

PROJECT ID
114496

SHEET P.50 TOTAL 63

HAM-COLUMBIA CONNECTOR

MODEL: CLP_26 - 81+00.00 [Sheet] PAPERSIZE: 17X11 (in.) DATE: 1/12/2024 TIME: 2:27:53 PM USER: qiachen
V:\1736\active\173620147\engineering\114496\400-Engineering\Roadway\Sheets\114496_XS003.dgn

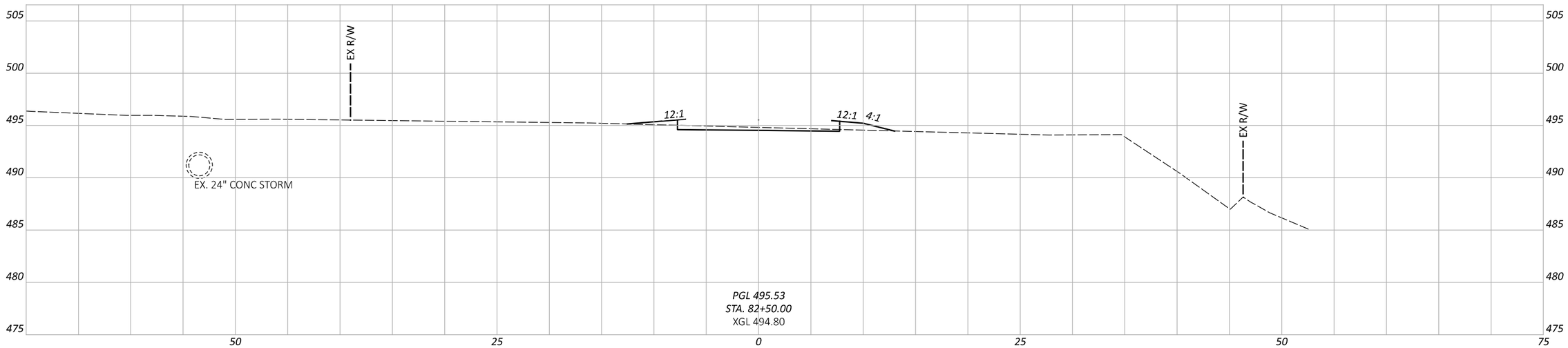

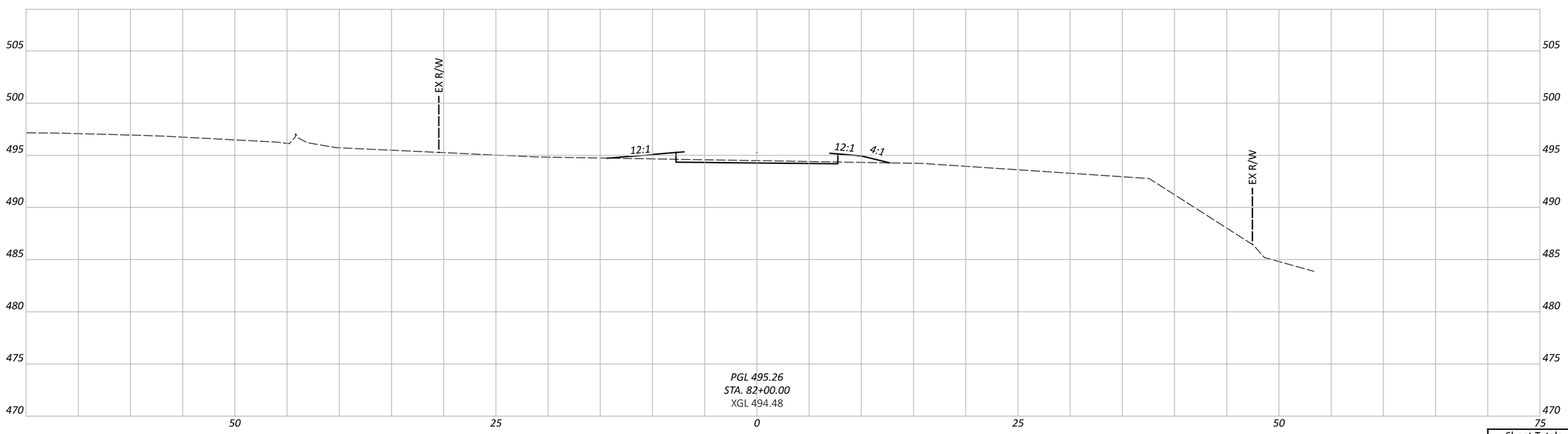

CROSS SECTIONS
STA. 82+00.00 TO STA. 83+00.00

Sheet Totals		
Seeding	Cut	Fill

DESIGN AGENCY

Stantec
10200 Alliance Road, Suite 300
Cincinnati, OH 45242
(513) 842-8200

DESIGNER: ZTM

REVIEWER: PJD $date$

PROJECT ID: 114496

SHEET: P.51 TOTAL: 63

HAM-COLUMBIA CONNECTOR

MODEL: CLP_26 - 82+00.00 [Sheet] PAPERSIZE: 17x11 (in.) DATE: 1/12/2024 TIME: 2:27:54 PM USER: qiachen
V:\1736\active\173620147\engineering\114496\400-Engineering\Roadway\Sheets\114496_XS003.dgn

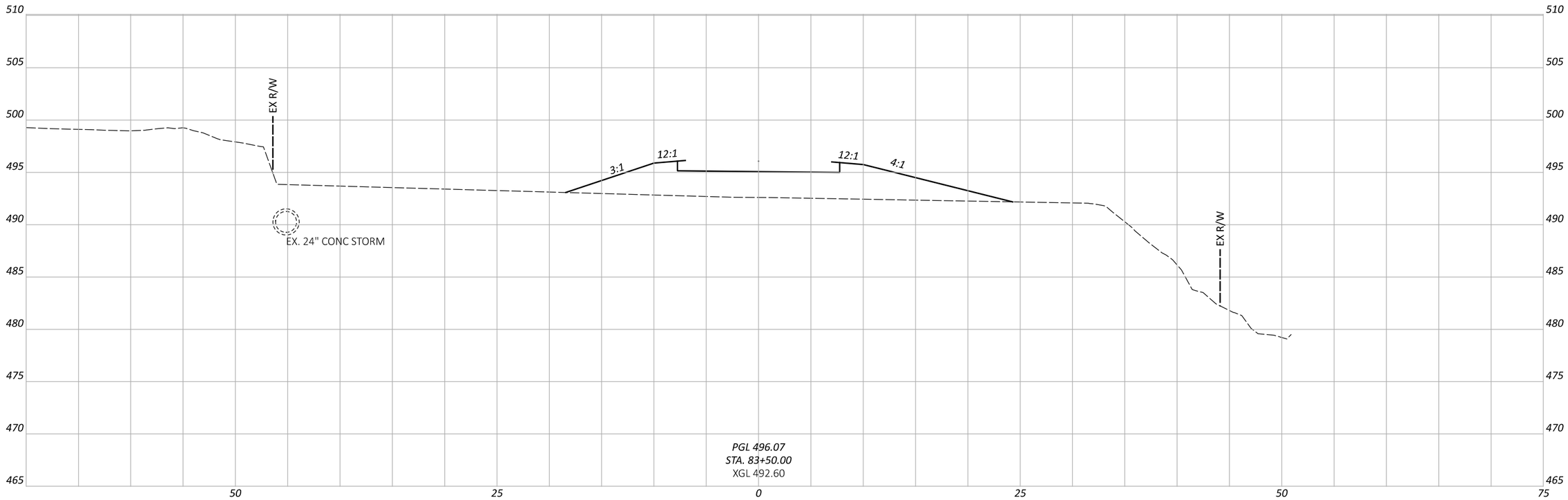

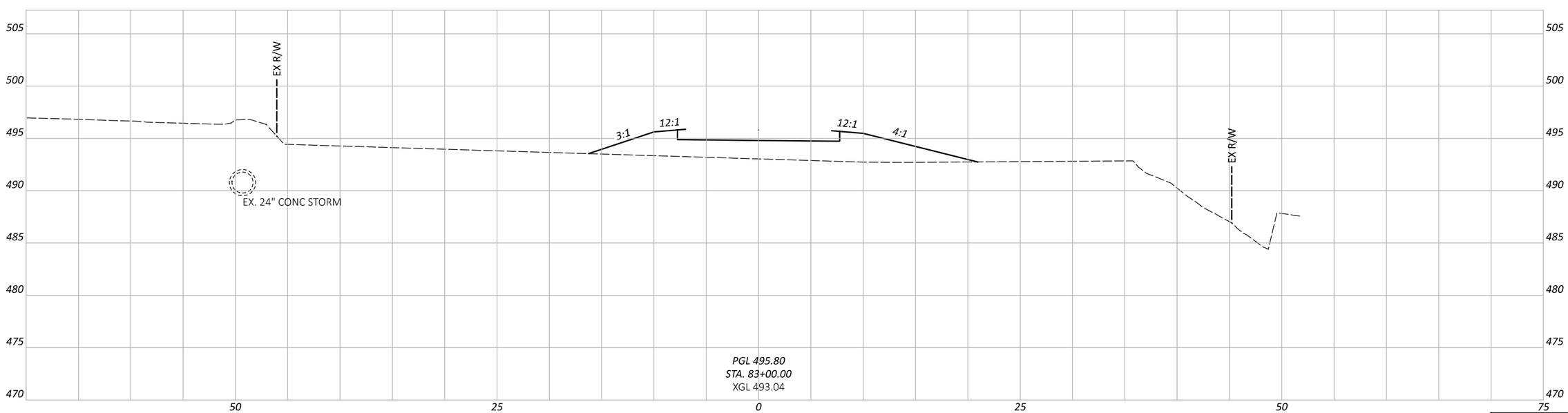

CROSS SECTIONS
STA. 83+00.00 TO STA. 84+00.00

HAM-COLUMBIA CONNECTOR

MODEL: CLP_26 - 83+00.00 [Sheet] PAPERSIZE: 17x11 (in.) DATE: 1/12/2024 TIME: 2:27:55 PM USER: qiachen
V:\1736\active\173620147\engineering\114496\100-Engineering\Roadway\Sheets\114496_XS003.dgn

Sheet Totals		
Seeding	Cut	Fill

DESIGN AGENCY
Stantec
10200 Alliance Road, Suite 300
Cincinnati, OH 45242
(513) 842-8200

DESIGNER
ZTM

REVIEWER
PJD $date$

PROJECT ID
114496

SHEET P.52 TOTAL 63

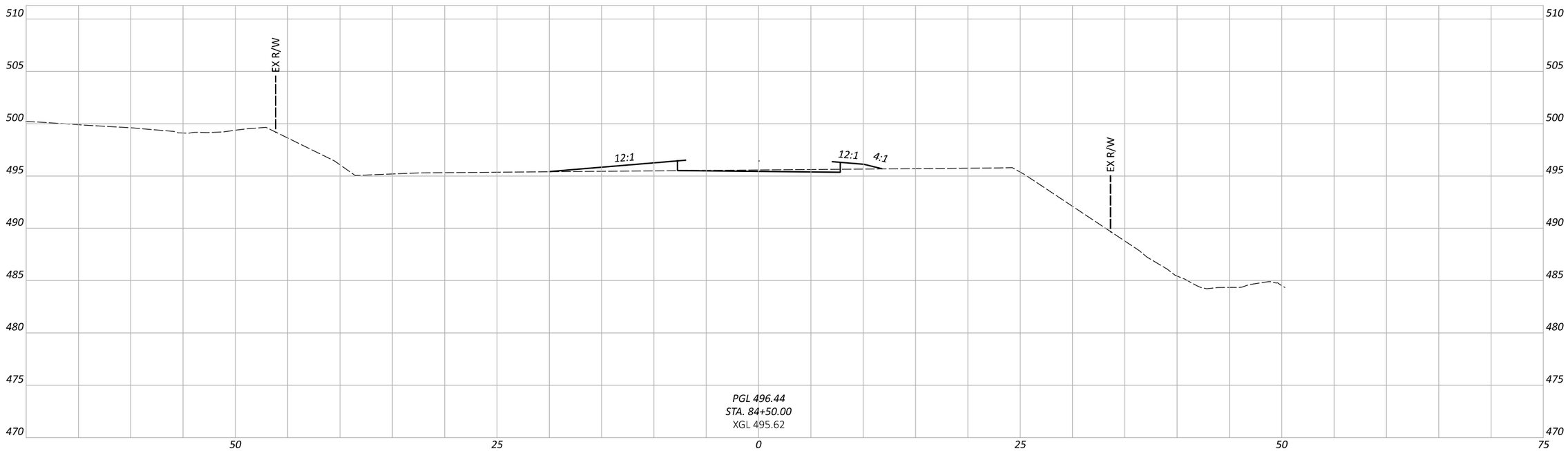

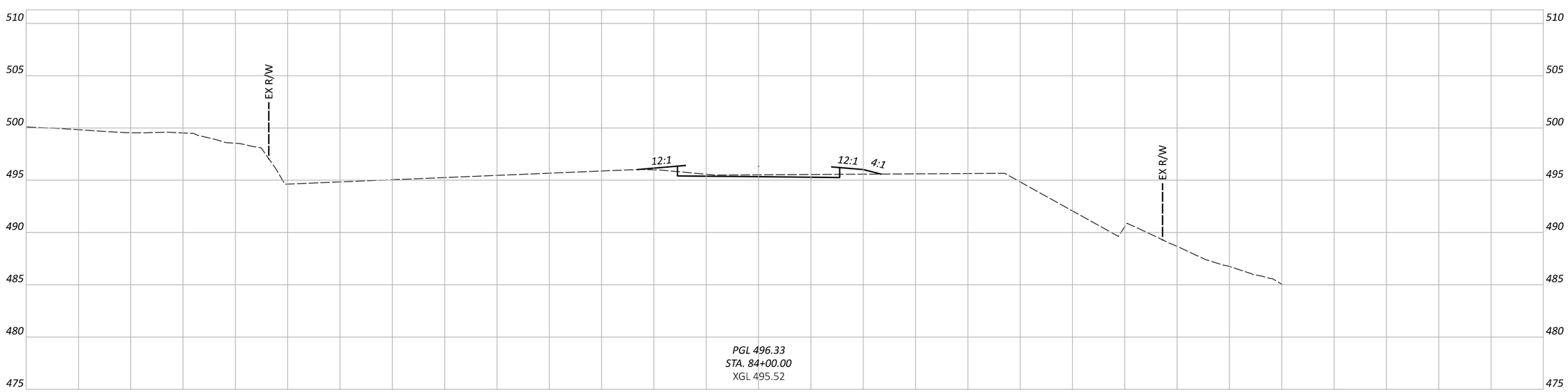

Sheet Totals		
Seeding	Cut	Fill

CROSS SECTIONS
STA. 84+00.00 TO STA. 85+00.00

HAM-COLUMBIA CONNECTOR

MODEL: CLP_26 - 84+00.00 [Sheet] PAPERSIZE: 17x11 (in.) DATE: 1/12/2024 TIME: 2:27:58 PM USER: qiachen
V:\1736\active\173620147\engineering\114496\400-Engineering\Roadway\Sheets\114496_XS003.dgn

DESIGN AGENCY
Stantec
10200 Alliance Road,
Suite 300
Cincinnati, OH 45242
(513) 842-8200

DESIGNER
ZTM

REVIEWER
PJD $date$

PROJECT ID
114496

SHEET P.53 TOTAL 63

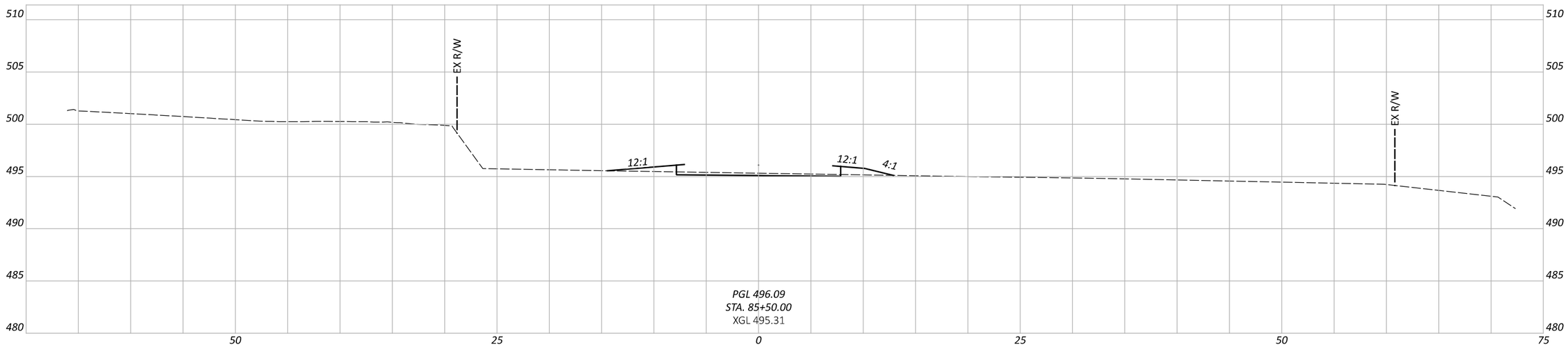

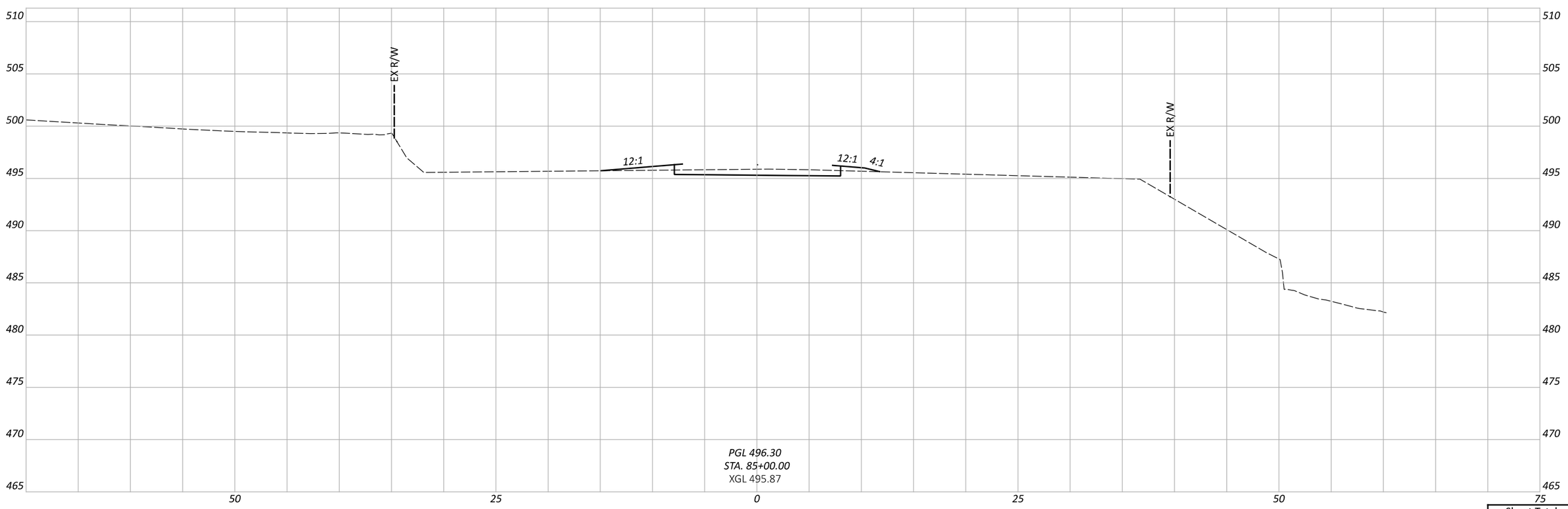

Sheet Totals		
Seeding	Cut	Fill

CROSS SECTIONS
STA. 85+00.00 TO STA. 86+00.00

DESIGN AGENCY
Stantec
10200 Alliance Road, Suite 300
Cincinnati, OH 45242
(513) 842-8200

DESIGNER: ZTM
REVIEWER: PJD $date$
PROJECT ID: 114496
SHEET: P.54 TOTAL: 63

HAM-COLUMBIA CONNECTOR

MODEL: CLP_26 - 85+00.00 [Sheet] PAPERSIZE: 17x11 (in.) DATE: 1/12/2024 TIME: 2:28:03 PM USER: qiachen
V:\1736\active\173620147\engineering\114496\400-Engineering\Roadway\Sheets\114496_XS003.dgn

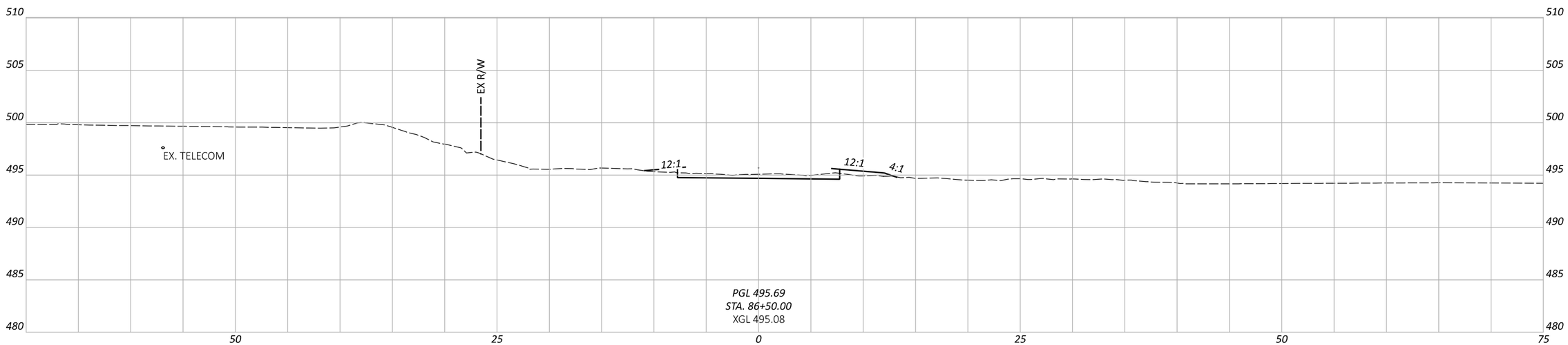

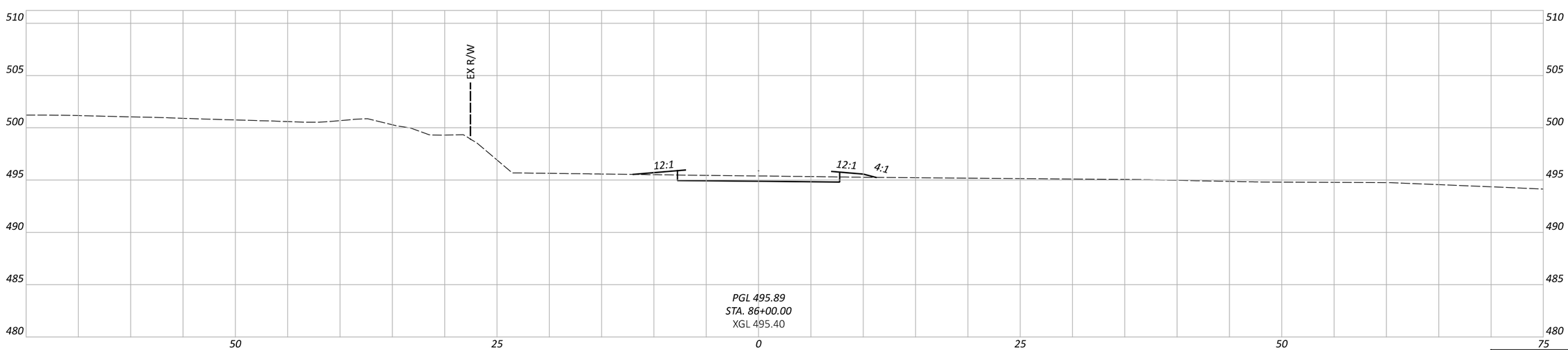

Sheet Totals		
Seeding	Cut	Fill

CROSS SECTIONS
STA. 86+00.00 TO STA. 87+00.00

HAM-COLUMBIA CONNECTOR

MODEL: CLP_26 - 86+00.00 [Sheet] PAPERSIZE: 17x11 (in.) DATE: 1/12/2024 TIME: 2:28:06 PM USER: qiachen
V:\1736\active\173620147\engineering\114496\400-Engineering\Roadway\Sheets\114496_XS003.dgn

DESIGN AGENCY
Stantec
10200 Alliance Road, Suite 300
Cincinnati, OH 45242
(513) 842-8200

DESIGNER
ZTM

REVIEWER
PJD $date$

PROJECT ID
114496

SHEET P.55 TOTAL 63

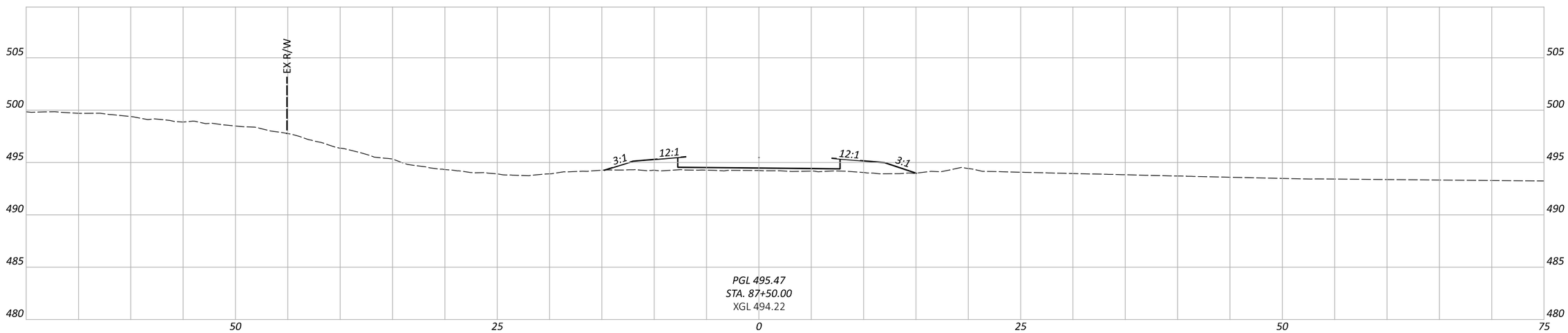

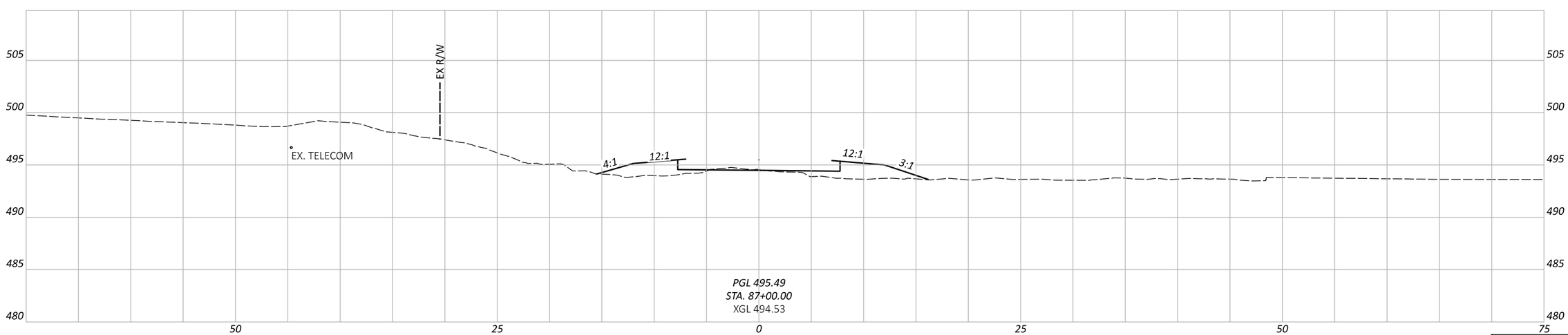

Sheet Totals		
Seeding	Cut	Fill

CROSS SECTIONS
STA. 87+00.00 TO STA. 88+00.00

DESIGN AGENCY
Stantec
10200 Alliance Road, Suite 300
Cincinnati, OH 45242
(513) 842-8200

DESIGNER
ZTM

REVIEWER
PJD $date$

PROJECT ID
114496

SHEET P.56 TOTAL 63

HAM-COLUMBIA CONNECTOR

MODEL: CLP_26 - 87+00.00 [Sheet] PAPERSIZE: 17X11 (in.) DATE: 1/12/2024 TIME: 2:28:08 PM USER: qiachen
V:\1736\active\173620147\engineering\114496\400-Engineering\Roadway\Sheets\114496_XS003.dgn

HAM-COLUMBIA CONNECTOR

MODEL: CLP_26 - 88+00.00 [Sheet] PAPERSIZE: 17X11 (in.) DATE: 1/12/2024 TIME: 2:28:09 PM USER: qiachen
V:\1736\active\173620147\engineering\114496\400-Engineering\Roadway\Sheets\114496_XS003.dgn

CROSS SECTIONS
STA. 88+00.00 TO STA. 89+00.00

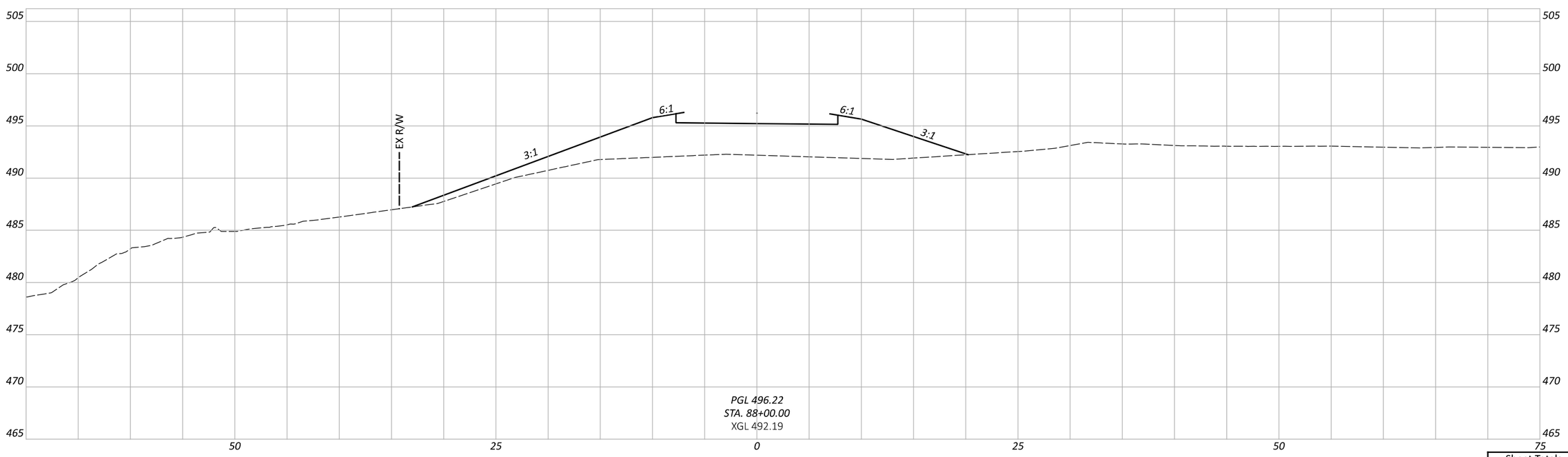

Sheet Totals		
Seeding	Cut	Fill

DESIGN AGENCY

Stantec
10200 Alliance Road,
Suite 300
Cincinnati, OH 45242
(513) 842-8200

DESIGNER
ZTM

REVIEWER
PJD $date$

PROJECT ID
114496

SHEET P.57 TOTAL 63

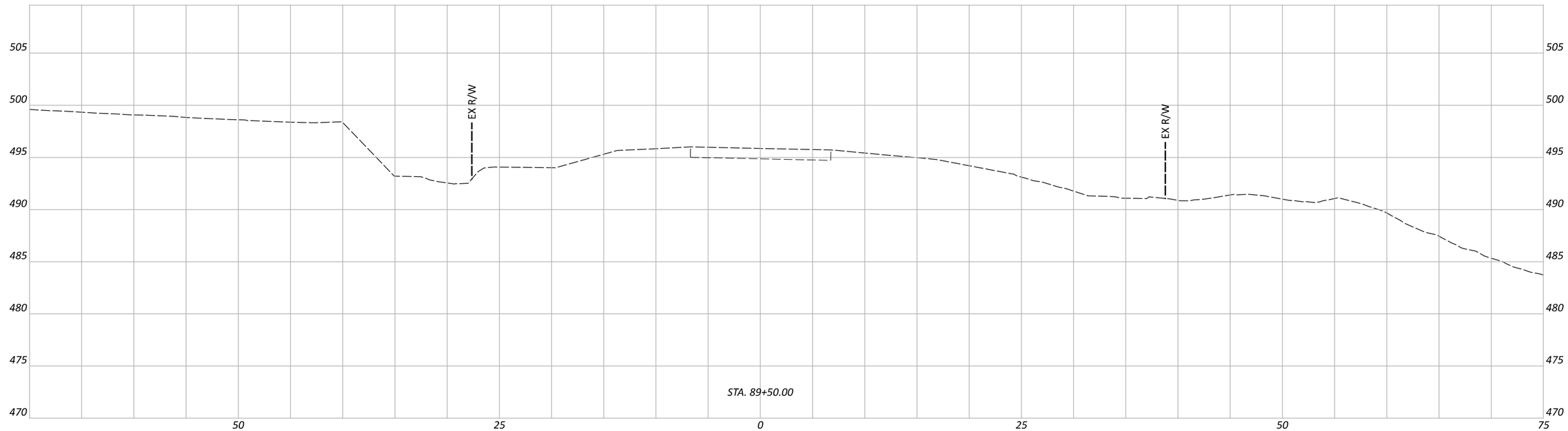

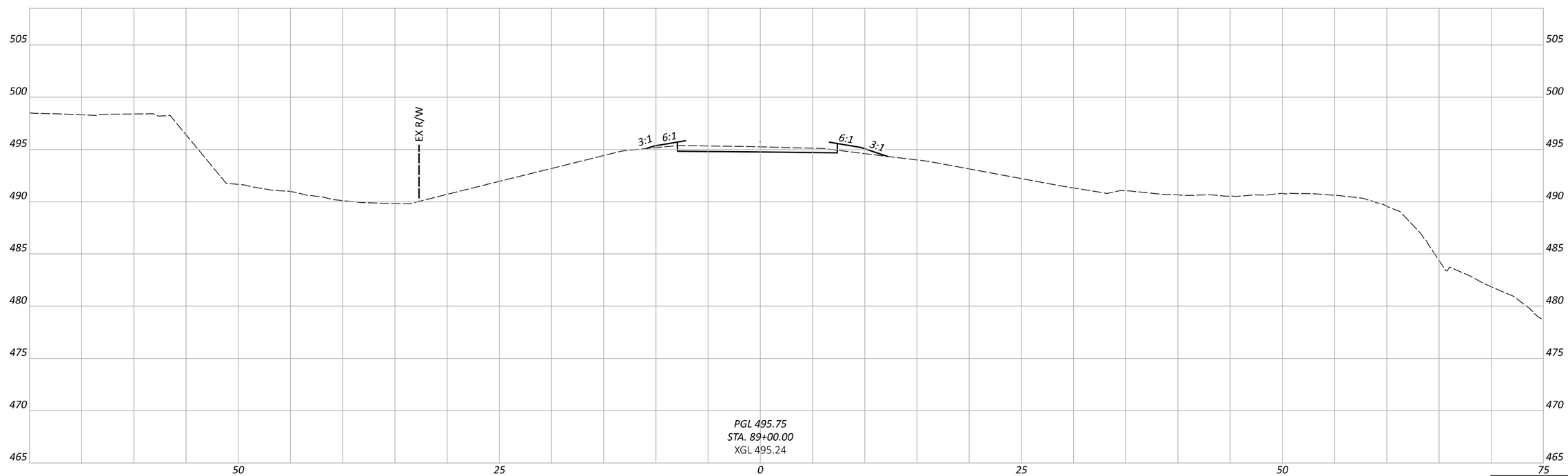

Sheet Totals		
Seeding	Cut	Fill

CROSS SECTIONS
STA. 89+00.00 TO STA. 90+00.00

DESIGN AGENCY

Stantec
10200 Alliance Road, Suite 300
Cincinnati, OH 45242
(513) 842-8200

DESIGNER
ZTM

REVIEWER
PJD $date$

PROJECT ID
114496

SHEET P.58 TOTAL 63

HAM-COLUMBIA CONNECTOR

MODEL: CLP_26 - 89+00.00 [Sheet] PAPERSIZE: 17x11 (in.) DATE: 1/12/2024 TIME: 2:28:10 PM USER: qiachen
V:\1736\active\173620147\engineering\114496\400-Engineering\Roadway\Sheets\114496_XS003.dgn

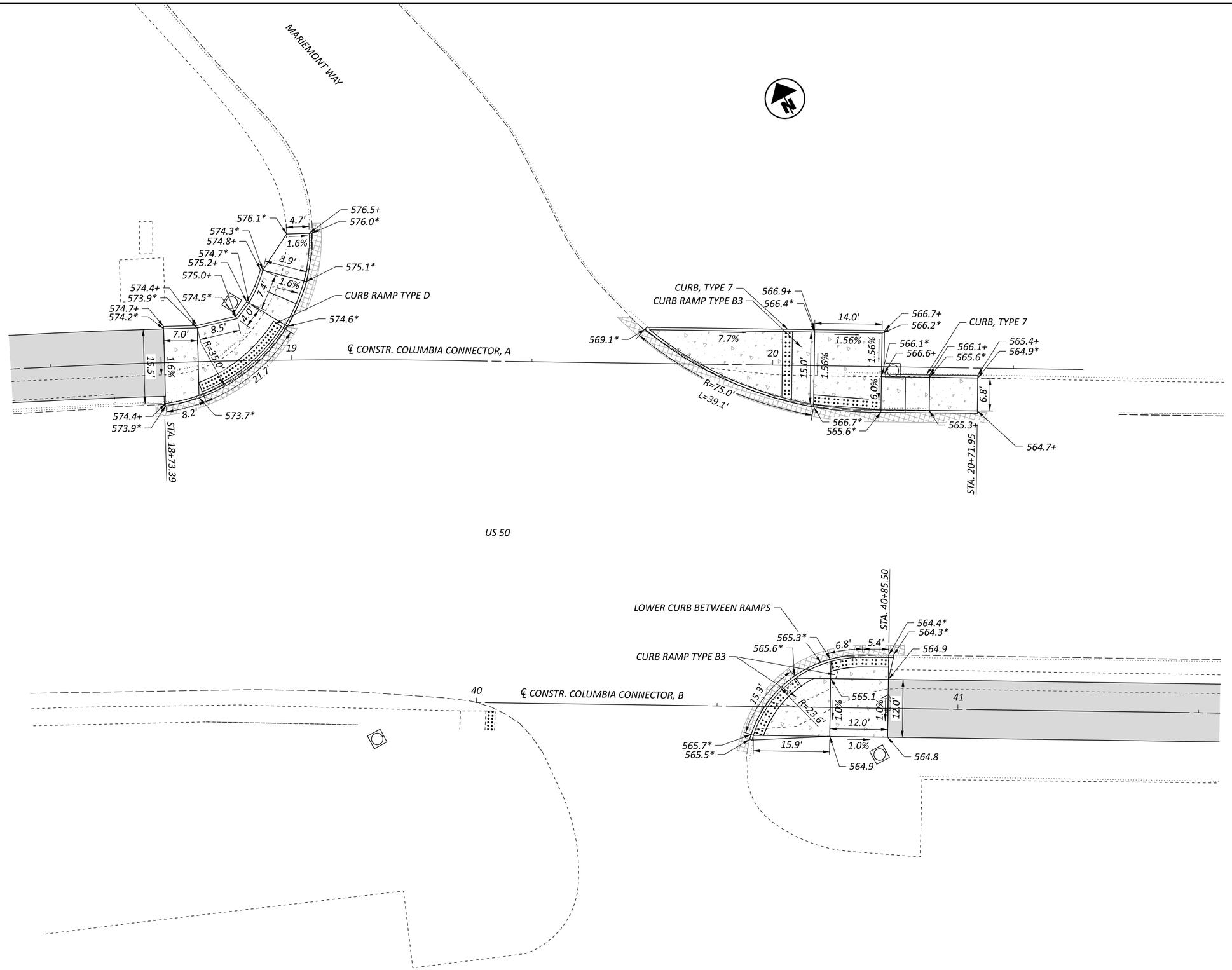

* EDGE OF PAVEMENT ELEVATION
\+ TOP OF CURB ELEVATION

HORIZONTAL SCALE IN FEET
0 5 10 20

INTERSECTION DETAIL MARIEMONT WAY AND US 50

HAM-COLUMBIA CONNECTOR

MODEL: CLP_XC150 - Plan 1 [Sheet] PAPERSIZE: 17x11 (in.) DATE: 1/12/2024 TIME: 2:28:22 PM USER: qiachen
V:\1736\active\173620147\engineering\114496\400-Engineering\Roadway\Sheets\114496_GI001.dgn

DESIGN AGENCY
Stantec
10200 Alliance Road, Suite 300
Cincinnati, OH 45242
(513) 842-8200

DESIGNER
ZTM

REVIEWER
PJD $date$

PROJECT ID
114496

SHEET P.59 TOTAL 63

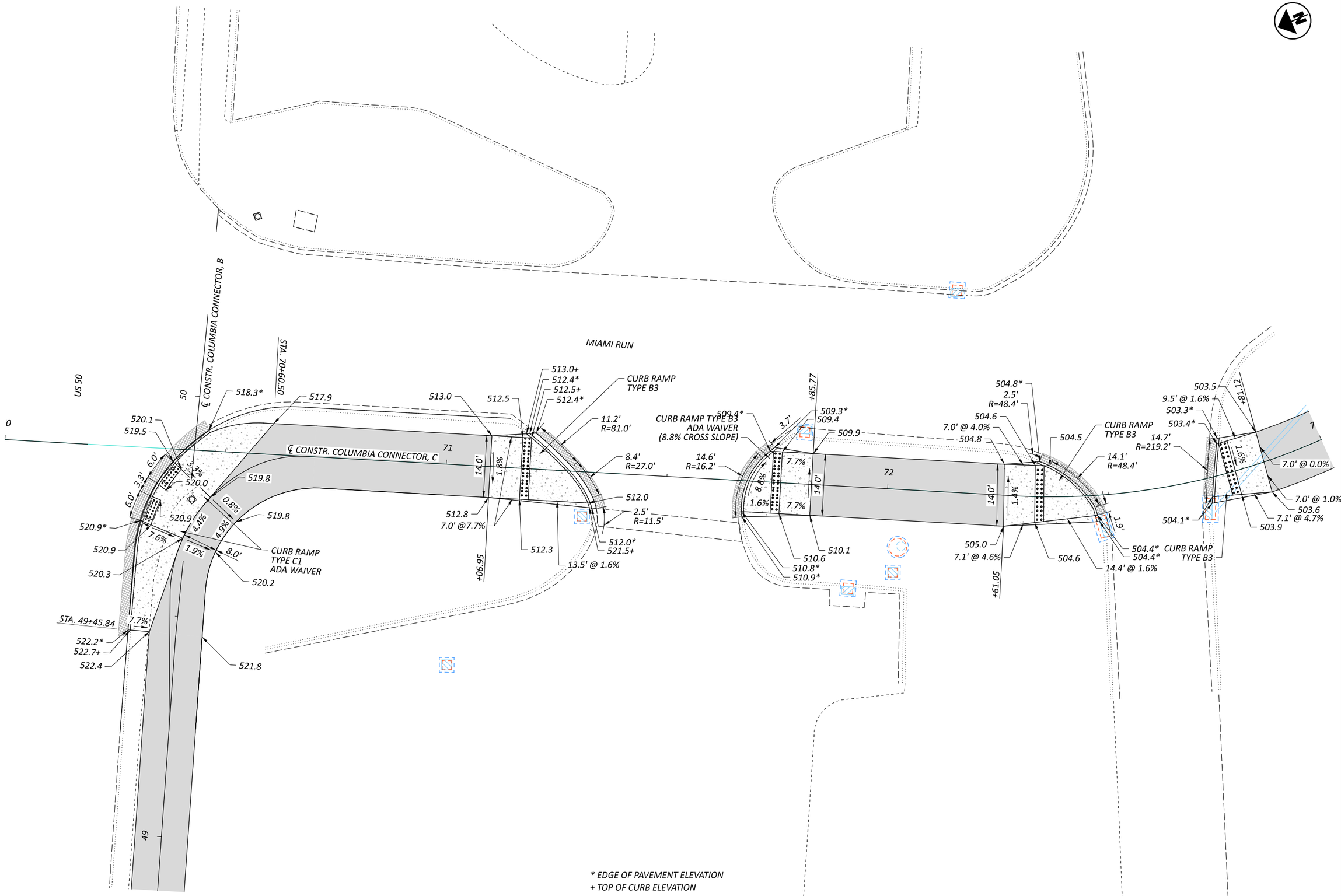

HORIZONTAL SCALE IN FEET
0 5 10 20

INTERSECTION DETAIL MIAMI RUN

DESIGN AGENCY
Stantec
10200 Alliance Road, Suite 300
Cincinnati, OH 45242
(513) 842-8200

DESIGNER: ZTM
REVIEWER: PJD $date$
PROJECT ID: 114496
SHEET: P.60 TOTAL: 63

HAM-COLUMBIA CONNECTOR

MODEL: CLP_25 - Plan 1 [Sheet] PAPERSIZE: 17x11 (in.) DATE: 1/12/2024 TIME: 2:28:25 PM USER: qiachen
V:\1736\active\17362014*engineering\114496\400-Engineering\Roadway\Sheets\114496_GI002.dgn

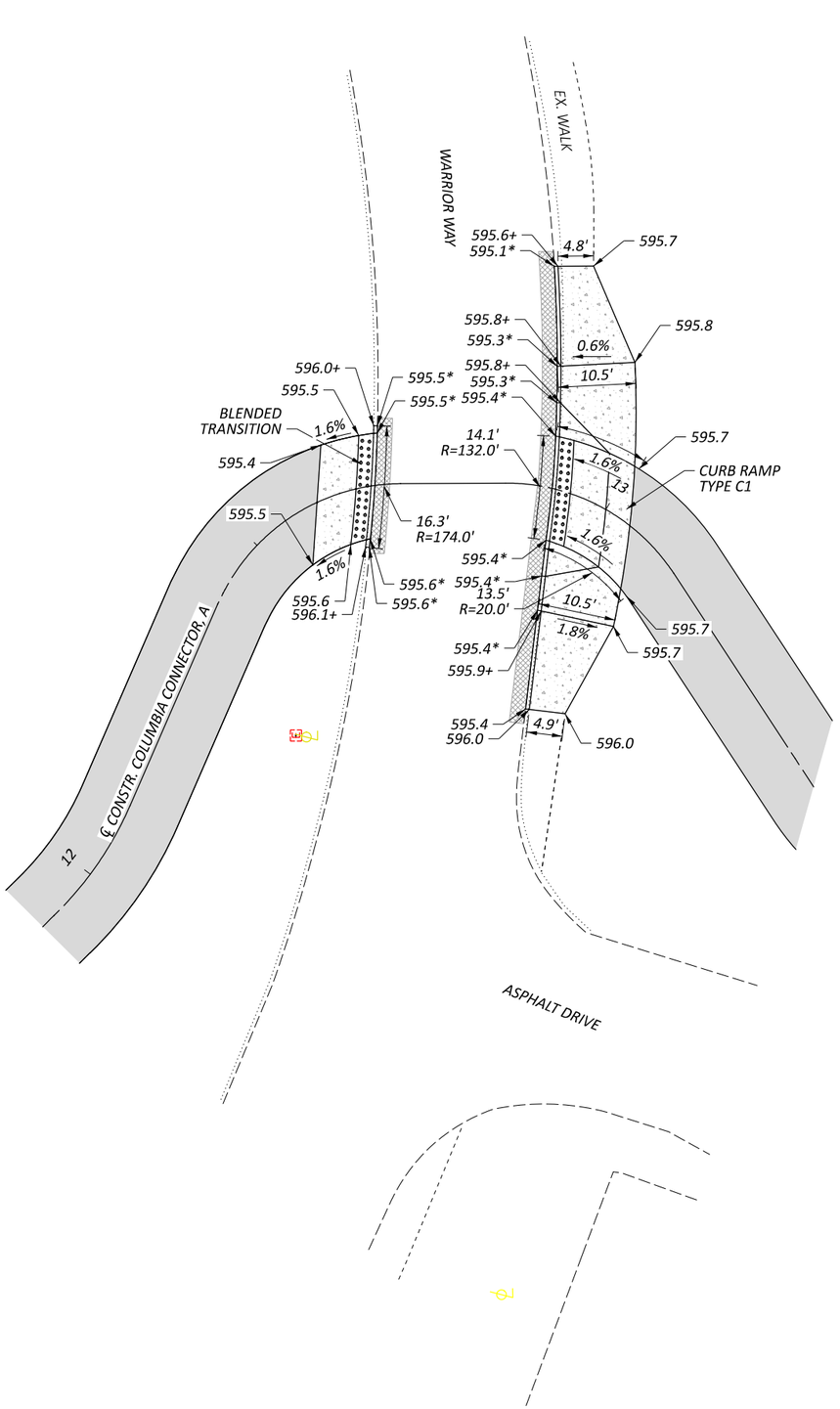

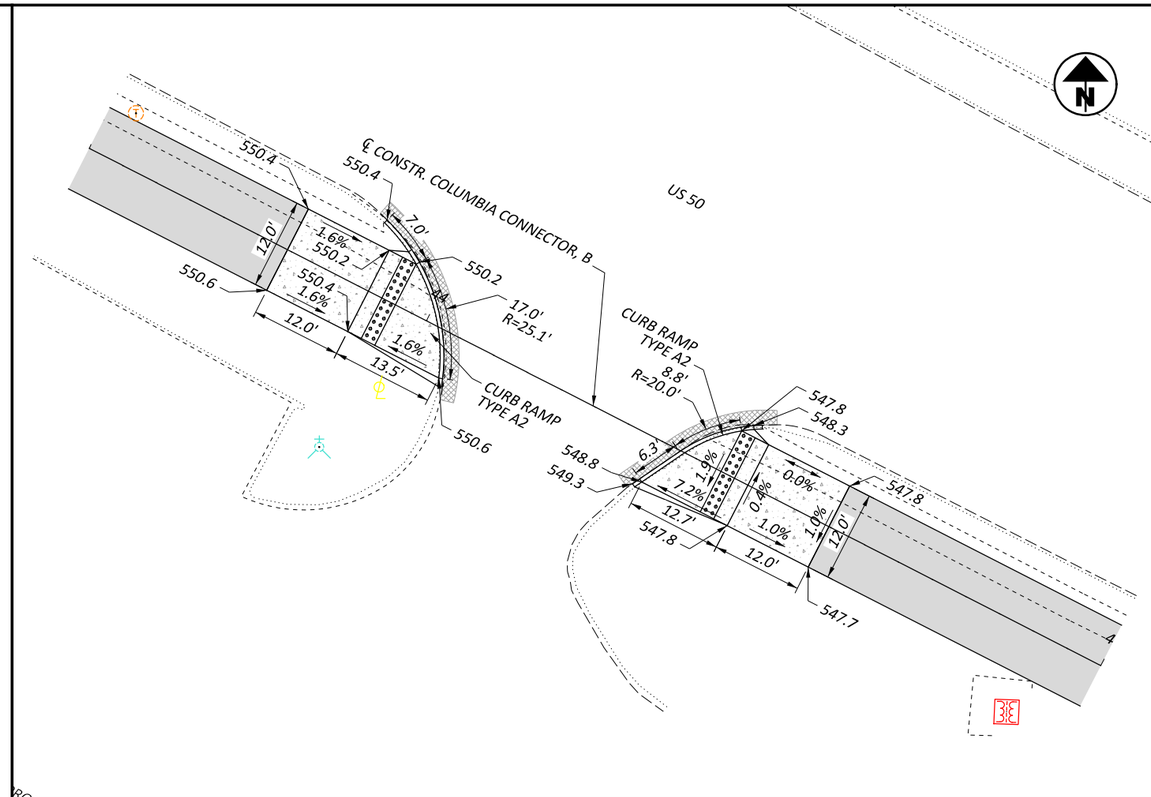

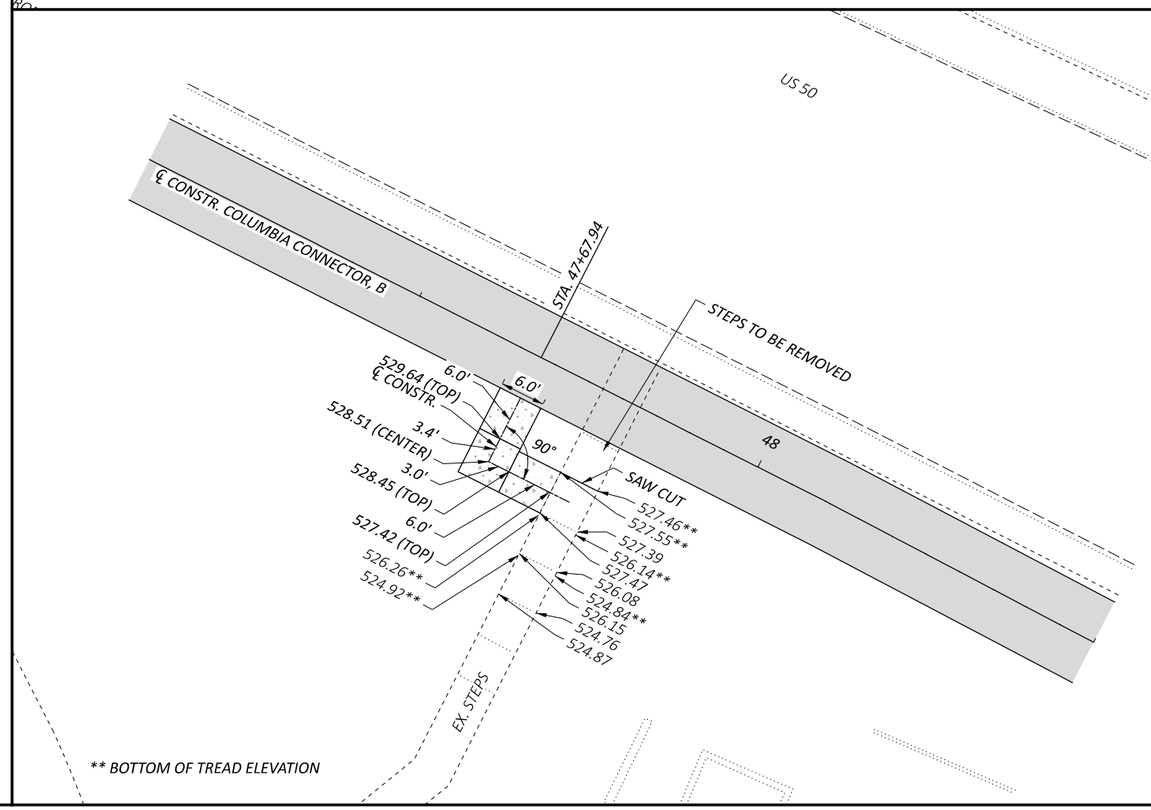

* BOTTOM/FACE OF CURB ELEVATION
\+ TOP OF CURB ELEVATION

** BOTTOM OF TREAD ELEVATION

HORIZONTAL SCALE IN FEET
0 5 10 20

CURB RAMP AND STEP DETAILS
COLLUMBIA CONNECTOR

HAM-COLUMBIA CONNECTOR

MODEL: CLP_37 - Plan 1 [Sheet] PAPERSIZE: 17X11 (in.) DATE: 1/12/2024 TIME: 2:28:28 PM USER: qiachen
V:\1736\active\173620147\engineering\114496\400-Engineering\Roadway\Sheets\114496_GI003.dgn

DESIGN AGENCY
Stantec
10200 Alliance Road, Suite 300
Cincinnati, OH 45242
(513) 842-8200

DESIGNER
ZTM

REVIEWER
PJD $date$

PROJECT ID
114496

SHEET P.61 TOTAL 63

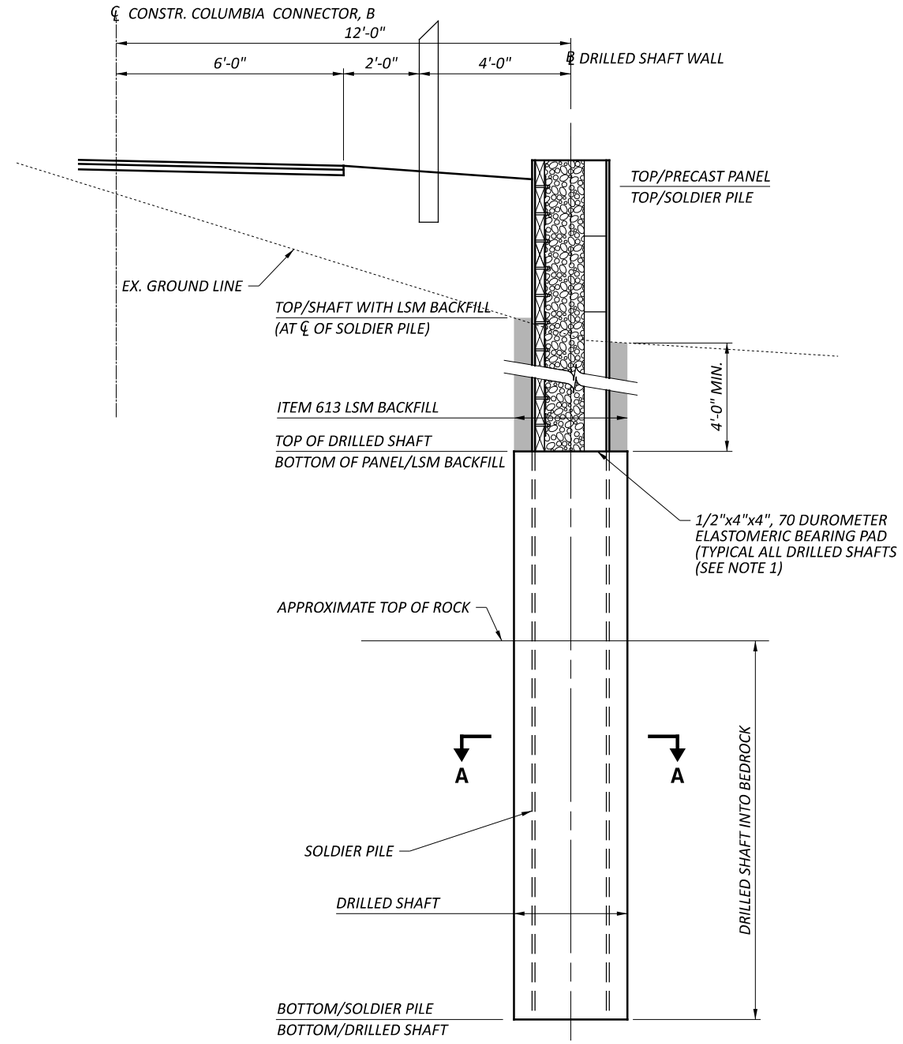

DRILLED SHAFT WALL SECTION

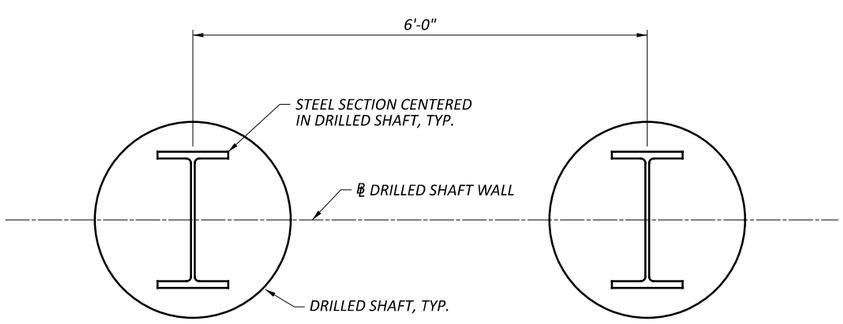

SECTION A-A

NOTES:
1. ELASTOMERIC BEARINGS ARE INCLUDED WITH ITEM 610, RETAINING WALL, MISC.: PRECAST CONCRETE PANEL FOR PAYMENT.

2. SECURE PRECAST CONCRETE PANELS AGAINST PILE FLANGE UNTIL VOID IS FILLED WITH POROUS BACKFILL.

WALL DETAILS
STA 45+40 TO STA 47+40

HAM-COLUMBIA CONNECTOR

MODEL: Untitled Sheet PAPERSIZE: 17x11 (in.) DATE: 1/12/2024 TIME: 2:28:50 PM USER: qiachen
V:\1736\active\173620147\engineering\114496\400-Engineering\Roadway\Sheets\114496_WV001.dgn

DESIGN AGENCY
Stantec
10200 Alliance Road, Suite 300
Cincinnati, OH 45242
(513) 842-8200

DESIGNER	MRS
REVIEWER	EDA 11/20/23
PROJECT ID	114496
SUBSET	--
TOTAL	--
SHEET	P.62
TOTAL	63

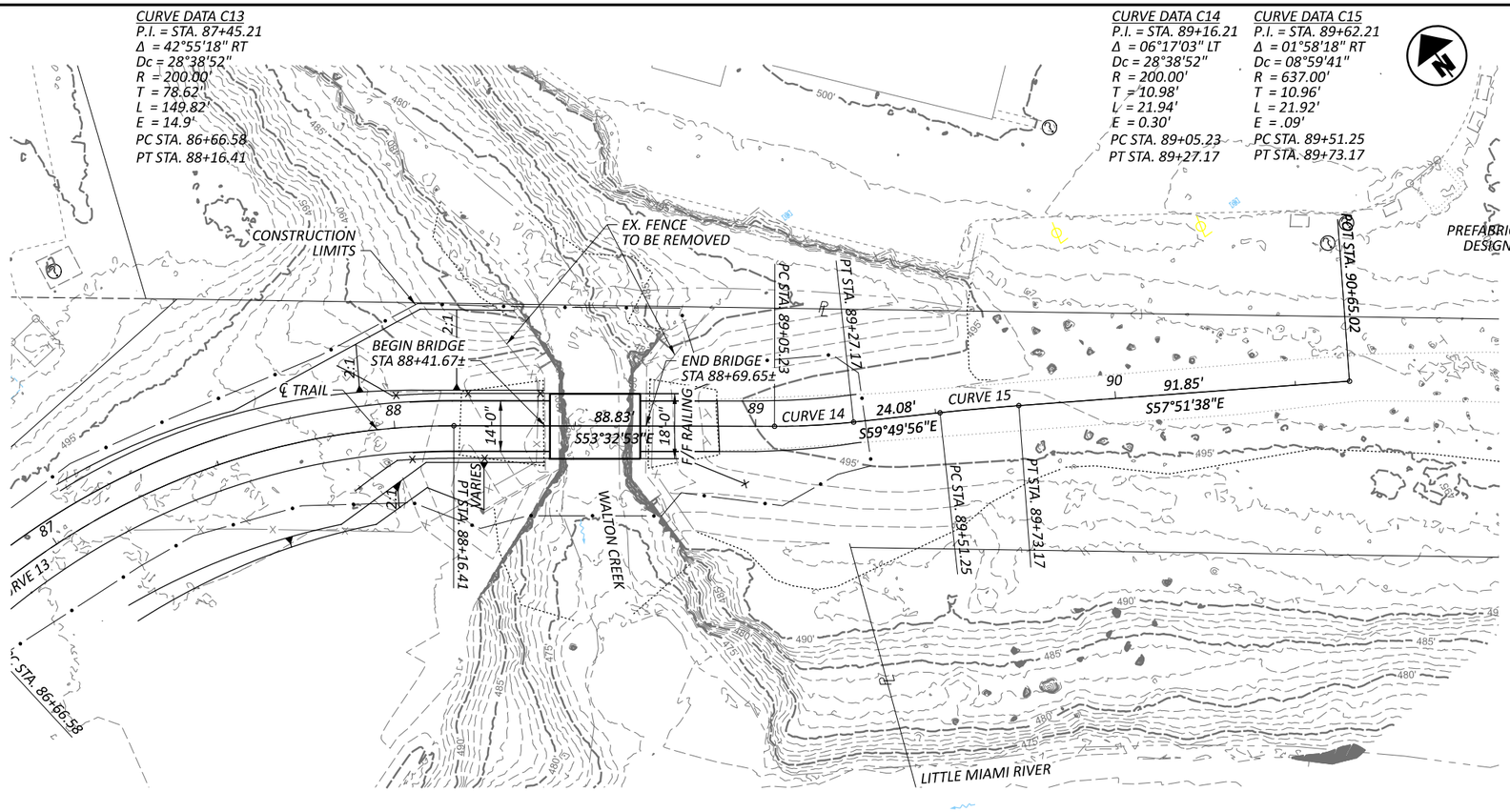

PLAN

NOTES

EARTHWORK LIMITS SHOWN ARE APPROXIMATE. ACTUAL SLOPES SHALL CONFORM TO PLAN CROSS SECTIONS.

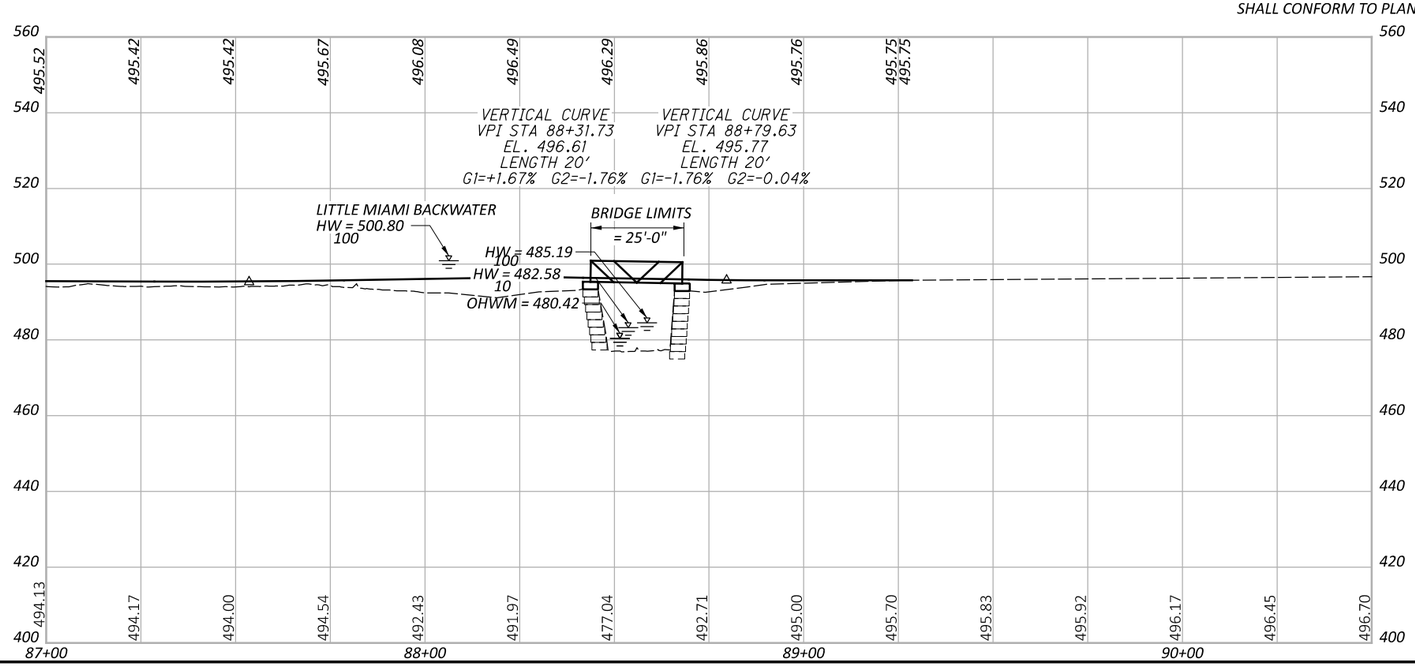

BENCHMARK DATA

BM #1 STA.	,	ELEV.	,	OFFSET	,
BM #2 STA.	,	ELEV.	,	OFFSET	,
BM #3 STA.	,	ELEV.	,	OFFSET	,
BM #4 STA.	,	ELEV.	,	OFFSET	,

FOR ADDITIONAL BENCHMARK INFORMATION. SEE ROADWAY PLAN SHEET

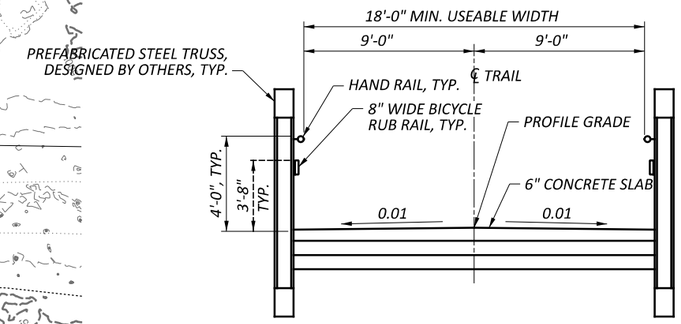

TYPICAL SECTION

HYDRAULIC DATA

DRAINAGE AREA = 1.33 SQ. MILES
Q (100) = 1410 CFS V (100) = 9.82 FT/S
Q (10) = 687 CFS V (10) = 7.99 FT/S
STRUCTURE CLEARS THE 10 YEAR DESIGN HW BY 12.50 FEET.

EXISTING STRUCTURE

TYPE: STONE AND GEOSYNTHETIC REINFORCED SOIL ABUTMENTS

SPANS: 25'-0"
ROADWAY: NONE F/F SAFETY CURB
LOADING: UNKNOWN
SKEW: 0°
WEARING SURFACE: NONE
APPROACH SLABS: NONE
ALIGNMENT: TANGENT
CROWN: NONE
STRUCTURE FILE NUMBER: NONE
DATE BUILT: UNKNOWN (ABUTMENTS REHABILITATED 2020)
DISPOSITION: NEW SUPERSTRUCTURE TO BE PLACED ON ABUTMENTS

PROPOSED STRUCTURE

TYPE: PROPOSED PREFABRICATED STEEL TRUSS ON EXISTING STONE AND GEOSYNTHETIC REINFORCED SOIL ABUTMENTS

SPANS: 25'-0"
ROADWAY: 18'-0" FACE/FACE RAILING
LOADING: 90 PSF OR H15
SKEW: 0°
WEARING SURFACE: 1" MONOLITHIC CONCRETE
APPROACH SLABS: NONE
ALIGNMENT: TANGENT
CROWN: .0156 FT/FT
DECK AREA: 450 SF
COORDINATES: LATITUDE N 39° 23' 49.02"
LONGITUDE W 84° 60' 72.76"

HORIZONTAL SCALE IN FEET 0 10 20 40

SITE PLAN
HAM-COLUMBIA CONNECTOR BRIDGE OVER WALTON CREEK

SFN

DESIGN AGENCY
Stantec
10200 Alliance Road, Suite 300
Cincinnati, OH 45242
(513) 842-8200

DESIGNER	CHECKER
MRS	EDA

REVIEWER
BSM 10-23-23

PROJECT ID
114496

SUBSET	TOTAL
1	1

SHEET	TOTAL
P.63	63

HAM-COLUMBIA CONNECTOR

MODEL: CLP_27 - Plan 1 [Sheet] PAPERSIZE: 17x11 (in.) DATE: 1/12/2024 TIME: 2:29:03 PM USER: qlachen
V:\1736\active\173620147\engineering\114496\400-Engineering\Structures\Sheets\114496_SP001.dgn