

CALCULATED  
BLM  
CHECKED  
ABS

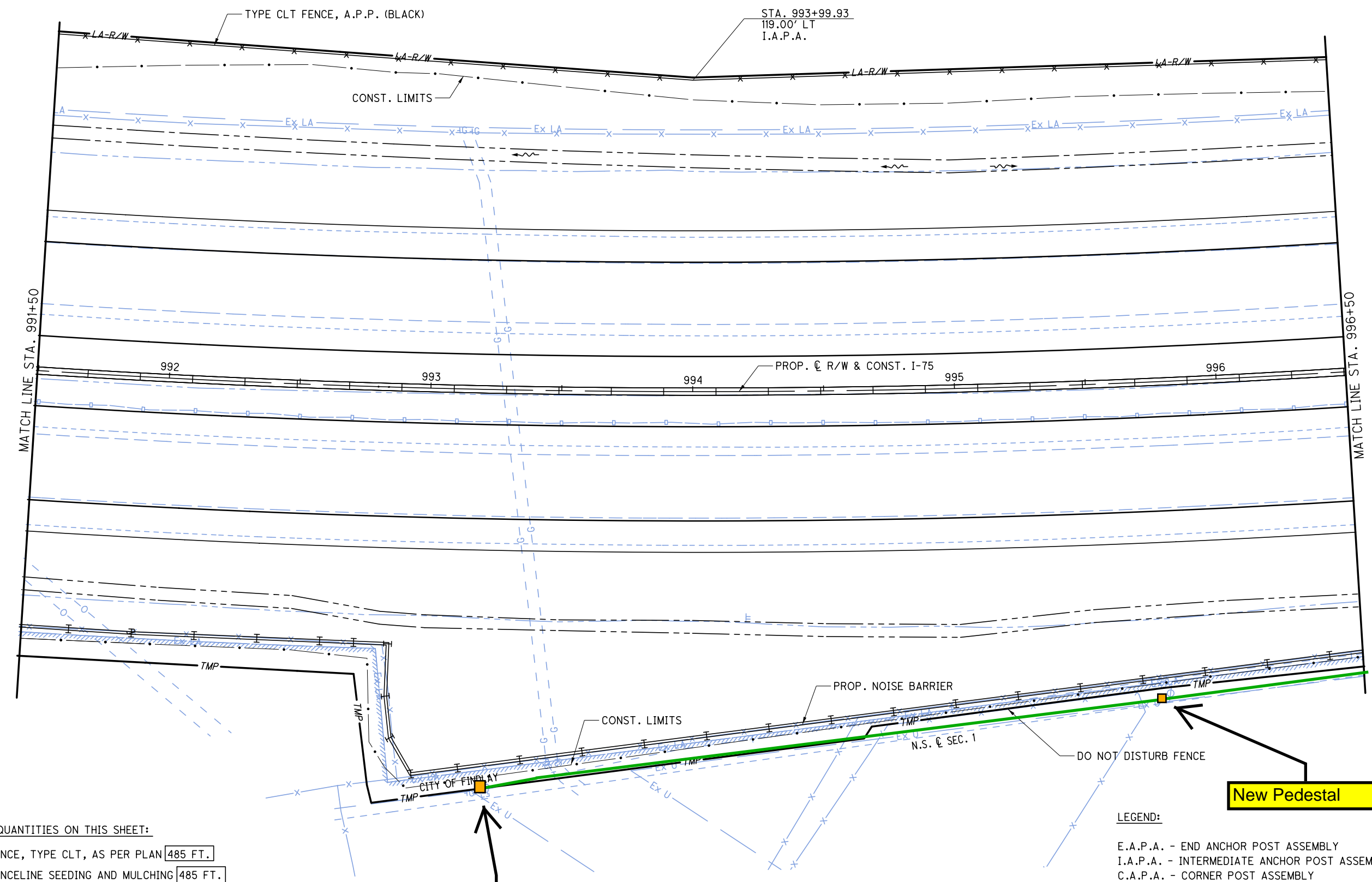
FENCING PLAN  
STA. 991+50 TO STA. 996+50

HAN-75-14.39



**New Buried Cable=**

New Cable to be placed within 1' of east side of easement



ESTIMATED QUANTITIES ON THIS SHEET:  
 ITEM 607 FENCE, TYPE CLT, AS PER PLAN **485 FT.**  
 ITEM 607 FENCELINE SEEDING AND MULCHING **485 FT.**

FENCING QUANTITIES INCLUDE ALL HARDWARE, POST, ETC., COMPLETE IN PLACE AND ARE CARRIED TO THE FENCING SUB-SUMMARY TABLE ON SHEET ----.

**Start relocation here**

**New Pedestal**

- LEGEND:
- E.A.P.A. - END ANCHOR POST ASSEMBLY
  - I.A.P.A. - INTERMEDIATE ANCHOR POST ASSEMBLY
  - C.A.P.A. - CORNER POST ASSEMBLY
  - L.P. - STEEL LINE POST SET IN CONCRETE OR WOODEN POST
  - A.C. - ABUTMENT CONNECTION

ALL STATION AND OFFSET INFORMATION IS BASED OFF OF THE PROPOSED Q R/W & CONSTRUCTION I-75 ALIGNMENT

T:\Projects\HAN\87005\roadway\sheets\87005CX029.dgn 09-DEC-2013 10:48AM macmillanbl



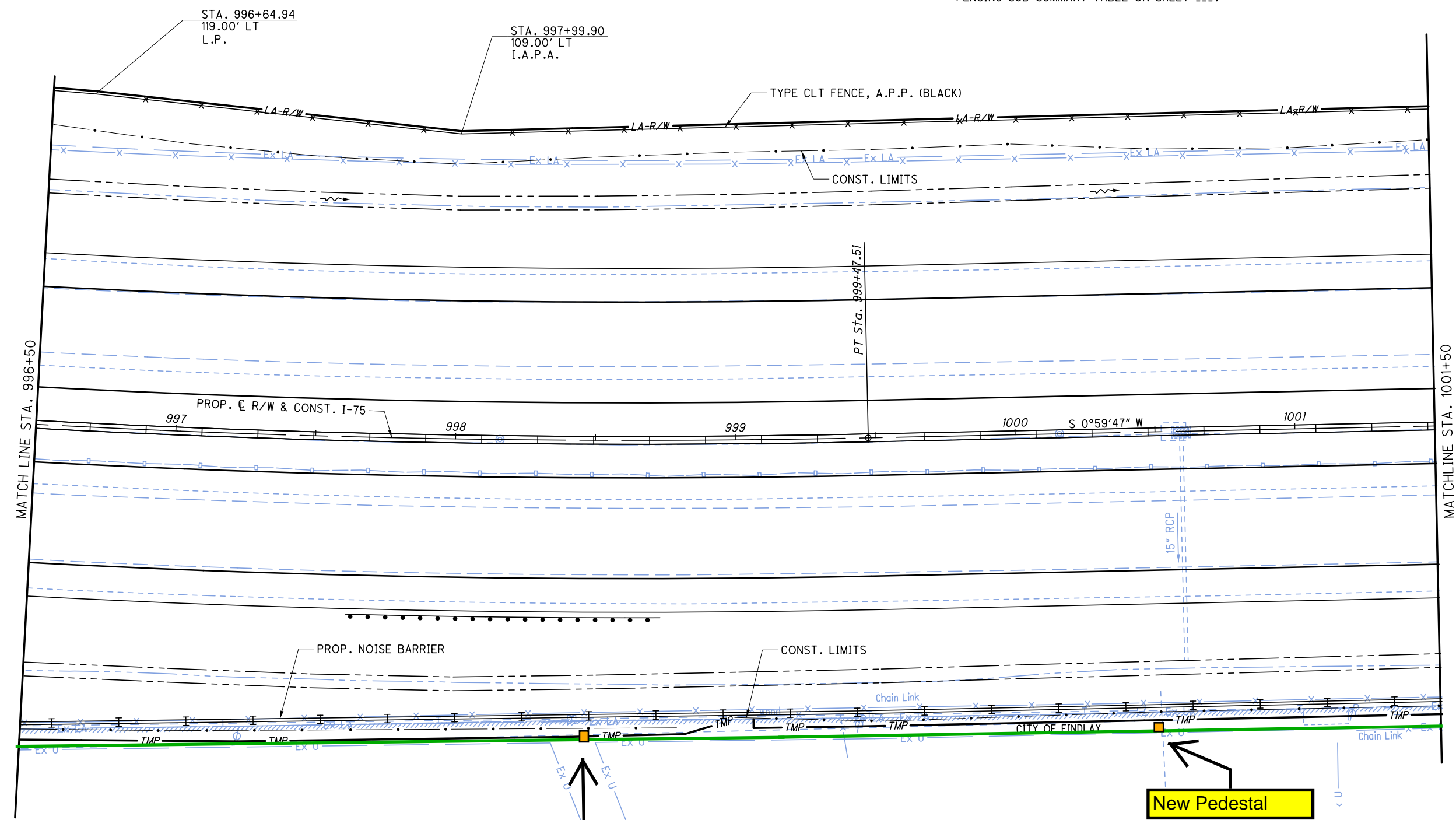
CALCULATED	BLM
CHECKED	ABS

ESTIMATED QUANTITIES ON THIS SHEET:

ITEM 607 FENCE, TYPE CLT, AS PER PLAN 492 FT.

ITEM 607 FENCELINE SEEDING AND MULCHING 492 FT.

FENCING QUANTITIES INCLUDE ALL HARDWARE, POST, ETC., COMPLETE IN PLACE AND ARE CARRIED TO THE FENCING SUB-SUMMARY TABLE ON SHEET ----.



LEGEND:

- E.A.P.A. - END ANCHOR POST ASSEMBLY
- I.A.P.A. - INTERMEDIATE ANCHOR POST ASSEMBLY
- C.A.P.A. - CORNER POST ASSEMBLY
- L.P. - STEEL LINE POST SET IN CONCRETE OR WOODEN POST
- A.C. - ABUTMENT CONNECTION

ALL STATION AND OFFSET INFORMATION IS BASED OFF OF THE PROPOSED R/W & CONSTRUCTION I-75 ALIGNMENT

FENCING PLAN  
STA. 996+50 TO STA. 1001+50

HAN-75-14.39



T:\Projects\HAN\87005\roadway\sheets\87005CX030.dgn 09-DEC-2013 10:48AM macmillanbl



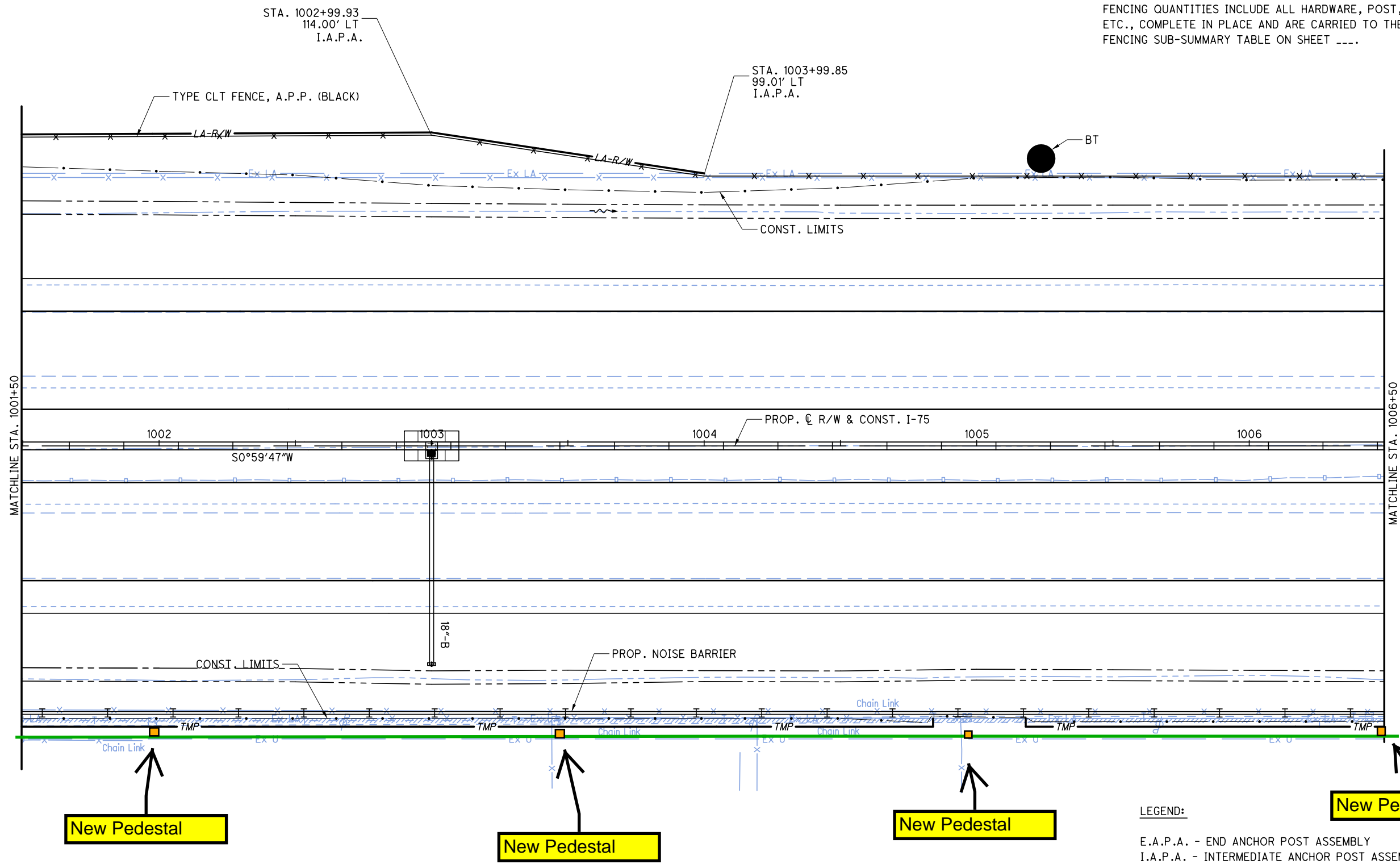
CALCULATED  
BLM  
CHECKED  
ABS

**FENCING PLAN**  
**STA. 1001+50 TO STA. 1006+50**

**HAN-75-14.39**



**ESTIMATED QUANTITIES ON THIS SHEET:**  
ITEM 607 FENCE, TYPE CLT, AS PER PLAN **502 FT.**  
ITEM 607 FENCELINE SEEDING AND MULCHING **502 FT.**  
  
FENCING QUANTITIES INCLUDE ALL HARDWARE, POST, ETC., COMPLETE IN PLACE AND ARE CARRIED TO THE FENCING SUB-SUMMARY TABLE ON SHEET ----.




**New Pedestal**

**New Pedestal**

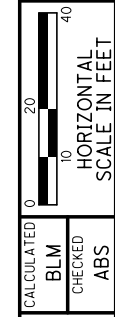
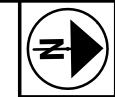
**New Pedestal**

**New Pedestal**

- LEGEND:**
- E.A.P.A. - END ANCHOR POST ASSEMBLY
  - I.A.P.A. - INTERMEDIATE ANCHOR POST ASSEMBLY
  - C.A.P.A. - CORNER POST ASSEMBLY
  - L.P. - STEEL LINE POST SET IN CONCRETE OR WOODEN POST
  - A.C. - ABUTMENT CONNECTION
  -  POTENTIAL INDIANA BAT ROOST TREE

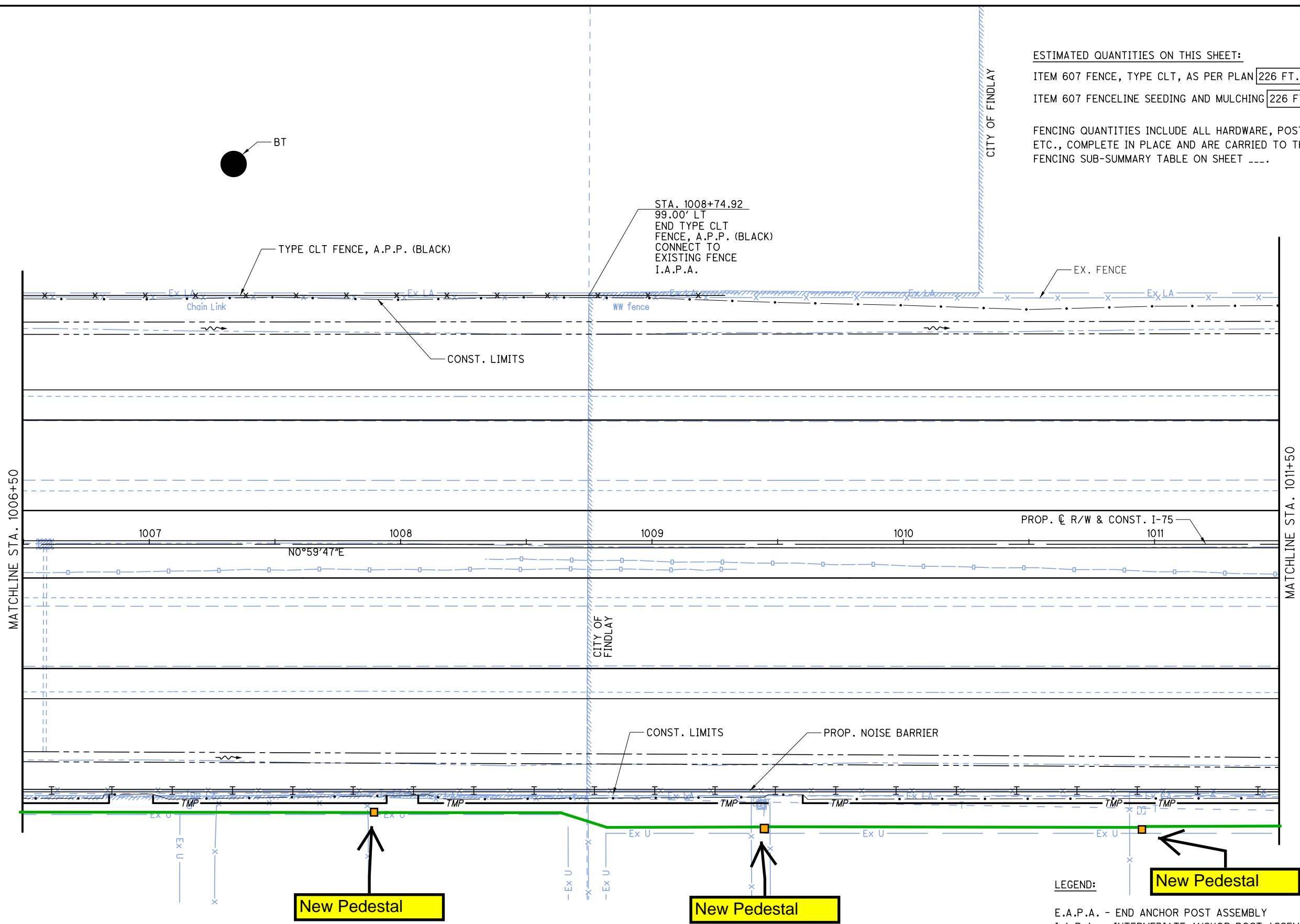
ALL STATION AND OFFSET INFORMATION IS BASED OFF OF THE PROPOSED Q R/W & CONSTRUCTION I-75 ALIGNMENT

T:\Projects\HAN\87005\roadway\sheets\87005CX031.dgn 09-DEC-2013 10:48AM macmillanbl



ESTIMATED QUANTITIES ON THIS SHEET:  
 ITEM 607 FENCE, TYPE CLT, AS PER PLAN 226 FT.  
 ITEM 607 FENCELINE SEEDING AND MULCHING 226 FT.

FENCING QUANTITIES INCLUDE ALL HARDWARE, POST, ETC., COMPLETE IN PLACE AND ARE CARRIED TO THE FENCING SUB-SUMMARY TABLE ON SHEET ----.



New Pedestal

New Pedestal

New Pedestal

LEGEND:

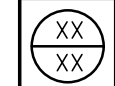
- E.A.P.A. - END ANCHOR POST ASSEMBLY
- I.A.P.A. - INTERMEDIATE ANCHOR POST ASSEMBLY
- C.A.P.A. - CORNER POST ASSEMBLY
- L.P. - STEEL LINE POST SET IN CONCRETE OR WOODEN POST
- A.C. - ABUTMENT CONNECTION

POTENTIAL INDIANA BAT ROOST TREE

ALL STATION AND OFFSET INFORMATION IS BASED OFF OF THE PROPOSED R/W & CONSTRUCTION I-75 ALIGNMENT

FENCING PLAN  
STA. 1006+50 TO STA. 1011+50

HAN-75-14.39



T:\Projects\HAN\87005\roadway\sheets\87005CX032.dgn 09-DEC-2013 10:48AM macmillanbl



CALCULATED BY BLM CHECKED BY ABS

FENCING PLAN  
STA. 1011+50 TO END PROJECT

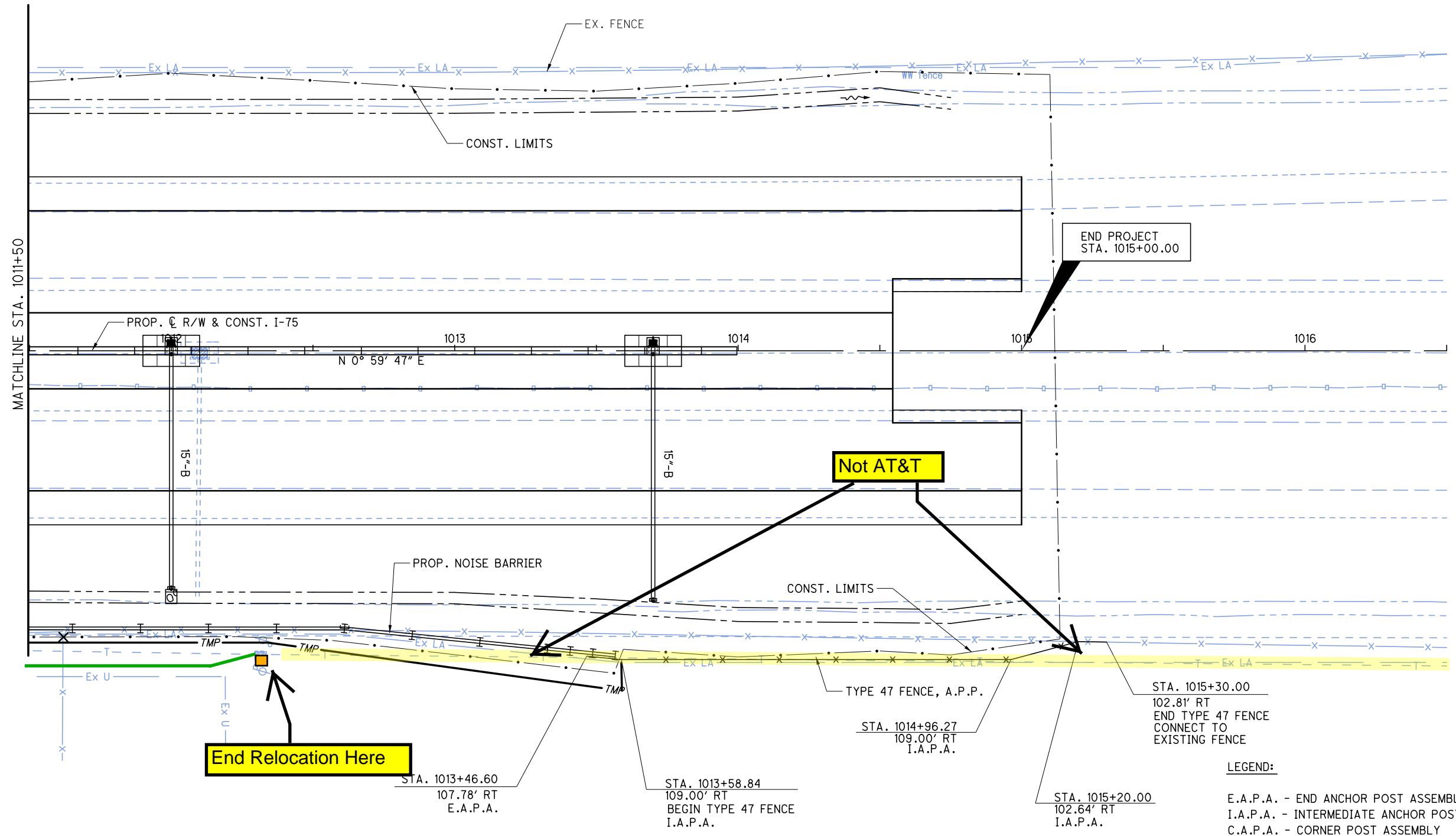
HAN-75-14.39



NOTE:  
 THE PROJECT IS LOCATED NEAR THE CITY OF FINDLAY'S DRINKING WATER SOURCE AREA. IN ORDER TO MINIMIZE THE POTENTIAL FOR A RELEASE IN THIS SENSITIVE AREA, PROJECT RELATED REFUELING AND MAINTENANCE ACTIVITIES SHALL NOT BE PERFORMED FROM STA. 745+12.56 TO STA. 770+00 AND STA. 1010+00 TO 1015+00. SPILLS OF FUELS, OILS, CHEMICALS OR OTHER MATERIALS WHICH COULD POSE A THREAT TO THE DRINKING WATER SOURCE AREA SHALL BE CLEANED UP IMMEDIATELY BY THE CONTRACTOR. IF THE SPILL IS A REPORTABLE AMOUNT, THE CONTRACTOR SHOULD CONTACT THE EMERGENCY MANAGEMENT COORDINATOR AT THE HANCOCK COUNTY EMERGENCY MANAGEMENT AGENCY AT (419) 424-7092 FOR CLEANUP OF THE SPILL.

ESTIMATED QUANTITIES ON THIS SHEET:  
 ITEM 607 FENCE, TYPE 47, AS PER PLAN 185 FT.  
 ITEM 607 FENCELINE SEEDING AND MULCHING 185 FT.

FENCING QUANTITIES INCLUDE ALL HARDWARE, POST, ETC., COMPLETE IN PLACE AND ARE CARRIED TO THE FENCING SUB-SUMMARY TABLE ON SHEET ....



- LEGEND:
- E.A.P.A. - END ANCHOR POST ASSEMBLY
  - I.A.P.A. - INTERMEDIATE ANCHOR POST ASSEMBLY
  - C.A.P.A. - CORNER POST ASSEMBLY
  - L.P. - STEEL LINE POST SET IN CONCRETE OR WOODEN POST
  - A.C. - ABUTMENT CONNECTION

ALL STATION AND OFFSET INFORMATION IS BASED OFF OF THE PROPOSED C R/W & CONSTRUCTION I-75 ALIGNMENT

T:\Projects\HAN\87005\roadway\sheets\87005C\X033.dgn 09-DEC-2013 10:48AM macmillanbl