

NOTE A
ITEM 441 ASPHALT SURFACE COURSE IS TO BE 1/4" ABOVE GUTTER PLATE.

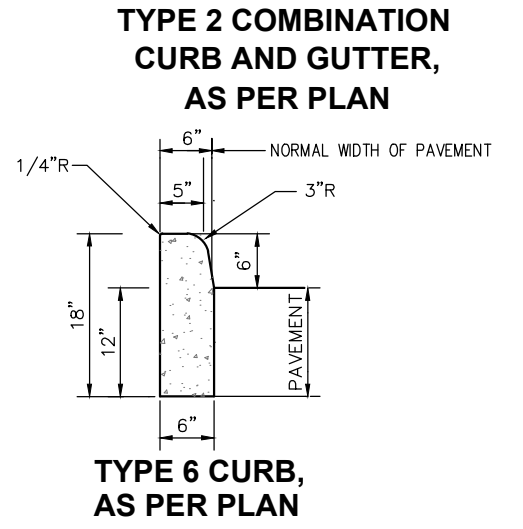
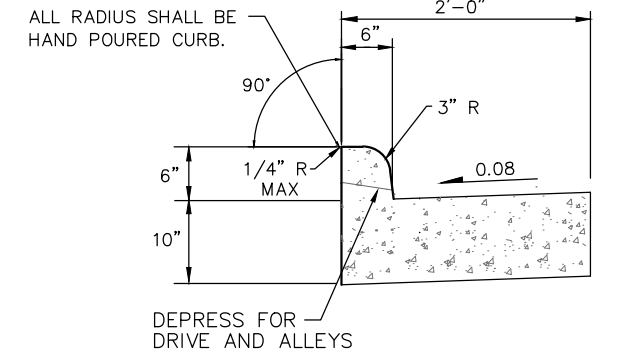
NOTE B
PLACE ASPHALT CEMENT ON FACE OF CURB AND GUTTER PRIOR TO ASPHALT PLACEMENT AND SEAL BETWEEN CURB AND PAVEMENT AFTER PLACEMENT OF ITEM 441 ASPHALT. THE JOINT PREPARATION AND SEALING SHALL BE INCLUDED IN THE PAYMENT FOR ITEM 441, ASPHALT CONCRETE, SURFACE COURSE.

*UNLESS OTHERWISE SHOWN IN THE CROSS SECTIONS

HATCH SYMBOLS FOR PLANS

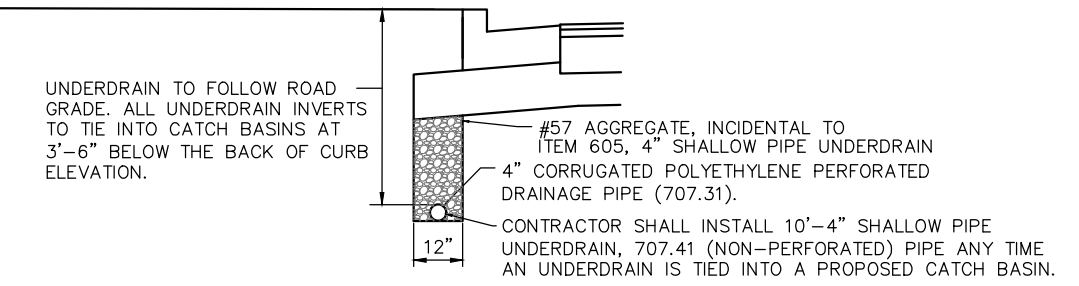
- CONCRETE DRIVE AND DRIVE APRONS: FOR COMMERCIAL/ALLEYS
ITEM 452, 9" NON-REINFORCED CONCRETE PAVEMENT, CLASS QC1, AS PER PLAN ON
ITEM 411, 6" STABILIZED CRUSHED AGGREGATE ON
ITEM 204, SUBGRADE COMPACTION
- WALK PATH (GREEN MONSTER):
ITEM SPEC - DARK GREEN TRACK COATING
ITEM 441 - 1-1/4" ASPHALT CONCRETE, SURFACE COURSE, TYPE 1, (448), (DRIVEWAY)
ITEM 441 - 1-3/4" ASPHALT CONCRETE, INTERMEDIATE COURSE, TYPE 2, (448), (DRIVEWAY)
ITEM 304 - 6" AGGREGATE BASE (2 EQUAL LIFTS)
ITEM 204 - SUBGRADE COMPACTION
- ASPHALT DRIVE
ITEM 441, 1-1/4" ASPHALT CONCRETE, SURFACE COURSE, TYPE 1 (448), (DRIVEWAY) ON
ITEM 407 - NON-TRACKING TACK COAT
ITEM 441, 2-3/4" ASPHALT CONCRETE, INTERMEDIATE COURSE, TYPE 2 (448), (DRIVEWAY) ON
ITEM 411, 8" STABILIZED CRUSHED AGGREGATE (2 EQUAL LIFTS) ON
ITEM 204, SUBGRADE COMPACTION
- CONCRETE WALK
ITEM 608, 4" CONCRETE WALK, AS PER PLAN ON
ITEM 411, 4" STABILIZED CRUSHED AGGREGATE ON
ITEM 204, SUBGRADE COMPACTION
- FULL DEPTH PAVEMENT
SEE TYPICAL SECTION COMPOSITION
- CURB RAMP
ITEM 608, CURB RAMP, AS PER PLAN ON
ITEM 411, 4" STABILIZED CRUSHED AGGREGATE ON
ITEM 204, SUBGRADE COMPACTION
- (DND) DO NOT DISTURB
- (TBR) TO BE REMOVED
- (TBA) TO BE ABANDONED
- MANHOLE ADJUSTED TO GRADE
- ⦿ VALVE ADJUSTED TO GRADE

- LEGEND**
- ① ITEM 441, 1-1/4" ASPHALT CONCRETE, SURFACE COURSE, TYPE 1 (448), PG 64-22
 - ② ITEM 441, 1-3/4" ASPHALT CONCRETE, INTERMEDIATE COURSE, TYPE 2 (448)
 - ③ ITEM 407, NON-TRACKING TACK COAT
 - ④ ITEM 301, 7" ASPHALT CONCRETE BASE, PG64-22
 - ⑤ ITEM 304, 8" AGGREGATE BASE
 - ⑥ ITEM 204, SUBGRADE COMPACTION
 - ⑦ ITEM 659, SEEDING AND MULCHING, CLASS 1
 - ⑧ ITEM 605, 4" SHALLOW PIPE UNDERDRAINS, WITH GEOTEXTILE FABRIC, AS PER PLAN
 - ⑨ ITEM 608, 4" CONCRETE WALK, AS PER PLAN
 - ⑩ ITEM 411, 4" STABILIZED CRUSHED AGGREGATE
 - ⑪ ITEM 609, COMBINATION CURB AND GUTTER, TYPE 2, AS PER PLAN



CURB NOTES

- A. CONCRETE AND WORK SHALL MEET THE REQUIREMENTS SET FORTH IN ODOT ITEM 609 CURBING.
- B. CURBING SHALL HAVE HAND GROOVE AND CUT JOINTS EVERY 10'.
- C. MINIMUM OF 8" OF ODOT 304 SHALL BE PLACED UNDER CURBING.
- D. CURBING SHALL BE BACKFILLED IMMEDIATELY AFTER FORMS ARE REMOVED.
- E. PROVIDE BROOM FINISH AND EDGING TO ALL EXPOSED SURFACES.
- F. APPLY 2 COATS OF SUPER DIAMOND CLEAR CURING AND SEALING COMPOUND OR WR MEADOWS INC. CS-309-25 OR APPROVED EQUIVALENT PER MANUFACTURER'S RECOMMENDATIONS ON ALL SURFACES IMMEDIATELY AFTER FINISHING SURFACES.
- G. CONCRETE SHALL BE ODOT CLASS QC MISC. (CEMENT ONLY - NO POZZOLAN MATERIALS) AND REINFORCED WITH CONCRETE FIBERS.
- H. ALL CURB AROUND RADII SHALL BE STEEL FORMED. CURB MACHINE WILL NOT BE PERMITTED.
- I. EXPANSION JOINTS SHALL BE PLACED IN CURB EVERY 250' WHERE NO CATCH BASIN EXPANSION JOINT IS LOCATED IN THE 250' STRETCH.
- J. ASPHALT MATERIAL SHALL BE PLACED ON THE VERTICAL FACE OF SAWCUT JOINTS PRIOR TO PAVING AS PER 401.14. AFTER THE ASPHALT WORK IS COMPLETED, THE TRANSVERSE JOINTS SHALL BE SEALED WITH LIQUID ASPHALT. THE JOINT PREPARATION AND SEALING SHALL BE INCLUDED IN THE PAYMENT FOR ITEM 441, ASPHALT CONCRETE, SURFACE COURSE.



4" SHALLOW PIPE UNDERDRAIN, AS PER PLAN DETAIL

NOTE:
UNDERDRAIN TO BE PLACED BEHIND ALL PROPOSED TYPE 2 CURB AND GUTTER..

Removed "THE VILLAGE WILL NOT PAY FOR CURB THROUGH CATCH BASINS."