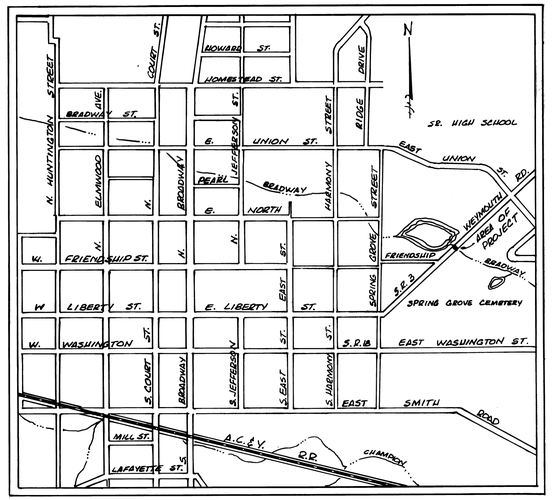

LOCATION MAP
SCALE: 1" = 800'

INDEX OF DRAWINGS	
SHEET	DESIGNATION
1	Title Sheet
2	Plan & Profile
3	Culvert Details
4	Piperail Detail & 2-2-8 inlet basin

IMPROVEMENT PLANS
FOR
WEYMOUTH ROAD CULVERT AT BRADWAY CREEK
CITY OF MEDINA

JOB Nº. 312

BY INSTALLING
CULVERT AND APPURTENANCES

AUGUST EBLE, — MAYOR
ELMER C. VUNDERINK SERVICE DIRECTOR

COUNCIL MEMBERS
FRED M. GREENWOOD, PRESIDENT

RICHARD K. DIRHAM
SALLY GIOVINAZZO
KIM ZARNEY
ERIC ALLEY
GEORGE RODGERS
JAMES S. ROBERTS

CONSTRUCTION NOTES

All work shall be done in accordance with City of Medina Construction and Material Specifications or as noted on the plans or in the contract Specifications

PREPARED BY:
CUNNINGHAM and ASSOC., INC.
CIVIL ENGINEERING SURVEYING
MEDINA, OHIO 725-5980

PROJECT Nº 2701

Job No. 312

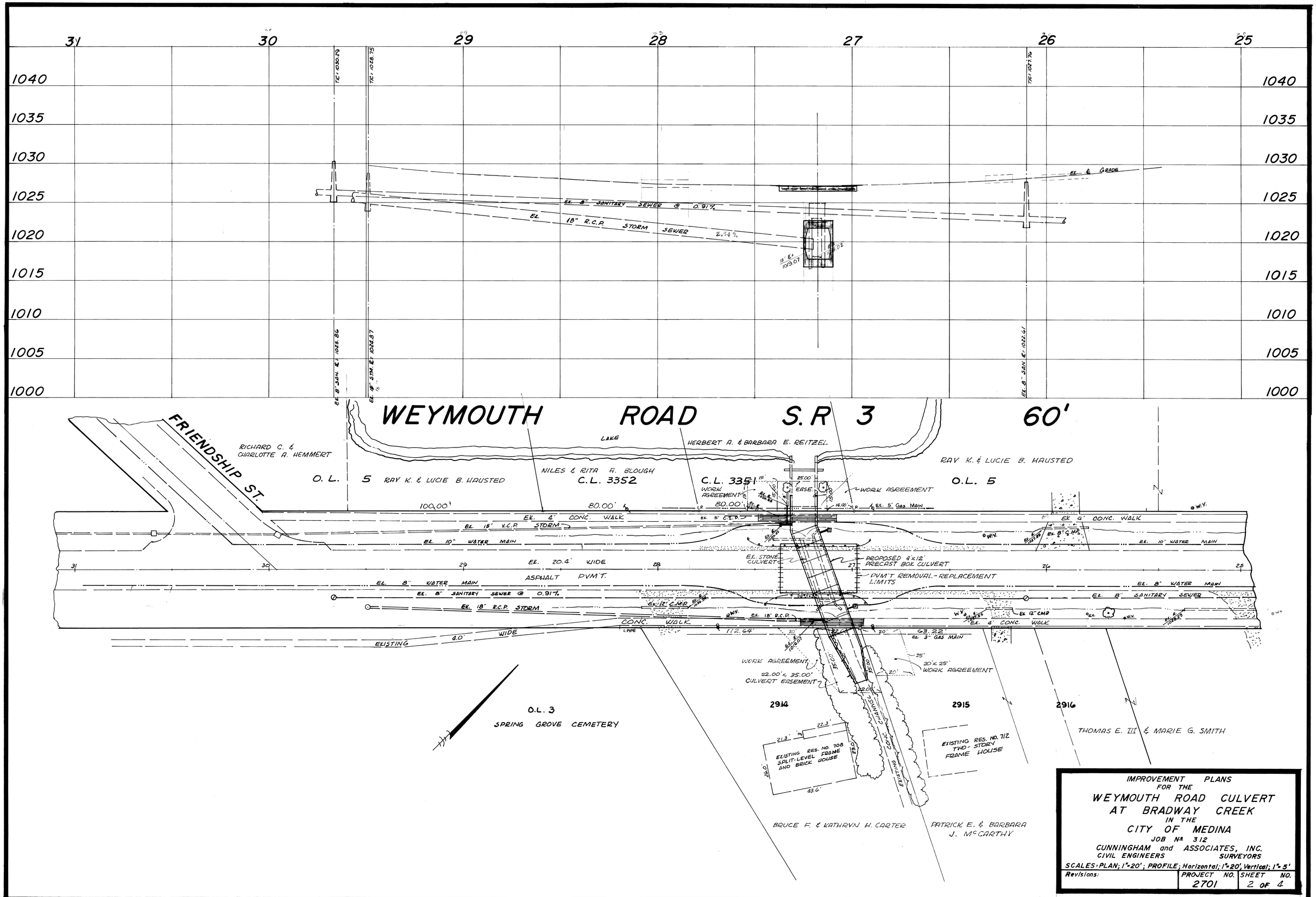

IMPROVEMENT PLANS
FOR THE
WEYMOUTH ROAD CULVERT AT BRADWAY CREEK
IN THE
CITY OF MEDINA

JOB № 312

CUNNINGHAM and ASSOCIATES, INC.
CIVIL ENGINEERS SURVEYORS

SCALES: PLAN; 1"=20'; PROFILE; Horizontal; 1"=20', Vertical; 1"=5'

Revisions:	PROJECT NO.	SHEET NO.
	2701	2 OF 4

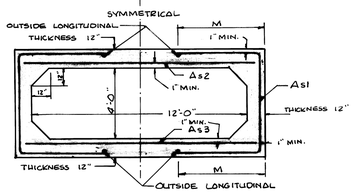

TYPICAL 4'x12' PRECAST BOX SECTION

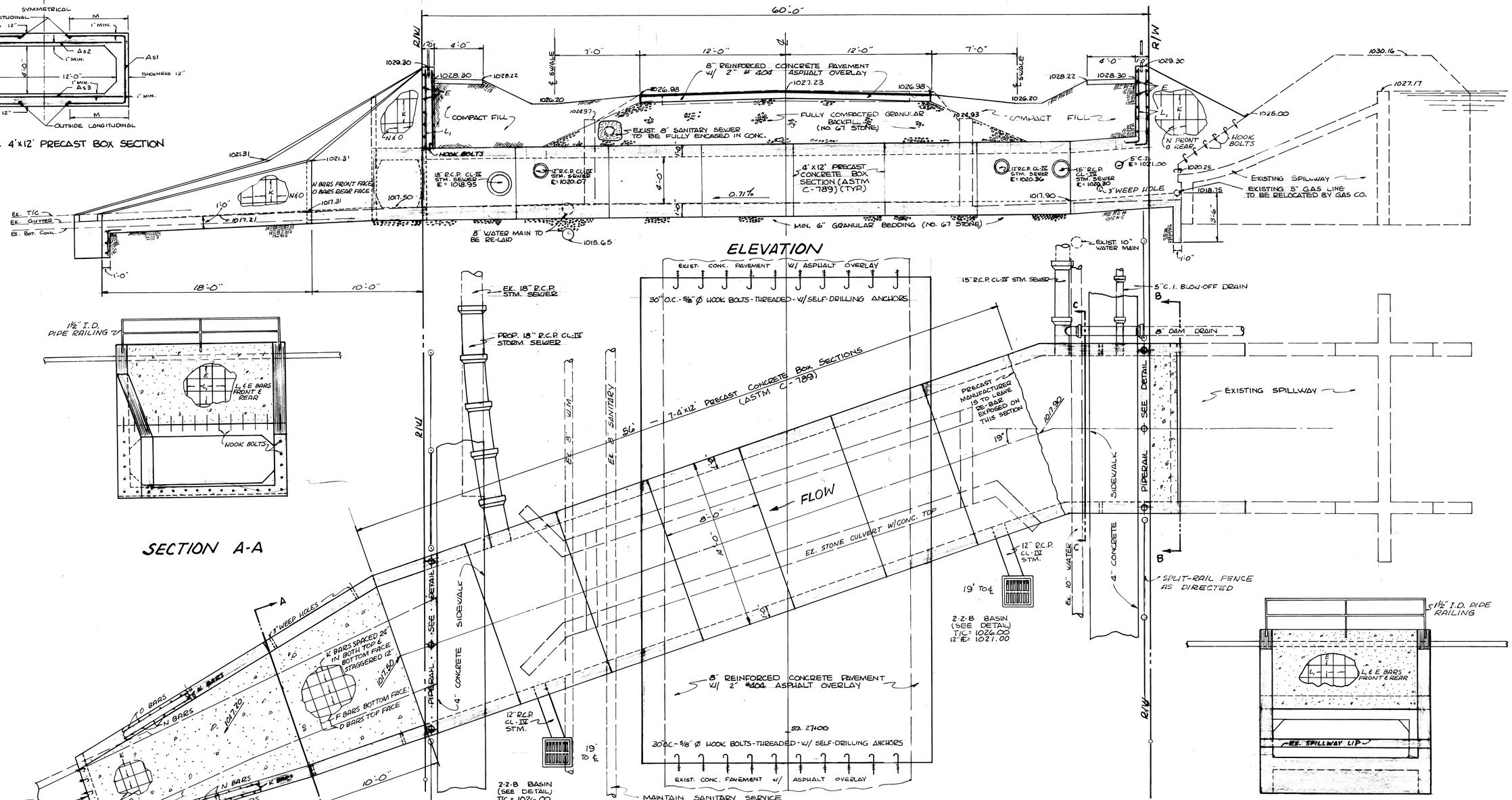

ELEVATION

SECTION A-A

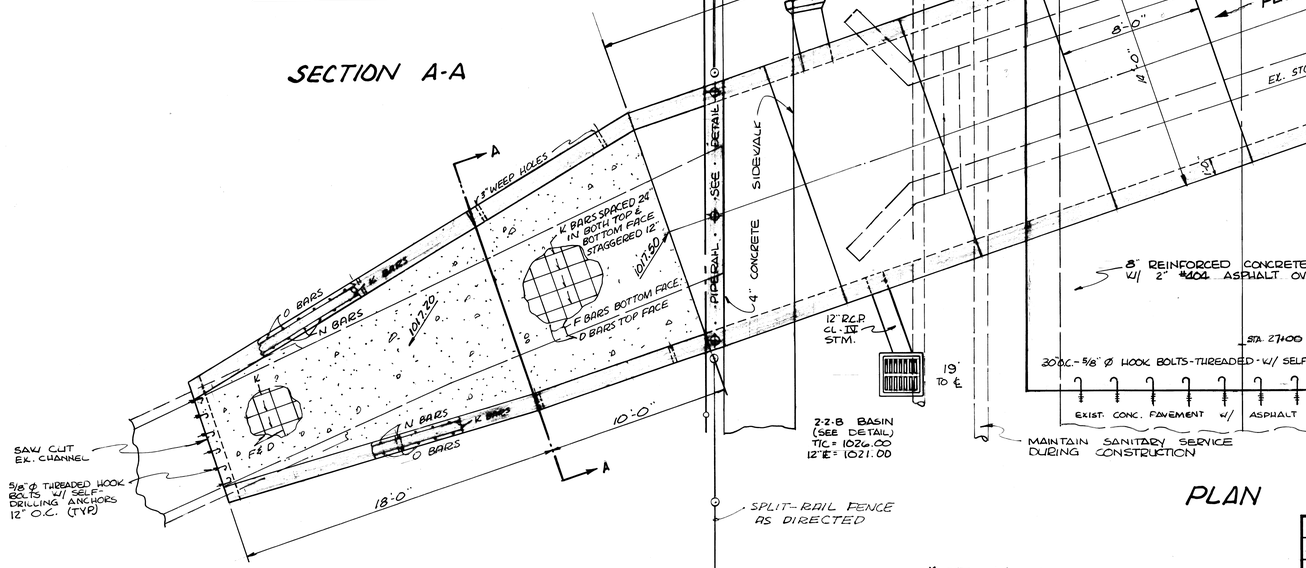

PLAN

SECTION B-B

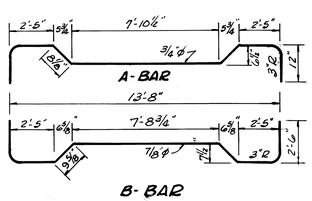

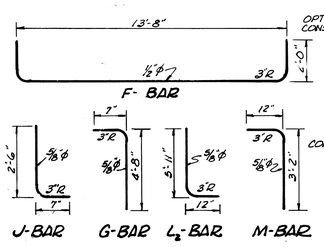

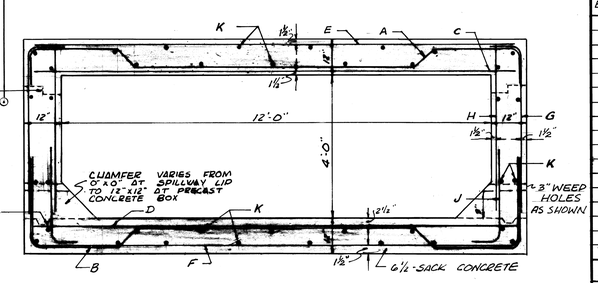

SECTION C-C
SCALE: ½" = 1'-0"

BAR SCHEDULE

BAR	NO.	SIZE	LENGTH	SPACED	Lin. Ft.	Wt./Ft.	Total Wt.	REMARKS
A	9	¾" Ø	15'-10"	12"	142.5'	1.502	214 lbs.	
B	39	⅞" Ø	12'-4"–19'-0"	12"	651'	2.044	1330.6 lbs.	
C	9	¾" Ø	13'-6"	12"	121.5'	1.502	182.5 lbs.	
D	39	⅞" Ø	6'-6"–13'-6"	12"	432'	2.044	883 lbs.	
E	9	½" Ø	13'-6"	12"	418.5	0.668	279.6 lbs.	
F	39	½" Ø	17'-6"	12"	592'	0.668	395.5 lbs.	
G	36	⅝" Ø	5'-2"	6"	186'	1.043	194 lbs.	
H	8	"	4'-8"	30"	37.4'	1.043	39 lbs.	
J	30	"	3'-0"	30"	90'	1.043	93.9 lbs.	
K	85	"	Varies	as shown	1110.1'	1.043	1158 lbs.	cut to fit
L_1	24	"	6'-3"	12"	150'	1.043	156.5 lbs.	
L_2	24	"	6'-10"	12"	164	1.043	171 lbs.	Bent
M	26	"	4'-1"	12"	106.2'	1.043	111 lbs.	
N	72	½" Ø	Varies	12"	295'	0.668	197 lbs.	cut to fit
O	72	⅝" Ø	Varies	12"	295'	1.043	307.7 lbs.	cut to fit
P	6	⅝" Ø	13'-6"	12"	81'	1.043	84.5 lbs.	
						TOTAL	5797.8 lbs.	

HOOK BOLTS & ANCHORS

NORTH END WALL	16 EACH
SOUTH END WALL	42 EACH
STREET PAVEMENT	20 EACH

IMPROVEMENT PLANS
FOR THE
WEYMOUTH ROAD CULVERT AT BRADWAY CREEK
IN THE
CITY OF MEDINA
JOB No. 312
CUNNINGHAM and ASSOCIATES, INC.
CIVIL ENGINEERS SURVEYORS

SCALES: PLAN; 1" = 4', PROFILE; Horizontal, 1" = 4', Vertical, 1" = 4'

Revisions:

PROJECT NO.	SHEET NO.
2701	3 OF 4

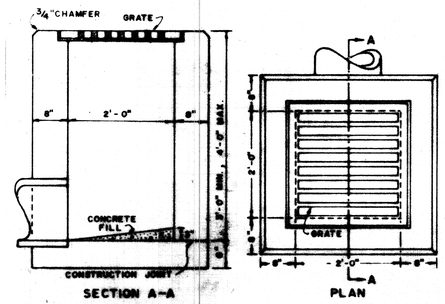

STANDARD NO. 2-2-B INLET BASIN

NOTES

INLET BASIN TO BE CONSTRUCTED IN ACCORDANCE WITH THE APPLICABLE SECTIONS OF O.D.O.T. ITEM NO. 604. CONSTRUCTION SHOWN HERE IS FOR CAST IN PLACE CLASS "C" CONCRETE. PRECAST BASINS ARE ACCEPTABLE.

GRATE SHALL BE NEENAH FOUNDRY NO. R-4999 OR EAST JORDAN IRON WORKS NO. 6730 OR EAST AKRON CASTING CO. NO. 343 OR APPROVED EQUAL. WEIGHT OF GRATE SHALL NOT BE LESS THAN 120 POUNDS.

GRATE TO BE PLACED AT AN ELEVATION 6 TO 12 INCHES BELOW NORMAL DITCH ELEVATION.

WHEN THE INLET BASIN IS PLACED IN A PAVED AREA OR A PROPOSED PAVED AREA, THE GRATE SHALL BE SET IN AN ANGLE FRAME. ANGLE FRAME SHALL BE NEENAH FOUNDRY NO. R-4999 OR EAST JORDAN IRON WORKS NO. 6750-2 OR EAST AKRON CASTING CO. NO. 376, OR APPROVED EQUAL.

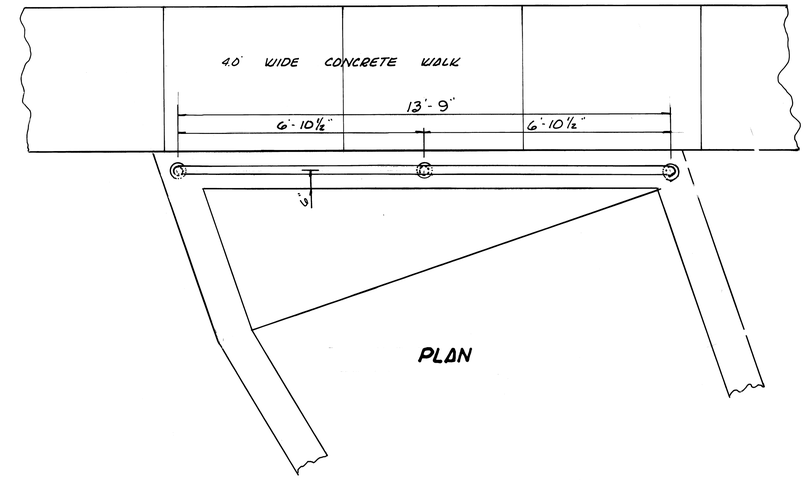

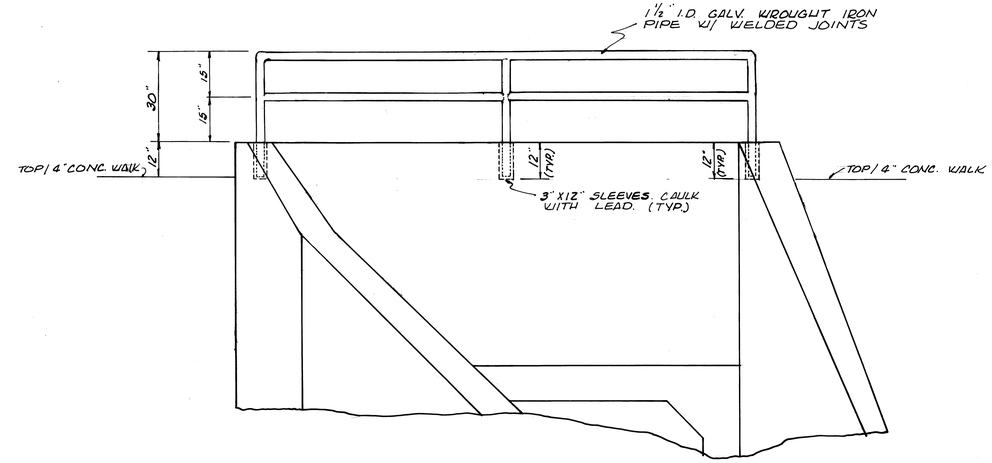

ELEVATION

PIPE RAIL DETAIL SCALE: 1"=2'-0"

IMPROVEMENT PLANS
FOR THE
WEYMOUTH ROAD CULVERT
AT BRADWAY CREEK
IN THE
CITY OF MEDINA
JOB No. 312
CUNNINGHAM and ASSOCIATES, INC.
CIVIL ENGINEERS SURVEYORS

SCALES: PLAN; 1"=20'; PROFILE; Horizontal; 1"=20', Vertical; 1"=5'

Revisions:	PROJECT NO.	SHEET NO.
	2701	4 OF 4