

State Job No. 478148

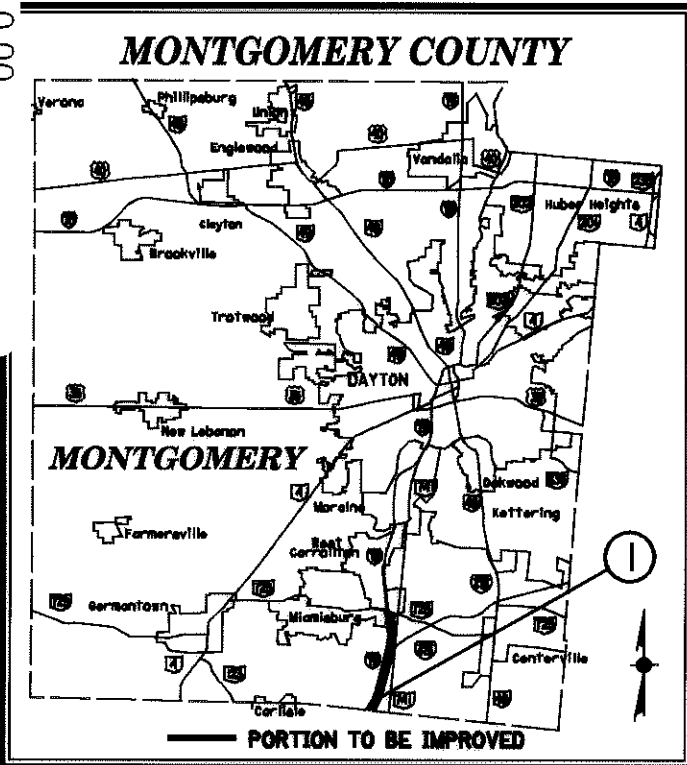
Project No.

PID No. 75955

FED. No. E035(970)

STATE OF OHIO
OHIO DEPARTMENT OF TRANSPORTATION
MOT-75-0.00

LOCATION MAP



MAINTENANCE
FOUR-LANE RESURFACING

Project Earth Disturbed Area = 0.0 Acres
Estimated Contractor Earth Disturbed Area = N/A
Notice of Intent Earth Disturbed Area = N/A

2002 SPECIFICATIONS

The Standard 2002 Specifications of the State of Ohio Department of Transportation, including changes and supplemental specifications listed in the plans and the proposal shall govern these improvements.

I hereby approve these plans and declare that the making of this improvement will not require the closing of the highway to traffic and that provisions for the maintenance and safety of traffic will be as set forth in the plans and estimates.

1-7-04 *William J. Harrison*
Date Approved District Deputy Director
2-2-04 *Gordon Porter*
Date Approved Director, Department of Transportation


PROJECT DESCRIPTION: The work proposed by this project consists of resurfacing the existing Interstate 75 roadway with Item 881, Microsurfacing with Warranty, Multiple Course, as set forth in these plans.

① MOT-75-0.00 (Warren/Montgomery County Line to State Route 725)

- 1 - Title Sheet
- 2 & 3 - Pavement Data
- 4 - Plan Sheet
- 5 - General Notes
- 6 & 7 - Maintenance of Traffic
- 8 - Raised Pavement Markers
- 9 - General Summary

UNDERGROUND UTILITIES
TWO WORKING DAYS
BEFORE YOU DIG
CALL 1-800-362-2764 (TOLL FREE)
OHIO UTILITIES PROTECTION SERVICE
NON-MEMBERS MUST BE CALLED DIRECTLY

ENGINEER'S SEAL



Signed *Paul Hunt Watten*
Date 1-7-04

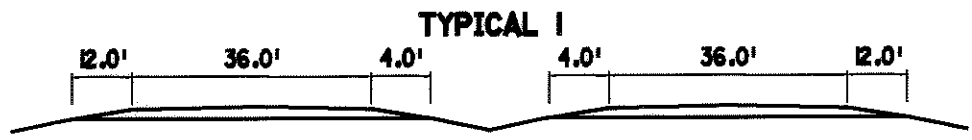
PLAN PREPARED BY:



STANDARD DRAWINGS				SUPPLEMENTAL SPECIFICATIONS	
BP-3.1	7-28-00	MT-98.15	4-19-02		
DM-4.3	7-19-02	MT-98.16	4-19-02	832	2-12-03
DM-4.4	7-19-02	MT-99.20M	1-30-95	833	2-12-03
MT-35.10	4-19-02				
MT-95.30	4-19-02	TC-65.10	10-19-01	881	10-18-02
MT-98.12	4-19-02	TC-65.11	10-19-01		
MT-98.13	4-19-02	TC-65.12	10-19-01		
MT-98.14	4-19-02	TC-71.10	4-19-02		

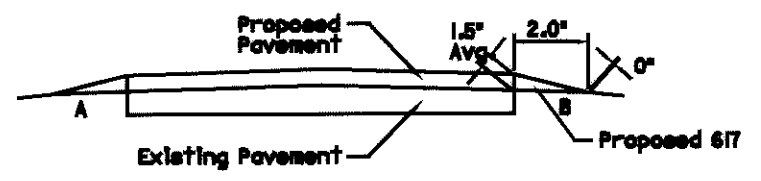
MOT - IR 75-0.00
040243 PID - 75955
Dist 7 4/7/2004

PLAN NO.



Work Summary: The work shall consist of constructing Item 881, Microsurfacing with Warranty, Multiple Course, with Rut Fill on Mainline Interstate 75 including the Ramps at Interstate 675 and State Route 725.

** See Item Special, Asphalt Rejuvenating Agent on Sheet 5 of 8.



TYPICAL - COMPACTED AGGREGATE

PAVEMENT DATA - MAINLINE

PART	ROUTE	LOG POINT TO LOG POINT SLM	LENGTH		PAVE- MENT WIDTH FEET	TYPICAL	PAVEMENT AREA SQ. YD.	PROPOSED PAVEMENT				617		ITEM SPECIAL	
			MILE	FEET				407	ASPHALT CONCRETE		COMPACTED AGGREGATE		ASPHALT REJUVENATING AGENT		
									TACK COAT 0.10 gal/ sq. yard GALLONS	881		THICK INCH	CUBIC YARD	SHOULDER WIDTH	SQUARE YARD
			THICK INCH	SQUARE YARD				THICK INCH	SQUARE YARD						
I	I-75	0.00 - 3.60 NB	3.60	19008	38.0	I					80256	1.5	352	16.0'	33792
		3.60 - 3.74 NB	0.14	739			(Control Section)								
		0.00 - 3.60 SB	(3.60)	19008	38.0	I					80256	1.5	352	16.0'	33792
		3.60 - 3.74 SB	(0.14)	739			(Control Section)								
Mainline Total - Part I			3.74	19747							160512		704	**	67584

CALCULATED BY
MONTGOMERY COUNTY
CHECKED BY
MOT-75-0.00

PAVEMENT DATA

PLAN NO. _____

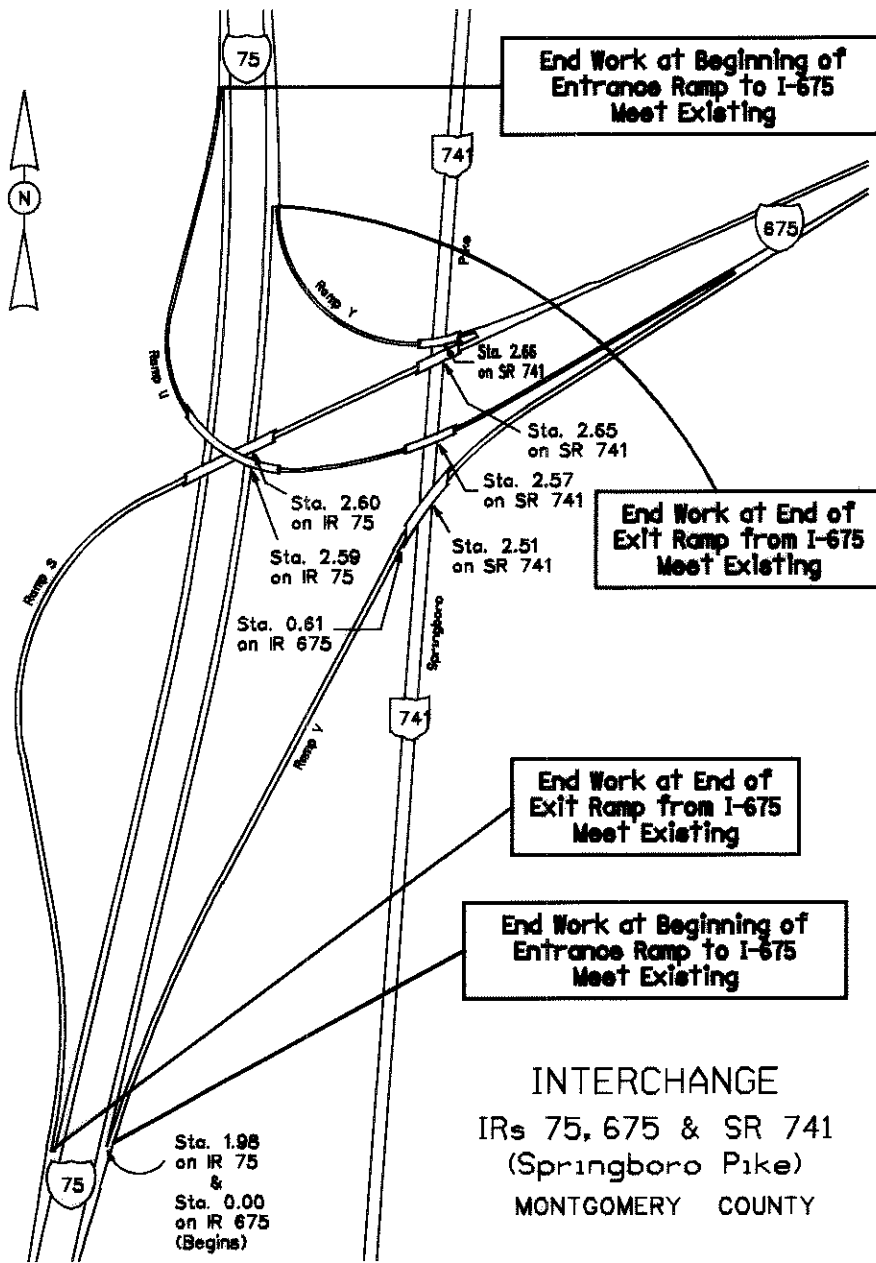
Note: Ramp Areas Include area between Mainline and Ramp.

PAVEMENT DATA - EXTRA AREAS

P A R T	ROUTE	LOCATION	LENGTH		AVG. PAVE- MENT WIDTH FEET	T Y P I C A L S Q. Y D.	PROPOSED PAVEMENT											
			MILE	FEET			PAVEMENT AREA SQ. YD.	407	ASPHALT CONCRETE						881			
								TACK COAT @0.10 gal/ sq. yard GALLONS	THICK INCH	SQUARE YARD					THICK INCH	SQUARE YARD		
I	I-75	Ramp S		1200	38.0	5067												
		Ramp S		875	22.0	2139												
		Ramp S		3025	12.0	4033												
		Ramp V		2000	12.0	2667												
		Ramp V		710	38.0	2998												
		Ramp U		500	12.0	667												
		Ramp U		285	24.0	760												
		Ramp Y		550	24.0	1467												
		Ramp Y		550	12.0	733												
		Ramp A		2475	27.0	7425												
		Ramp C		775	12.0	1033												
		Ramp C		920	26.0	2658												
		Extra Areas Total - Part I				31647												

CALCULATED BY
MONTGOMERY COUNTY
CHECKED BY
MOT-75-0.00

PAVEMENT DATA



CALCULATED BY
MONTGOMERY COUNTY
 MOT-75-0.00

PLAN SHEET

GENERAL NOTES

PLAN NO.

ITEM SPECIAL, ASPHALT REJUVENATING AGENT

The Asphalt Rejuvenating Agent shall be applied to the four foot (4.0') and ten foot (10.0') paved shoulders Northbound and Southbound.

The Asphalt Rejuvenating Agent shall be composed of a cationic emulsion of Gilsonite Ore, uniformly emulsified with water. The material shall have a satisfactory record of service as an asphalt rejuvenating agent and in-depth sealer; such satisfactory service being based on the capability of the material to increase the ductility and penetration value of the asphalt binder in the pavement surface and to seal the pavement in depth to the intrusion of air and water.

The Contractor shall furnish the manufacturer's certification that the material proposed for use is in compliance with the specification requirements and include copies of supporting tests and previous use documentation. The product "GSB-88", as manufactured by Asphalt Systems, Inc., of Salt Lake City, Utah or approved equal, is acceptable for these requirements.

The asphalt rejuvenating agent shall be applied by distributor at the temperature recommended by the manufacturer and at the pressure required for proper distribution. Before spreading, the asphalt rejuvenating agent shall be blended with water at the standard dilution ratio of 1:1. The combined mixture of asphalt rejuvenating agent and water shall be spread at the maximum rate of 0.12 gallon per square yard, as approved by the Engineer.

When application is made under traffic, a light coat of dry, gritty sand shall be applied to the surface in sufficient amount to protect the traveling public. No treated area should be considered completed until that area is determined by the Project Engineer to be safe for travel. No material shall be applied opposite the treated area until the treated area is deemed safe for travel.

Testing - Prior to application of the asphalt rejuvenating agent to the entire project, the Contractor shall apply test strips of said agent as specified above. The Contractor shall apply three (3) test strips on areas of pavement which are representative samples of the pavement to be treated as directed by the Engineer. The test strips shall be ten feet (10') in width and approximately fifty feet (50') in length. The application rate shall be 0.10 gallon per square yard; 0.12 gallon per square yard; and 0.15 gallon per square yard, respectively. The Engineer may vary the application rates as field conditions may require. No work shall be permitted until the Engineer and the Product Technical Representative have evaluated the test areas and determined the required rate of application for the project.

BASIS OF PAYMENT

The unit price for all work items shall include all labor, materials, sand, equipment, etc. necessary to complete the items as specified.

The accepted quantity for the construction seal with rejuvenating agent will be the number of square yards treated, as determined by the Engineer.

Part I Quantity - 67,584.0 square yards = 8110.0 gallons

Item Special - Asphalt Rejuvenating Agent	8110.0 gallons
Item Special - Testing	Lump

PAVEMENT MARKINGS

Existing Pavement Markings shall be documented to be replaced in kind. The width of the Edge Line and Lane Line shall be increased from four inches (4.0") to six inches (6.0").

Item 644 - Edge Line, As Per Plan	=	8.59 miles
Item 644 - Lane Line, As Per Plan	=	15.80 miles

TRAFFIC

Traffic shall be maintained at all times. The length of restricted traffic zones shall be kept to a minimum consistent with the specification requirements for protection of completed courses.

The use of paved berms to maintain traffic is prohibited. Should any existing or new berm areas become damaged or destroyed due to the Contractor's negligence or failure to provide adequate signs, barricades, cones, flagmen or other traffic control devices, the restoration of the berms will be at the Contractor's expense, unless otherwise approved by the Engineer.

NOTIFICATION

The Contractor shall notify the Ohio Department of Transportation District Seven Construction Engineer two (2) weeks prior to beginning any work. Phone: (937) 497-6848.

CALCULATED BY	MONTGOMERY COUNTY MOT-75-0.00
CHECKED BY	

GENERAL NOTES

MAINTENANCE OF TRAFFIC

PLAN NO.

In addition to the requirements as indicated in the 'Ohio Manual of Uniform Traffic Control for Streets and Highways', and pertinent items of the Construction and Materials Specifications, the following requirements shall apply.

Due to traffic congestion on this project, the Contractor shall be required to expedite his work to meet the time detour or lane closure time limitations as detailed in the plans. The Contractor shall meet these dates using whatever measures are necessary including, but not limited to, performing work by multiple crews, multiple shifts, overtime, etc.

Work can be performed simultaneously in the Northbound and Southbound lanes. One lane of directional traffic on I-75 will be permitted while the Contractor is actively working on or immediately adjacent to the pavement, and then only for minimum periods of time consistent with the actual requirements of the specific type of work being performed. It is intended that the roadway not be subjected to any work closures unless active work is being performed within or immediately adjacent to the closed lane. The roadway shall not be restricted to one lane directional traffic during periods of intermittent or irregular work, nor closed solely for the convenience of the Contractor. The Engineer shall make the final determination as to what constitutes active work and whether or not the actual work being performed warrants the lane closure. If the lane closure is not justified, the Engineer may order all or part of the closed lane re-opened to traffic until such time that this condition is corrected. The duration and length of all lane closures shall at all times be commensurate with the actual work being performed. Maximum lane closure shall be four (4.0) miles.

All construction work on I-75 shall be completed within forty-five (45) consecutive calendar days.

The Contractor shall submit, in detail, a schedule of operations and maintenance of traffic to the District Construction Engineer and receive written approval before work is started on the project.

Should the Contractor fail to meet any of these requirements or date set for final completion, the Contractor shall be subject to liquidated damages per Specification 108.07.

In lieu of the schedule of liquidated damages found in Section 108.07 of the Construction and Material Specifications, the Department shall assess five thousand dollars (\$5000) in liquidated damages for each calendar day beyond the number of allotted days that the specified work remains uncompleted.

It is the intention to perform the required work with the least inconvenience to and the maximum safety of the Contractor and the traveling public. Any variances from these Maintenance of Traffic Notes must be approved in advance in writing by the Director.

The Contractor shall arrange his operations to prevent any interference to the continuous flow of traffic. All vehicles, equipment, men and their activities are restricted at all times to one side of the pavement unless otherwise approved by the Engineer.

The use of berms to maintain traffic is prohibited. Should any berm areas become damaged or destroyed due to the Contractor's negligence or failure to provide adequate signs, barricades, cones, flagmen or other traffic control devices, the restoration of the berms will be at the Contractor's expense, unless otherwise approved by the Engineer.

During all hours when traffic is restricted to less than two (2) lanes in the same direction of flow, the Contractor shall employ at least one (1) qualified person to continuously patrol, twenty-four (24) hours a day, the restricted areas. The Contractor shall maintain all lights, barricades, signs, cones, drums, etc. in order to provide a safe facility for the traveling public. He shall have available all tools and materials necessary to perform this function at all times. This will be in addition to the required Law Enforcement Officers with Patrol Cars.

A minimum lane width of eleven linear feet (11.0') shall be provided at all times. A fourteen (14) day advance notice is required when the lane width is to be reduced to eleven linear feet (11.0').

Before work begins, the Contractor shall submit to the Engineer, names and telephone numbers of a person or persons who can be contacted twenty-four (24) hours a day by the Ohio Department of Transportation and all interested police agencies. This person or persons shall be responsible for placing or replacing necessary traffic control devices to maintain the traveled pavement safely.

The Contractor shall be required to provide, erect, maintain (in proper position, clean, legible and good working condition) and remove all lights, signs, barricades, cones and all other traffic control devices necessary for the maintenance of traffic, including pavement markings.

Special Duty Law Enforcement Officers shall be present when any lanes are closed. They shall also be present during the setup and takedown periods.

CALCULATED BY

MONTGOMERY COUNTY

CHECKED BY

MOT-75-0.00

MAINTENANCE OF TRAFFIC

6
9

MAINTENANCE OF TRAFFIC

PLAN NO.

The Contractor shall notify the Engineer forty-eight (48) hours in advance of any lane closures. Information regarding arrangements by the Contractor for Special Duty Law Enforcement Officer(s) may be obtained by contacting the Ohio Highway Patrol, 660 East Main Street, Columbus, Ohio. Telephone (614) 466-2660.

An estimated quantity has been provided in the General Summary to be used as directed by the Engineer.

Item Special, Law Enforcement Officer with Patrol Car 150 Hours

The Contractor shall furnish and install two (2) "Watch for Stopped Traffic" signs (0W-156) one thousand feet (1000') downstream from the "Road Construction Ahead" sign (0W-128). If traffic backups reach the "Watch for Stopped Traffic" signs, the Contractor shall install two (2) additional "Watch for Stopped Traffic" signs every two thousand feet (2000') upstream from the "Road Construction Ahead" signs. The necessity for these signs shall be constantly monitored by the Contractor.

The Contractor shall furnish and install two (2) "Road Construction Next 5 Miles" signs (0C-8) at each end of the project.

HOLIDAYS AND SPECIAL EVENTS

No work shall be performed and existing lanes shall be open to traffic during the following designated holidays or events:

Memorial Day, July 4th, Labor Day and Thanksgiving.

The period of time that the lanes are to be open depends on the day of the week on which the holiday or event falls. The following schedule shall be used to determine this period:

Day of the Week	Time All Lanes Must be Open to Traffic
Sunday	6:00 a.m. on Friday thru 8:00 p.m. on Monday
Monday	6:00 a.m. on Friday thru 8:00 p.m. on Tuesday
Tuesday	6:00 a.m. on Monday thru 8:00 p.m. on Wednesday
Wednesday	6:00 a.m. on Tuesday thru 8:00 p.m. on Thursday
Thursday	6:00 a.m. on Wednesday thru 8:00 p.m. on Monday
Friday	6:00 a.m. on Thursday thru 8:00 p.m. on Monday
Saturday	6:00 a.m. on Friday thru 8:00 p.m. on Monday

Should the Contractor fail to meet any of these requirements, the Contractor shall be assessed liquidated damages in accordance with 108.07 of the Construction and Material Specifications.

PAYMENT

Payment for all of the above are to be included in the lump sum bid for Item 614 - Maintaining Traffic with the following exceptions: Item 614 - Law Enforcement Officer with Patrol Car, and Item 614 - Work Zone Marking Sign (only those in addition to standard drawings).

NOTIFICATION

The Contractor shall notify the Ohio Department of Transportation, District Seven Construction Engineer two weeks prior to beginning any work. Phone (937) 497-6848.

NIGHT TIME WORK

All work shall be completed between the hours of 8:00 p.m. and 6:00 a.m.

ITEM 253 - PAVEMENT REPAIR, AS PER PLAN

This item of work shall consist of the removal of the existing pavement in areas of existing pavement failure.

The Engineer shall designate the locations and limits of the areas to be repaired. The repair areas shall be roughly rectangular in shape and sawed or milled to a neat line. The pavement shall be removed within the designated areas by methods which will not damage the adjacent pavement. The depth of removal, as directed by the Engineer, shall be sufficient to remove all deteriorated pavement (six inch (6.0") average for Item 253 - Pavement Repair).

The entire repair area shall be coated/tacked (702.13) prior to placing the Item 448, Asphalt Concrete, Type 2 for Item 253 - Pavement Repair, As Per Plan. The asphalt shall be placed and compacted to finish flush with the adjacent existing pavement surface prior to placing the proposed asphalt concrete overlay. Compaction shall be achieved by mechanical methods to the satisfaction of the Engineer.

Payment shall include all labor, equipment and materials necessary to complete the pavement repair. An estimated quantity is provided in the General Summary to be used as directed by the Engineer. Payment will be made at the unit price bid per square yard of Item 253 - Pavement Repair, As Per Plan.

Item 253 - Pavement Repair, As Per Plan 250.0 square yards

CALCULATED BY
MONTGOMERY COUNTY
CHECKED BY
MOT-75-0.00

MAINTENANCE OF TRAFFIC

7
9

GENERAL SUMMARY

PLAN NO.

PART 1	PART 2	ITEM	ITEM EXTENSION	GRAND TOTAL	UNIT	DESCRIPTION
800		202	54100	800	EACH	Raised Pavement Marker Removed for Storage
250		253	01001	250	SQ. YD.	Pavement Repair, As Per Plan
150		614	11100	150	HOURS	Law Enforcement Officer with Patrol Car
12		614	12460	12	EACH	Work Zone Marking Sign
29.9		614	20000	29.9	MILE	Work Zone Lane Line, Class I
802		621	00200	802	EACH	RPM, Installation Only
8.59		644	00101	8.59	MILE	Edge Line, As Per Plan
15.80		644	00201	15.80	MILE	Lane Line, As Per Plan
4112		644	00400	4112	FT.	Channelizing Line
38		644	00500	38	FT.	Stop Line
1245		644	00700	1245	FT.	Transverse Line
6		644	01300	6	EACH	Lane Arrow
3		644	01410	3	EACH	Word on Pavement, 96 Inch
8110		SPECIAL	690 12150	8110	GALLON	Asphalt Rejuvenating Agent
LUMP		690	12160	LUMP		Testing
192159		881	20000	192159	SQ. YD.	Microsurfacing with Warranty, Multiple Course
LUMP		614	11000	LUMP		Maintaining Traffic
LUMP		624	10000	LUMP		Mobilization

CALCULATED BY: **MONTGOMERY COUNTY**
 CHECKED BY: **MOT-75-0.00**

GENERAL SUMMARY