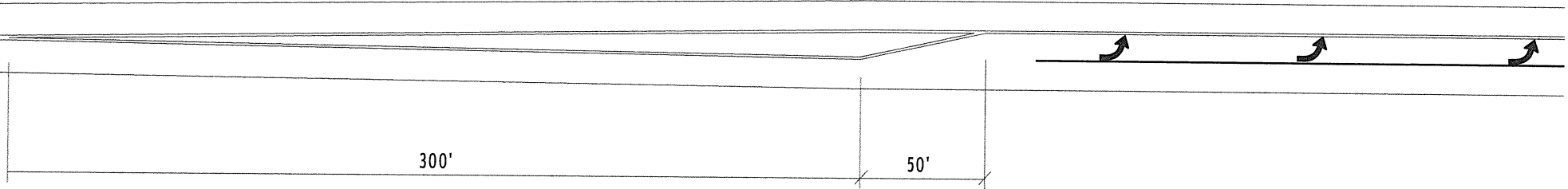




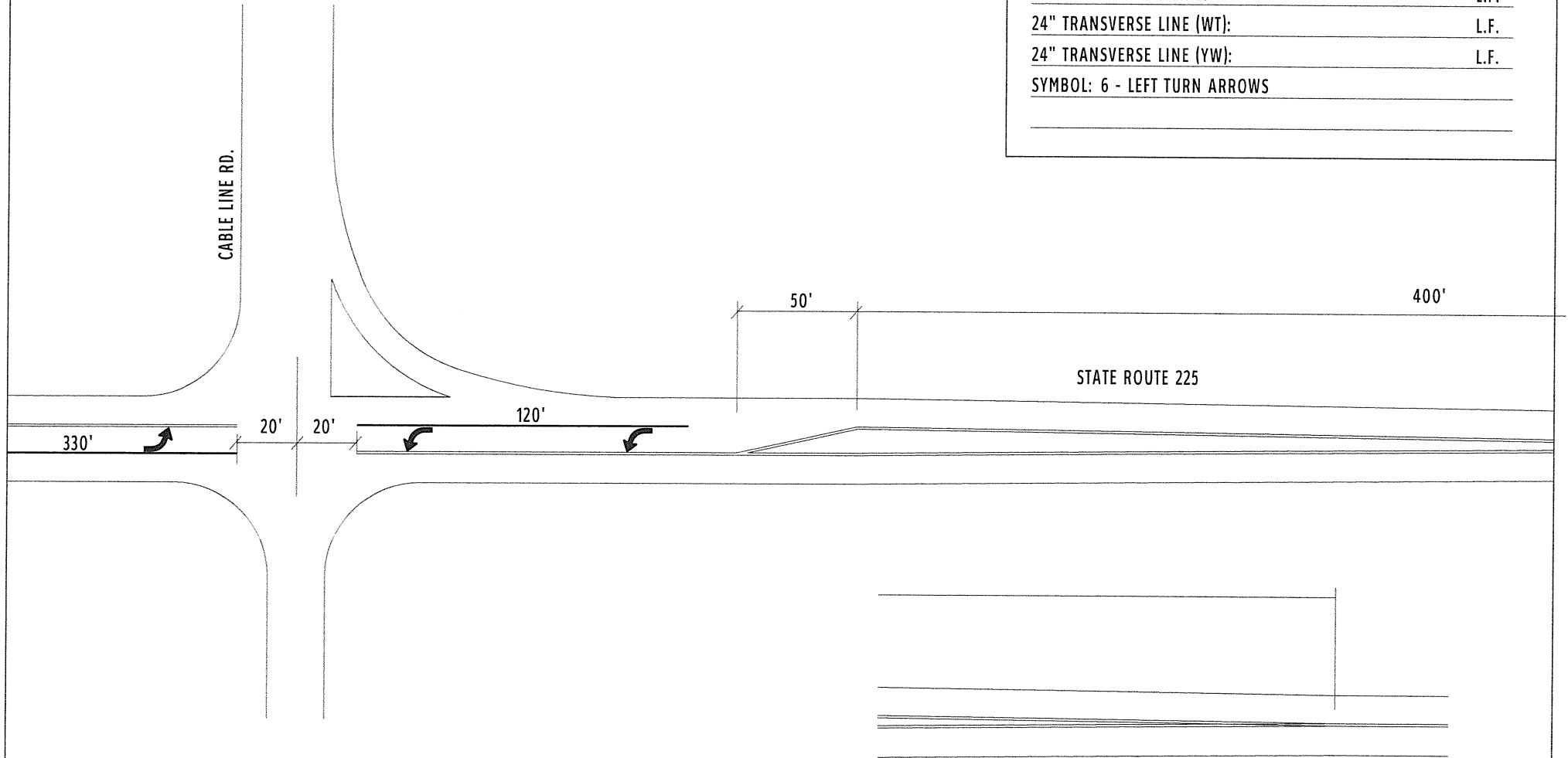
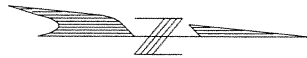
COUNTY:	PORTAGE
LOCATION:	S.R 225 @ CABLE LINE RD.
S.L.M.:	12.651
24" STOP LINE:	L.F.
12" CROSSWALK LINE:	L.F.
DOTTED LINE:	L.F.
8" CHANNELIZING LINE:	L.F.
12" CHANNELIZING LINE:	L.F.
24" TRANSVERSE LINE (WT):	L.F.
24" TRANSVERSE LINE (YW):	L.F.
SYMBOL:	

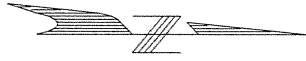
\*SEE PAGE 2 FOR QUANTITIES

STATE ROUTE 225



COUNTY:	PORTAGE
LOCATION:	S.R. 225 @ CABLE LINE RD.
S.L.M.:	12.651
24" STOP LINE:	L.F.
12" CROSSWALK LINE:	L.F.
DOTTED LINE:	L.F.
8" CHANNELIZING LINE:	450 L.F.
12" CHANNELIZING LINE:	L.F.
24" TRANSVERSE LINE (WT):	L.F.
24" TRANSVERSE LINE (YW):	L.F.
SYMBOL: 6 - LEFT TURN ARROWS	





COUNTY:	PORTAGE	
LOCATION:	S.R. 225 @ S.R. 5	
S.L.M.:	15.758	
24" STOP LINE:	67	L.F.
12" CROSSWALK LINE:		L.F.
DOTTED LINE:		L.F.
8" CHANNELIZING LINE:		L.F.
12" CHANNELIZING LINE:		L.F.
24" TRANSVERSE LINE (WT):		L.F.
24" TRANSVERSE LINE (YW):		L.F.
SYMBOL: 2 - RXR SYMBOLS		

