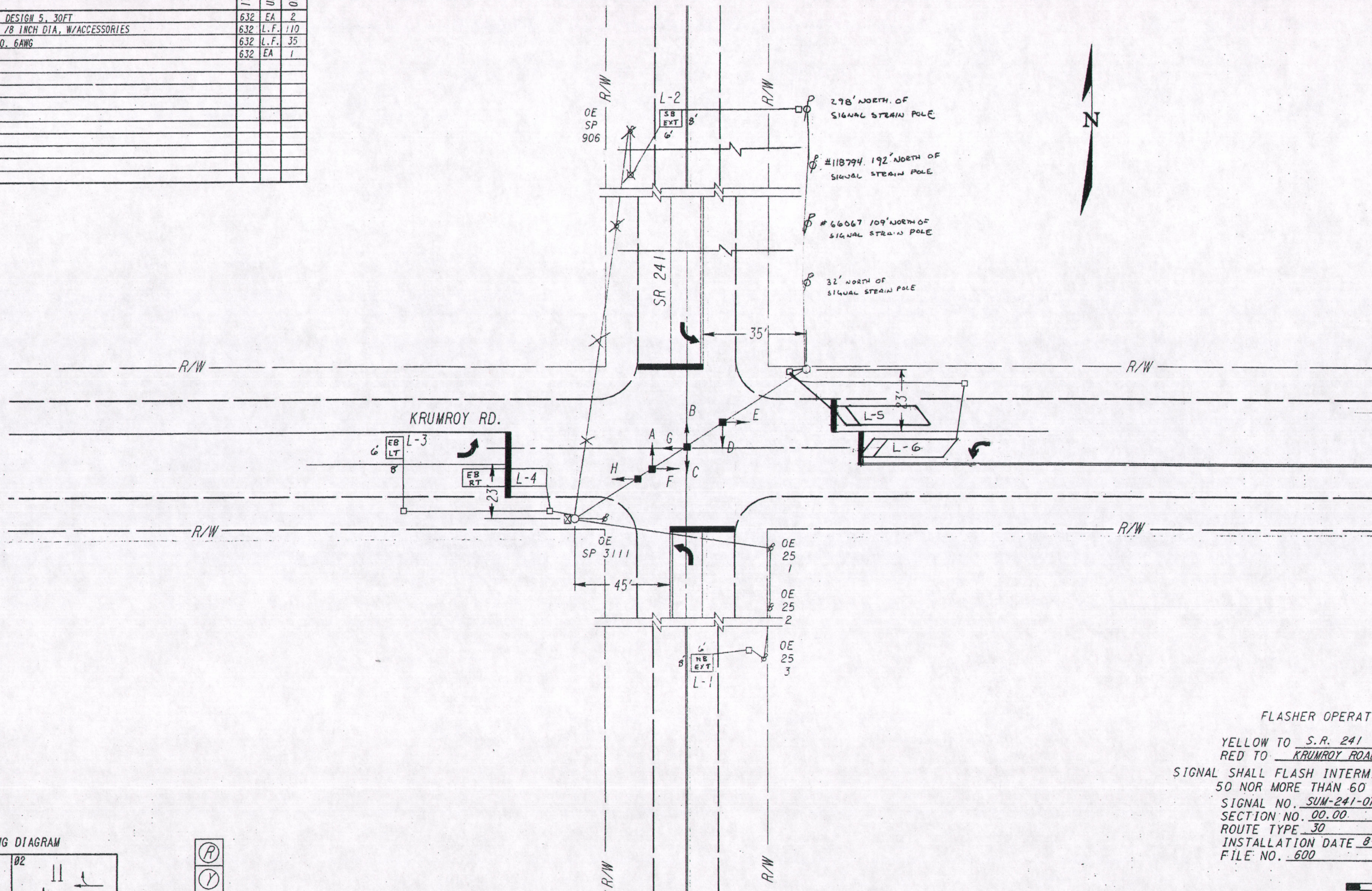
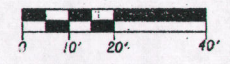


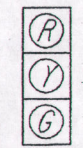
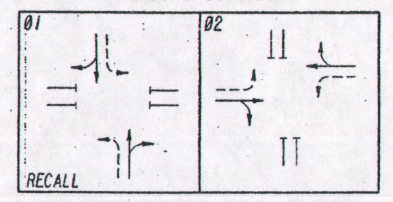
ITEM DESCRIPTION	ITEM #	UNIT	QTY
STRAIN POLE, TYPE TC-81.10, DESIGN 5, 30FT	632	EA	2
MESSENGER WIRE, 7-STRAND, 3/8 INCH DIA, W/ACCESSORIES	632	L.F.	110
POWER CABLE, 3-CONDUCTOR, NO. 6AWG	632	L.F.	35
2-PHASE HOUSING	632	EA	1



FLASHER OPERATION
 YELLOW TO S.R. 241
 RED TO KRUMROY ROAD
 SIGNAL SHALL FLASH INTERMITTENTLY NOT LESS THAN
 50 NOR MORE THAN 60 TIMES PER MINUTE
 SIGNAL NO. SUM-241-07.495
 SECTION NO. 00.00
 ROUTE TYPE 30
 INSTALLATION DATE 8-5-59
 FILE NO. 600



PHASING DIAGRAM



ALL 12" LENSES

VEHICLE LOOP DETECTOR							
LOOP #	LOCATION	SIZE	TYPE	# TURNS	DELAY	DELAY INHIBITED BY	DESCRIPTION
L-1	275' FROM STOP LINE	6' X 8'	PRESENCE	3			NB EXT
L-2	291' FROM STOP LINE	6' X 8'	PRESENCE	3			SB EXT
L-3	70' FROM EDGE LINE	6' X 8'	PRESENCE	3			EB LEFT
L-4	10' FROM EDGE LINE	6' X 30'	PRESENCE	2	15 SEC	Ø 2 GRN	EB THRU
L-5	35' FROM EDGE LINE	PWRHD	PRESENCE	3+3	15 SEC	Ø 2 GRN	WB THRU
L-6	45' FROM EDGE LINE	PWRHD	PRESENCE	3+3			WB LEFT

DATE	REVISIONS	DATE INSTALLED
	RE-BUILT BY PROJ. 72(95)	12-16-96
	LED LAMPS INSTALLED	8-29-08
	POWERHEAD LOOPS L-5, L-6	5-2016

BUREAU OF TRAFFIC
OHIO DEPARTMENT OF TRANSPORTATION

SR 241 @ KRUMROY ROAD

DISTRICT 4 COUNTY SUM 1" = 20'

APPROVED _____ DATE _____	DRAWN _____	REVIEWED _____
APPROVED _____ DATE _____	J-19-94	
APPROVED _____ DATE _____	REDRAWN _____	
APPROVED _____ DATE _____	TJF	8-20-97