

Office Copy

STATE OF OHIO
DEPARTMENT OF HIGHWAYS

SF 82

CUYAHOGA & SUMMIT
S.H. 36 SEC. "K"
GRADE SEPARATION

The Standard Specifications of the State of Ohio, Department of Highways, in force on date of contract will govern this improvement.

The maintenance of railroad traffic during construction of this project is of first importance.

The contractor is required to co-operate with local officials of the railroad company in order to insure the completion of this work without causing interference, obstruction, or delay to railroad traffic. If such interference, obstruction, or delay occurs by reason of the acts of the contractor or his failure to comply with specifications, he shall be liable to the railroad company for the results of his acts or failure to comply with specifications.

The contractor shall provide and maintain a minimum lateral clearance of 2'-0" from the center line of each track, and a minimum vertical clearance of 22'-0" measured from the top of rail of each track, except upon written permission of the Baltimore & Ohio Railroad Company. Railroad roadbed and tracks adjacent to any excavation shall be supported sufficiently to insure safe railroad operation.

The contractor shall so conduct his operations that the existing highway shall be open to traffic at all times during the construction of this improvement.

HIGH-LEVEL BRIDGE
OVER
CUYAHOGA RIVER VALLEY
GRADE SEPARATION WITH B.&O. RR. AT BRECKSVILLE
ON
TWINSBURG - ELYRIA ROAD
S.H. 36 SEC. "K" PET. N^o 6385

CUYAHOGA COUNTY SUMMIT COUNTY
BRECKSVILLE CORPORATION NORTHFIELD CORPORATION

19 30

I HEREBY APPROVE THESE PLANS AND DECLARE THE MAKING OF THIS IMPROVEMENT WILL NOT REQUIRE THE CLOSING TO TRAFFIC OF THE HIGHWAY.

APPROVED *Fred R. Williams*
DATE 2/28/30 RESIDENT DISTRICT DEPUTY DIRECTOR DIVISION 1

APPROVED *Daniel Davis*
DATE 6/27/30 RESIDENT DIVISION DEPUTY DIRECTOR DIVISION 3

APPROVED *J. G. Lewis*
DATE 6-30-30 RESIDENT DISTRICT DEPUTY DIRECTOR DIVISION 4

APPROVED *J. L. Leggett*
DATE 8/30/1930 RESIDENT DIVISION DEPUTY DIRECTOR DIVISION 4

APPROVED *J. P. Buckley*
DATE 6-24-30 DEPUTY DIRECTOR & CHIEF ENGINEER OF BRIDGES

APPROVED _____
DATE _____ DEPUTY DIRECTOR & CHIEF ENGINEER OF CONSTRUCTION

APPROVED _____
DATE _____ DEPUTY DIRECTOR & CHIEF ENGINEER OF MAINTENANCE

APPROVED *Wm. L. ...*
DATE 7-1-30 FIRST ASST. DIRECTOR & CHIEF ENGINEER

APPROVED _____
DATE 7-1-30 DIRECTOR OF HIGHWAYS

RECOMMENDED FOR APPROVAL _____
DATE _____ DISTRICT ENGINEER BUREAU OF PUBLIC ROADS

RECOMMENDED FOR APPROVAL _____
DATE _____ CHIEF ENGINEER BUREAU OF PUBLIC ROADS

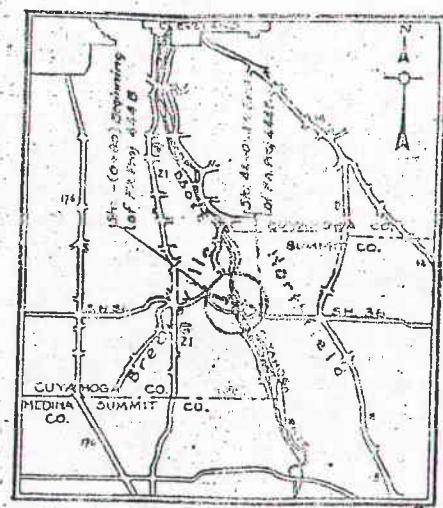
APPROVED _____
DATE _____ CHIEF OF BUREAU

WE, THE COMMISSIONERS OF CUYAHOGA COUNTY HEREBY APPROVE THESE PLANS AND CERTIFY THAT THE RIGHT-OF-WAY IS AVAILABLE FOR THE CONSTRUCTION, MAINTENANCE AND REPAIR OF THE ABOVE HIGHWAY.

WE, THE COMMISSIONERS OF SUMMIT COUNTY HEREBY APPROVE THESE PLANS AND CERTIFY THAT THE RIGHT-OF-WAY IS AVAILABLE FOR THE CONSTRUCTION, MAINTENANCE AND REPAIR OF THE ABOVE HIGHWAY.

[Signature]
DATE 4/28/30 COUNTY COMMISSIONERS

[Signature]
DATE 6-30-30 COUNTY COMMISSIONERS




LOCATION PLAN

INDEX OF DRAWINGS

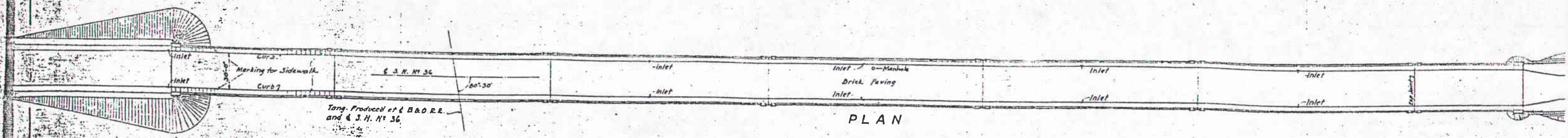
TITLE	PAGE
GENERAL ELEVATION PLAN	2
ELEVATION OF WEST APPROACH	3
ELEVATION OF ARCH SPANS	4
ELEVATION OF EAST APPROACH	5
PIERS & UMBRELLAS	6
ARCH RIBS	7
COLUMNS OVER ARCHES	8
APPROACH COLUMNS	9
COLUMN FOOTINGS	10
EAST & WEST ARCH ABUTMENT	11
DECK DETAILS	12
MIDDLE PANEL OF CENTER SPAN	13
WEST END ABUTMENT	14
EAST END ABUTMENT	15
DRAINAGE & RETAINING WALL	16
RAILING & LIGHTING	17
REINFORCING BAR LISTS	18
BENDING DIAGRAMS	19
NOTES & QUANTITIES FOR BRIDGE	20
TYPICAL SECTIONS OF APPROACHES	21
HIGHWAY PROFILE AND ALIGNMENT	22-23
SPECIAL DETAILS OF PAVEMENT	24
CROSS-SECTIONS OF APPROACHES	25-29
CURVE DATA	30
CULVERT PLANS	31-32
MANHOLE, CATCH BASINS, PIPE ENCASUREMENT, AND MONUMENT BOX DETAILS	33
SUMMARY OF APPROXIMATE QUANTITIES	34

APPROVED FOR BALTIMORE & OHIO RAILROAD
By _____
DATE _____ CHIEF ENGINEER

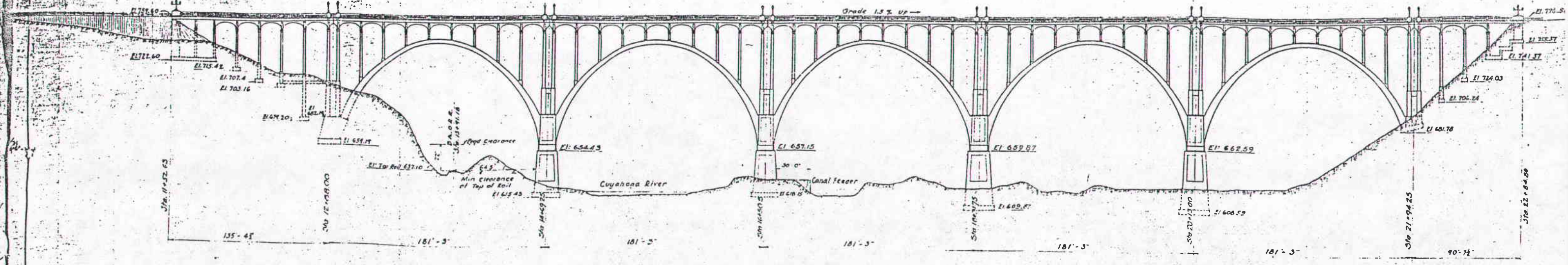
BRIDGE # 114
CHIPREWA RD. (S.R. 82) OVER CUYAHOGA RIVER



TOPOGRAPHIC SKETCH



PLAN



SOUTH ELEVATION
 Scale: 1"=40'-0"

GENERAL ELEVATION &	
GRADE SEPARATION	
S.H. 36 AND B.&O.R.	
JUNE, 1930 BUREAU OF	
DESIGNED BY	TRACED BY
CHAS. H. HARRIS	W. H. HARRIS