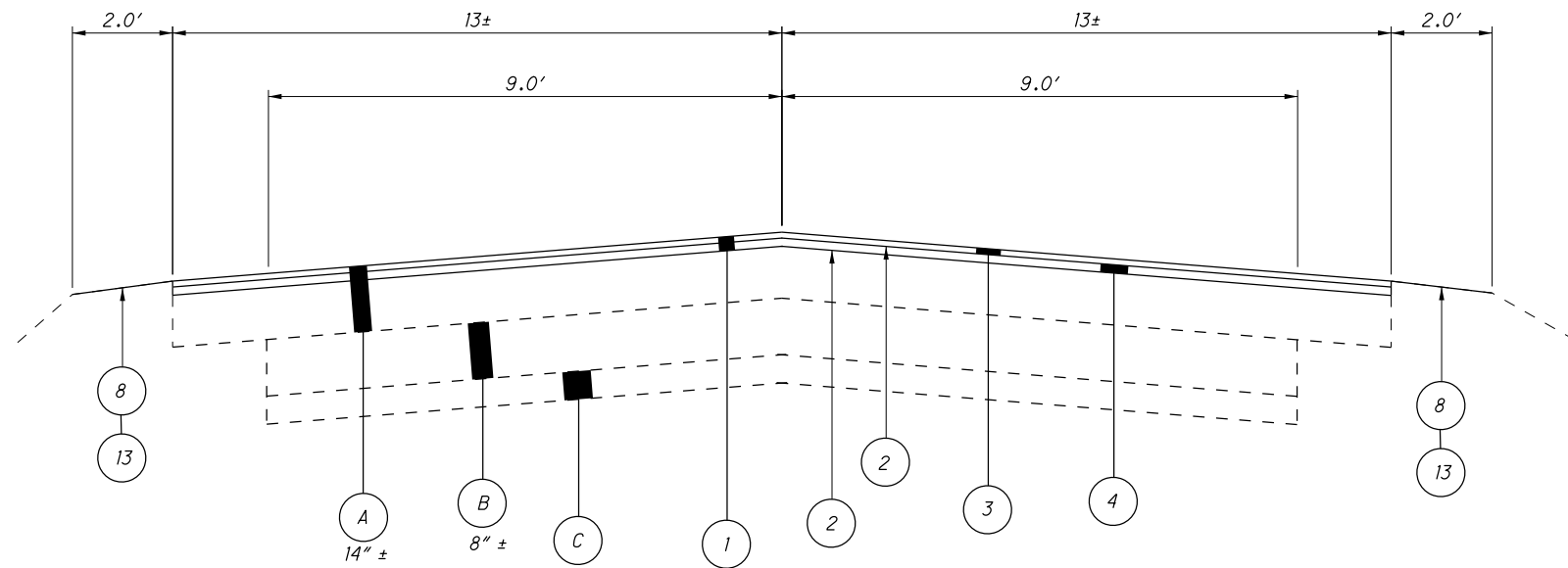


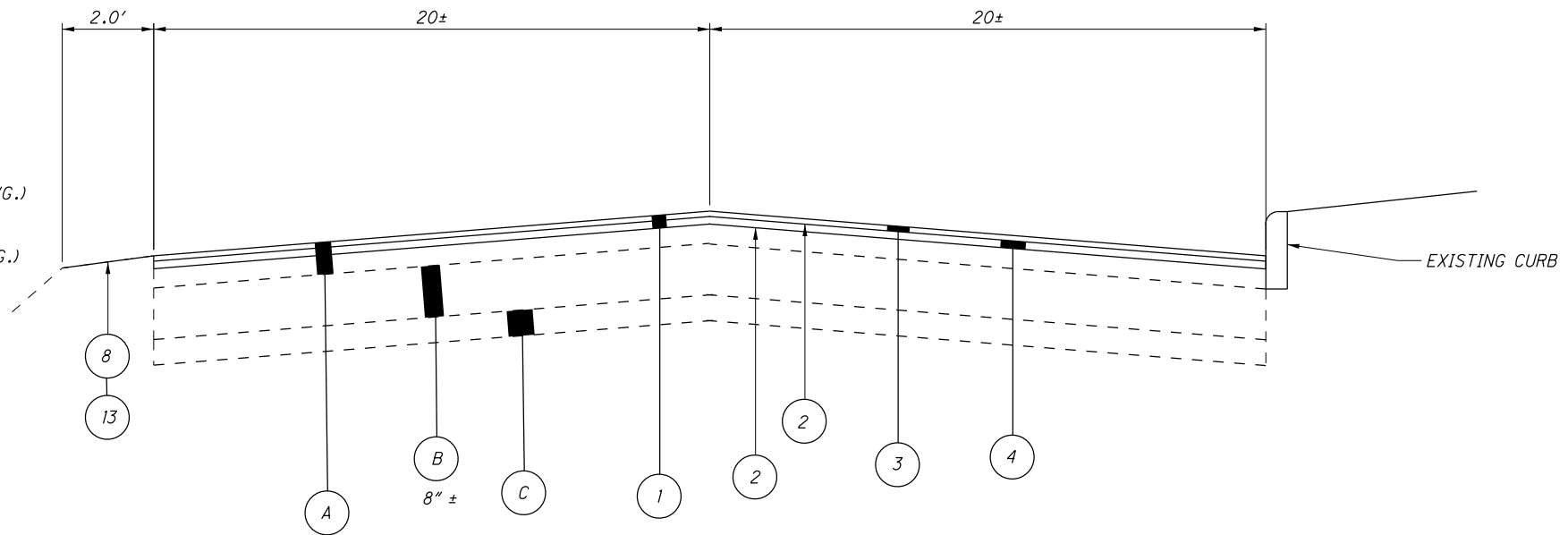
I:\ProjectData\00603\Design\Roadway\Sheets\00603\_GY001.dgn Sheet 16-JUN-2020 10:17PM akemp

- PROPOSED LEGEND**
- 1 ITEM 254 - PAVEMENT PLANING, ASPHALT CONCRETE (3")
  - 2 ITEM 407 - TACK COAT
  - 3 ITEM 441 - 1-1/4" ASPHALT CONCRETE SURFACE COURSE, TYPE 1, (446) AS PER PLAN (PG 70-22M)
  - 4 ITEM 441 - 1-3/4" ASPHALT CONCRETE INTERMEDIATE COURSE, TYPE 2, (446)
  - 5 ITEM 301 - ASPHALT CONCRETE BASE
  - 6 ITEM 304 - AGGREGATE BASE
  - 7 ITEM 320 - RUBBLIZE AND ROLL
  - 8 ITEM 617 - COMPACTED AGGREGATE
  - 9 ITEM 254 - PAVEMENT PLANING, ASPHALT CONCRETE (10"AVG.)
  - 10 ITEM 254 - PAVEMENT PLANING, ASPHALT CONCRETE (7"AVG.)
  - 11 ITEM 605 - AGGREGATE DRAINS
  - 12 ITEM 203 - EXCAVATION/EMBANKMENT
  - 13 ITEM 408 - PRIME COAT

- EXISTING LEGEND**
- A EXISTING ASPHALT
  - B REINFORCED CONCRETE
  - C 6" ± AGGREGATE BASE



S.R. 800  
SLM 22.74 TO SLM 26.95



S.R. 800  
SLM 30.48 TO SLM 31.71

TYPICAL SECTIONS

CTY - RTE - SECTION



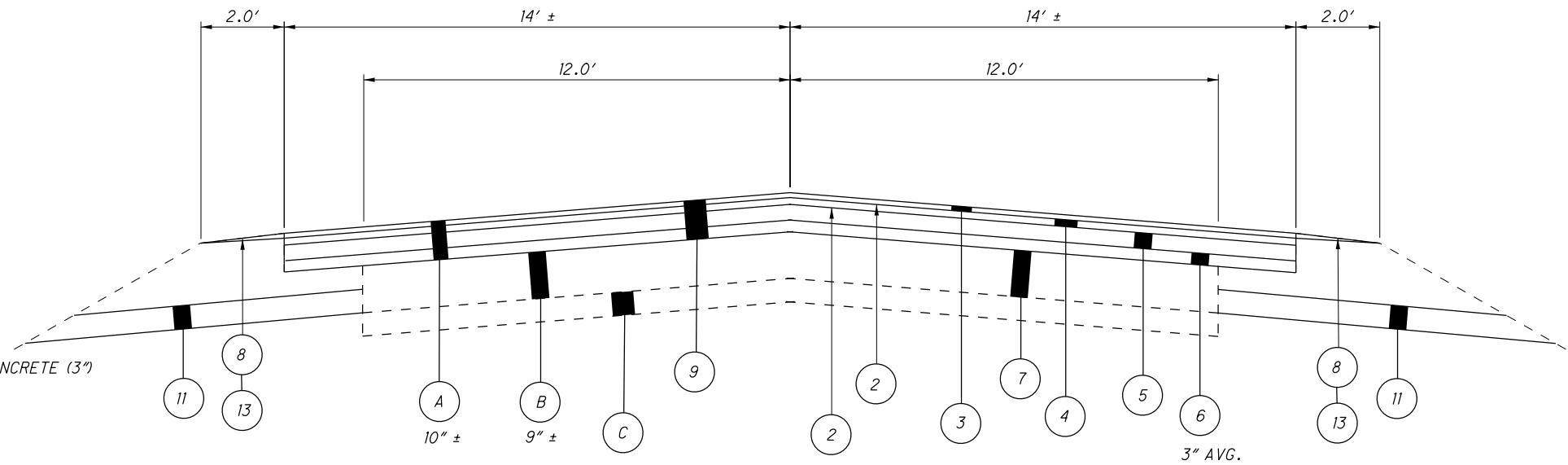
I:\ProjectData\00603\Design\Roadway\Sheets\00603\_GY002.dgn Sheet 16-JUN-2020 1:06PM akemp

**PROPOSED LEGEND**

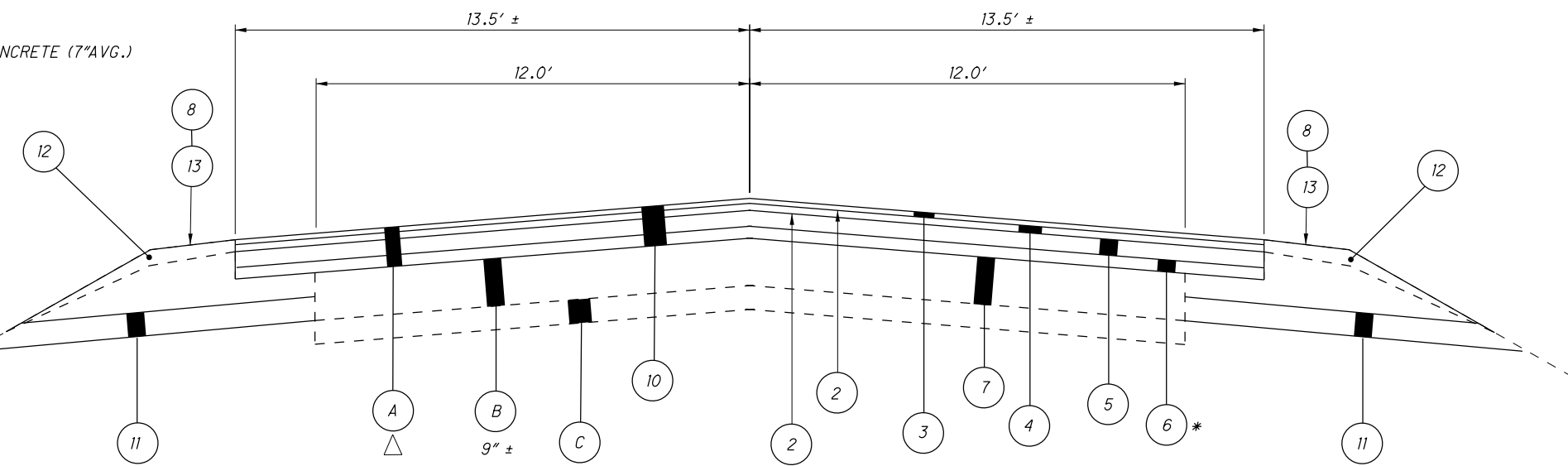
- 1 ITEM 254 - PAVEMENT PLANING, ASPHALT CONCRETE (3")
- 2 ITEM 407 - TACK COAT
- 3 ITEM 441 - 1-1/4" ASPHALT CONCRETE SURFACE COURSE, TYPE 1, (446) AS PER PLAN (PG 70-22M)
- 4 ITEM 441 - 1-3/4" ASPHALT CONCRETE INTERMEDIATE COURSE, TYPE 2, (446)
- 5 ITEM 301 - ASPHALT CONCRETE BASE
- 6 ITEM 304 - AGGREGATE BASE
- 7 ITEM 320 - RUBBLIZE AND ROLL
- 8 ITEM 617 - COMPACTED AGGREGATE
- 9 ITEM 254 - PAVEMENT PLANING, ASPHALT CONCRETE (10"AVG.)
- 10 ITEM 254 - PAVEMENT PLANING, ASPHALT CONCRETE (7"AVG.)
- 11 ITEM 605 - AGGREGATE DRAINS
- 12 ITEM 203 - EXCAVATION/EMBANKMENT
- 13 ITEM 408 - PRIME COAT

**EXISTING LEGEND**

- A EXISTING ASPHALT
- B REINFORCED CONCRETE
- C 6" ± AGGREGATE BASE



S.R. 800  
SLM 26.95 TO SLM 30.48  
S.R. 212  
SLM 9.03 TO SLM 9.43



S.R. 800  
SLM 31.71 TO SLM 34.91

△ = VARIES 3.5" TO 9.25"  
SEE SOIL BORING LOGS FOR DETAILS.

\* USE A MINIMAL AMOUNT OF 304 AGGREGATE BASE ONLY AS NEEDED TO PROVIDE A SMOOTH PROFILE

TYPICAL SECTIONS

CTY - RTE - SECTION

0  
0