




WASHINGTON COUNTY
 WAS-76-12.42



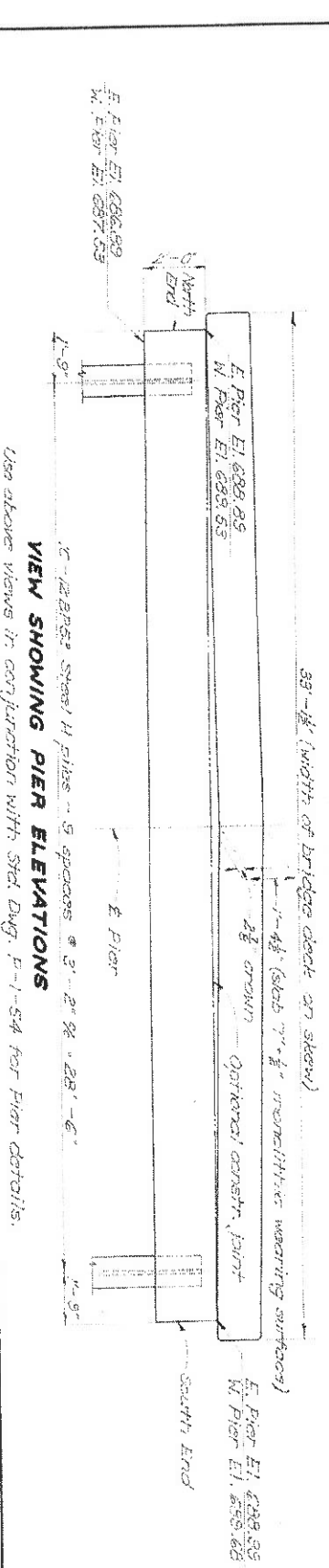
ABUTMENT PLAN



VIEW SHOWING ABUTMENT ELEVATIONS



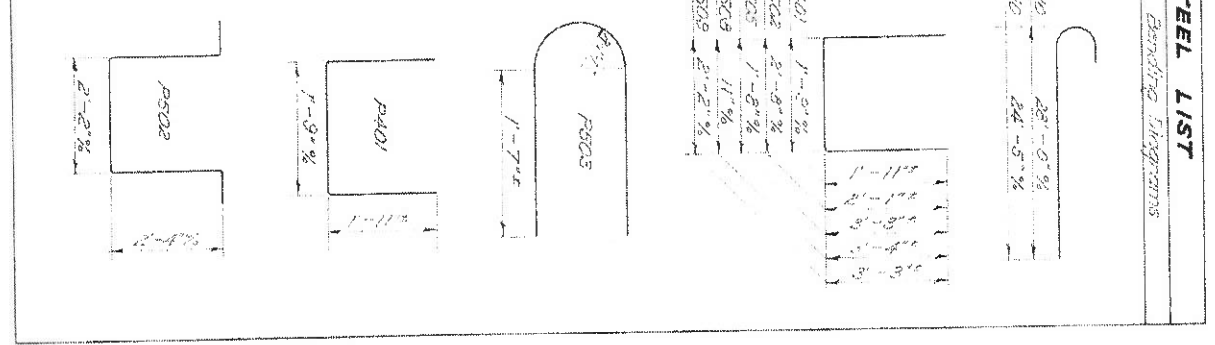
PIER PLAN



VIEW SHOWING PIER ELEVATIONS

Use above views in conjunction with Std. Dwg. P-1-54 for Pier Details.

NOTE	No.	Length	Weight	Qty	REINFORCING STEEL LIST
Substructure					Reinforcing Diagrams
4816	38	41'-4"	13,070	5	
4910	30	29'-1"	2,988	5	
5312	32	25'-6"	2,601	5	
4216	15	28'-0"	1,386	5	
4916	16	18'-10"	980	5	
5116	62	28'-2"	7,782	5	
5116	30	15'-7"	2,011	5	
4110	30	10'-8"	1,377	5	
4610	32	25'-0"	1,802	5	
4601	16	20'-1"	482	5	
4601	126	32'-8"	6,183	5	
4101	75	32'-8"	3,522	5	
Abutments					
4100	16	17'-6"	1,205	5	
4100	16	20'-9"	886	5	
4101	16	20'-3"	328	5	
4102	116	6'-7"	795	5	
4103	8	6'-8"	132	5	
4104	24	5'-4"	193	5	
4105	46	7'-1"	380	5	
4106	8	9'-0"	105	5	
4107	16	5'-1"	85	5	
4108	16	7'-4"	122	5	
4109	16	8'-5"	141	5	
4110	66	5'-5"	205	5	
Piers					
4101	8	32'-6"	1,119	5	
4101	6	28'-6"	902	5	
4101	4	25'-6"	722	5	
4102	48	8'-0"	401	5	
4103	8	6'-6"	54	5	
4101	80	5'-5"	280	5	
Replacement Beams					
4101	1	7'-2"	31	5	
4102	2	6'-10"	46	5	
4103	1	6'-6"	17	5	
4104	1	5'-11"	9	5	
4105	1	5'-7"	6	5	
4106	1	5'-3"	4	5	



STATE OF OHIO
 DEPARTMENT OF HIGHWAYS
 BUREAU OF BRIDGES AND RAILROAD CROSSINGS
**ABUTMENT AND PIER DETAILS
 AND REINFORCING STEEL LIST**
 BRIDGE No. WA-76-125
 OVER SOUTH FORK OF WOLF CREEK
 Washington County
 Sec. WAS-76-12.42
 Sta. 639+72.00
 DESIGNED BY L.V.L.
 CHECKED BY L.V.L.
 DRAWN BY L.V.L.
 REVISIONS BY NEW
 DATE 9/27/54

