

**ITEM 255 FULL DEPTH PAVEMENT REMOVAL AND RIGID REPLACEMENT, MISC: CLASS QC 3, SECTION A**

ITEM 255 FULL DEPTH PAVEMENT REMOVAL AND RIGID REPLACEMENT, MISC: CLASS QC 3, SECTION A SHALL FOLLOW SPECIFICATION FOR THE 255 ITEM EXCEPT FOR SECTION 255.01 AND 255.02  
 DESCRIPTION. THE PLACING, CONSOLIDATION, FINISHING AND CURING NEW PORTLAND CEMENT CONCRETE TO THE LEVEL OF THE EXISTING PAVEMENT, FOR THE WOOD 280 SECTION AND WOO 420 SECTION THE EXISTING TYPICALS IS 7" ASPHALT ON 9" CONCRETE SEE TYPICAL A AND PLAN SHEET FOR LOCATIONS. SAW CUTTING SHALL BE INCLUDED IN BID ITEM

MATERIALS: PROVIDE MATERIALS CONFORMING TO THE FOLLOWING REQUIREMENTS:

- PORTLAND CEMENT CONCRETE  
 499.03, CLASS QC 3, W/MACRO-FIBERS\*
- QC3: FLEXURAL STRENGTH: 300 PSI IN 12 HOURS  
 PERMEABILITY: 2000 COULOMBS  
 MACROFIBERS: MINIMUM 4.0 LB/CY
- COARSE AGGREGATE (NO. 57 & NO.8) 703.02 & 703.13  
 FINE AGGREGATE (NATURAL SAND) 703.02  
 PORTLAND CEMENT, TYPE I 701.04  
 FLY ASH OR NATURAL POZZOLAN 701.13  
 SLAG CEMENT 701.09  
 WATER 499.02  
 CHEMICAL ADMIXTURE 705.12  
 AIR-ENTRAINING ADMIXTURE 705.10  
 MACRO-FIBERS FOR CONCRETE 705.29  
 LIQUID MEMBRANE-FORMING COMPOUNDS FOR CONCRETE CURING 705.07

\*USE A MINIMUM DOSAGE RATE OF FIBERS OF 4.0 LB/YD<sup>3</sup> OF CONCRETE. ENSURE THE FINAL PROPOSED MIX IS WORKABLE AND ABLE TO BE PRODUCED SUCH THAT BALLING OR CLUMPING OF THE FIBERS IS NOT A PROBLEM AS DETERMINED BY THE ENGINEER. A DEMONSTRATION OF THE MIX PRODUCTION, OR TRIAL MIX, MAY BE REQUIRED BY THE ENGINEER PRIOR TO PLACING ANY OF THE MIX ON THE PROJECT.

255 FULL DEPTH PAVEMENT AND RIGID REPLACEMENT, MISC: CLASS QC 3, SECTION A.

THE LOCATIONS MARKED ON THE PLAN SHEET ARE ONLY ESTIMATED LOCATIONS AND THE LOCATIONS WILL NEED TO BE FIELD VERIFIED BEFORE CONSTRUCTION CAN BEGIN.

**WOO-280**

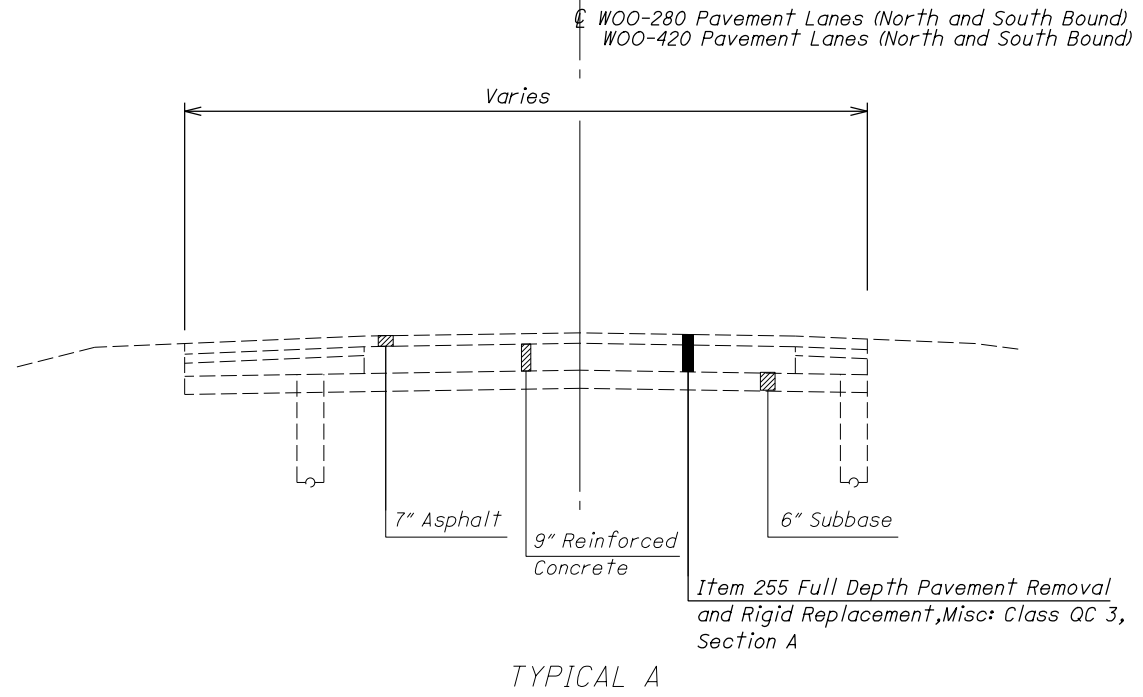
THE QUANTITY IS BASED ON AN ESTIMATE OF 41 (12' X 6') JOINTS WITHIN THE SECTION.

ITEM 255, FULL DEPTH PAVEMENT REMOVAL AND RIGID REPLACEMENT, MISC: CLASS QC 3, SECTION A. 328 SQ YD

**WOO-420**

THE QUANTITY IS BASED ON AN ESTIMATE OF 13 (12' X 6') JOINTS WITHIN THE SECTION.

ITEM 255, FULL DEPTH PAVEMENT REMOVAL AND RIGID REPLACEMENT, MISC: CLASS QC 3, SECTION A. 104 SQ YD



**ITEM 255 FULL DEPTH PAVEMENT REMOVAL AND RIGID REPLACEMENT, MISC: CLASS QC 3, SECTION B**

ITEM 255 FULL DEPTH PAVEMENT REMOVAL AND RIGID REPLACEMENT, MISC: CLASS QC 3, SECTION B SHALL FOLLOW SPECIFICATION FOR THE 255 ITEM EXCEPT FOR SECTION 255.01 AND 255.02  
 DESCRIPTION. THE PLACING, CONSOLIDATION, FINISHING AND CURING NEW PORTLAND CEMENT CONCRETE TO THE LEVEL OF THE EXISTING PAVEMENT, FOR THE LUC 280 SECTION THE THE EXISTING TYPICALS IS 8" ASPHALT ON CONCRETE. SEE TYPICAL A AND PLAN SHEET FOR LOCATIONS. SAW CUTTING SHALL BE INCLUDED IN BID ITEM

MATERIALS: PROVIDE MATERIALS CONFORMING TO THE FOLLOWING REQUIREMENTS:

- PORTLAND CEMENT CONCRETE  
 499.03, CLASS QC 3, W/MACRO-FIBERS\*
- QC3: FLEXURAL STRENGTH: 300 PSI IN 12 HOURS  
 PERMEABILITY: 2000 COULOMBS  
 MACROFIBERS: MINIMUM 4.0 LB/CY
- COARSE AGGREGATE (NO. 57 & NO.8) 703.02 & 703.13  
 FINE AGGREGATE (NATURAL SAND) 703.02  
 PORTLAND CEMENT, TYPE I 701.04  
 FLY ASH OR NATURAL POZZOLAN 701.13  
 SLAG CEMENT 701.09  
 WATER 499.02  
 CHEMICAL ADMIXTURE 705.12  
 AIR-ENTRAINING ADMIXTURE 705.10  
 MACRO-FIBERS FOR CONCRETE 705.29  
 LIQUID MEMBRANE-FORMING COMPOUNDS FOR CONCRETE CURING 705.07

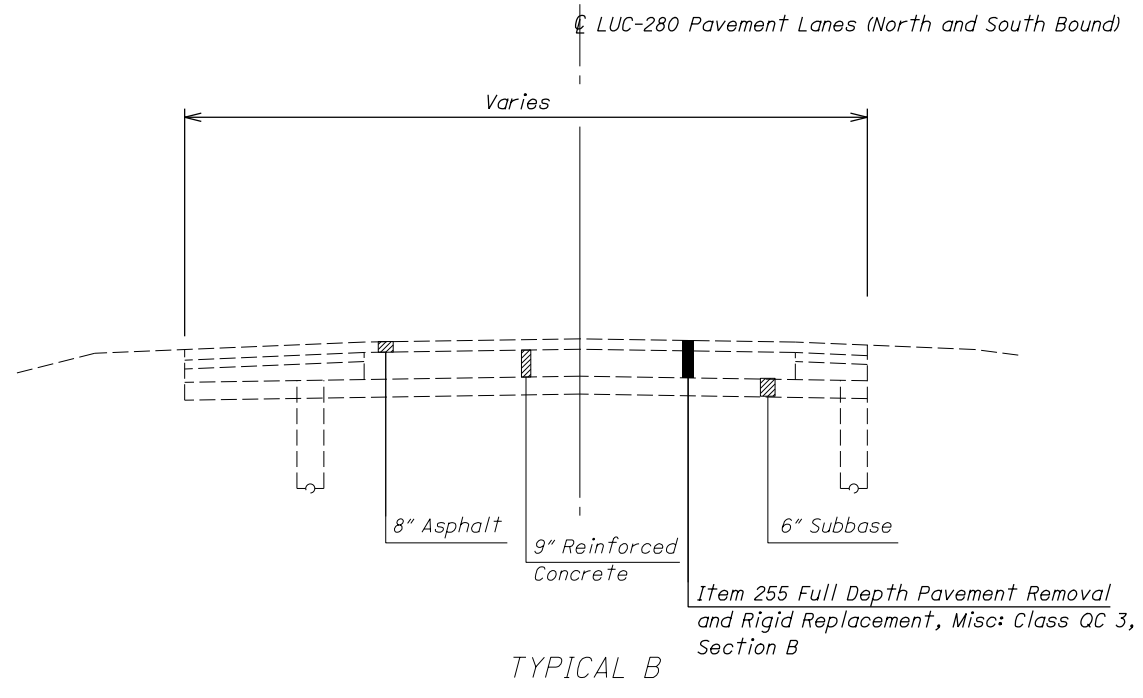
\*USE A MINIMUM DOSAGE RATE OF FIBERS OF 4.0 LB/YD<sup>3</sup> OF CONCRETE. ENSURE THE FINAL PROPOSED MIX IS WORKABLE AND ABLE TO BE PRODUCED SUCH THAT BALLING OR CLUMPING OF THE FIBERS IS NOT A PROBLEM AS DETERMINED BY THE ENGINEER. A DEMONSTRATION OF THE MIX PRODUCTION, OR TRIAL MIX, MAY BE REQUIRED BY THE ENGINEER PRIOR TO PLACING ANY OF THE MIX ON THE PROJECT.

255 FULL DEPTH PAVEMENT AND RIGID REPLACEMENT, MISC: CLASS QC 3, SECTION B.

THE LOCATIONS MARKED ON THE PLAN SHEET ARE ONLY ESTIMATED LOCATIONS AND THE LOCATIONS WILL NEED TO BE FIELD VERIFIED BEFORE CONSTRUCTION CAN BEGIN.

THE QUANTITY IS BASED ON AN ESTIMATE OF 4 (12' X 6') JOINTS WITHIN THE SECTION.

ITEM 255, FULL DEPTH PAVEMENT REMOVAL AND RIGID REPLACEMENT, MISC: CLASS QC 3, SECTION B. 32 SQ YD



DESIGN AGENCY	
DESIGNER	JMF
REVIEWER	XXX MM-DD-YY
PROJECT ID	114215
SHEET	TOTAL
P.3	24

**ITEM 255 FULL DEPTH PAVEMENT REMOVAL AND RIGID REPLACEMENT, MISC: CLASS QC 3, SECTION C**

ITEM 255 FULL DEPTH PAVEMENT REMOVAL AND RIGID REPLACEMENT, MISC: CLASS QC 3, SECTION C SHALL FOLLOW SPECIFICATION FOR THE 255 ITEM EXCEPT FOR SECTION 255.01 AND 255.02  
 DESCRIPTION. THE PLACING, CONSOLIDATION, FINISHING AND CURING NEW PORTLAND CEMENT CONCRETE TO THE LEVEL OF THE EXISTING PAVEMENT, FOR THE OTT-2 SECTION THE EXISTING TYPICALS IS 4" ASPHALT ON 9" CONCRETE. SEE ON 9" CONCRETE SEE TYPICAL C AND PLAN SHEET FOR LOCATIONS. SAW CUTTING SHALL BE INCLUDED IN BID ITEM

MATERIALS: PROVIDE MATERIALS CONFORMING TO THE FOLLOWING REQUIREMENTS:

- PORTLAND CEMENT CONCRETE  
 499.03, CLASS QC 3, W/MACRO-FIBERS\*
- QC3: FLEXURAL STRENGTH: 300 PSI IN 12 HOURS  
 PERMEABILITY: 2000 COULOMBS  
 MACROFIBERS: MINIMUM 4.0 LB/CY
- COARSE AGGREGATE (NO. 57 & NO.8) 703.02 & 703.13  
 FINE AGGREGATE (NATURAL SAND) 703.02  
 PORTLAND CEMENT, TYPE I 701.04  
 FLY ASH OR NATURAL POZZOLAN 701.13  
 SLAG CEMENT 701.09  
 WATER 499.02  
 CHEMICAL ADMIXTURE 705.12  
 AIR-ENTRAINING ADMIXTURE 705.10  
 MACRO-FIBERS FOR CONCRETE 705.29  
 LIQUID MEMBRANE-FORMING COMPOUNDS FOR CONCRETE CURING 705.07

**ITEM 255 FULL DEPTH PAVEMENT REMOVAL AND RIGID REPLACEMENT, MISC: CLASS QC 3, SECTION D**

ITEM 255 FULL DEPTH PAVEMENT REMOVAL AND RIGID REPLACEMENT, MISC: CLASS QC 3, SECTION D SHALL FOLLOW SPECIFICATION FOR THE 255 ITEM EXCEPT FOR SECTION 255.02

MATERIALS: PROVIDE MATERIALS CONFORMING TO THE FOLLOWING REQUIREMENTS:

- PORTLAND CEMENT CONCRETE  
 499.03, CLASS QC 3, W/MACRO-FIBERS\*
- QC3: FLEXURAL STRENGTH: 300 PSI IN 12 HOURS  
 PERMEABILITY: 2000 COULOMBS  
 MACROFIBERS: MINIMUM 4.0 LB/CY
- COARSE AGGREGATE (NO. 57 & NO.8) 703.02 & 703.13  
 FINE AGGREGATE (NATURAL SAND) 703.02  
 PORTLAND CEMENT, TYPE I 701.04  
 FLY ASH OR NATURAL POZZOLAN 701.13  
 SLAG CEMENT 701.09  
 WATER 499.02  
 CHEMICAL ADMIXTURE 705.12  
 AIR-ENTRAINING ADMIXTURE 705.10  
 MACRO-FIBERS FOR CONCRETE 705.29  
 LIQUID MEMBRANE-FORMING COMPOUNDS FOR CONCRETE CURING 705.07

\*USE A MINIMUM DOSAGE RATE OF FIBERS OF 4.0 LB/YD<sup>3</sup> OF CONCRETE. ENSURE THE FINAL PROPOSED MIX IS WORKABLE AND ABLE TO BE PRODUCED SUCH THAT BALLING OR CLUMPING OF THE FIBERS IS NOT A PROBLEM AS DETERMINED BY THE ENGINEER. A DEMONSTRATION OF THE MIX PRODUCTION, OR TRIAL MIX, MAY BE REQUIRED BY THE ENGINEER PRIOR TO PLACING ANY OF THE MIX ON THE PROJECT.

255 FULL DEPTH PAVEMENT AND RIGID REPLACEMENT, MISC: CLASS QC 3, SECTION D.

\*USE A MINIMUM DOSAGE RATE OF FIBERS OF 4.0 LB/YD<sup>3</sup> OF CONCRETE. ENSURE THE FINAL PROPOSED MIX IS WORKABLE AND ABLE TO BE PRODUCED SUCH THAT BALLING OR CLUMPING OF THE FIBERS IS NOT A PROBLEM AS DETERMINED BY THE ENGINEER. A DEMONSTRATION OF THE MIX PRODUCTION, OR TRIAL MIX, MAY BE REQUIRED BY THE ENGINEER PRIOR TO PLACING ANY OF THE MIX ON THE PROJECT.

255 FULL DEPTH PAVEMENT AND RIGID REPLACEMENT, MISC: MISC: QC 3, SECTION C.

THE LOCATIONS MARKED ON THE PLAN SHEET ARE ONLY ESTIMATED LOCATIONS AND THE LOCATIONS WILL NEED TO BE FIELD VERIFIED BEFORE CONSTRUCTION CAN BEGIN.

THE QUANTITY IS BASED ON AN ESTIMATE OF 90 (12' X 6') JOINTS WITHIN THE SECTION.

ITEM 255, FULL DEPTH PAVEMENT REMOVAL AND RIGID REPLACEMENT, MISC: CLASS QC 3, SECTION C. 720 SQ YD

**ITEM 452 NON-REINFORCED CONCRETE PAVEMENT MISC: 11" CLASS QC 3**

MATERIALS: PROVIDE MATERIALS CONFORMING TO THE FOLLOWING REQUIREMENTS:

- PORTLAND CEMENT CONCRETE  
 499.03, CLASS QC 3, W/MACRO-FIBERS\*
- QC3: FLEXURAL STRENGTH: 300 PSI IN 12 HOURS  
 PERMEABILITY: 2000 COULOMBS  
 MACROFIBERS: MINIMUM 4.0 LB/CY
- COARSE AGGREGATE (NO. 57 & NO.8) 703.02 & 703.13  
 FINE AGGREGATE (NATURAL SAND) 703.02  
 PORTLAND CEMENT, TYPE I 701.04  
 FLY ASH OR NATURAL POZZOLAN 701.13  
 SLAG CEMENT 701.09  
 WATER 499.02  
 CHEMICAL ADMIXTURE 705.12  
 AIR-ENTRAINING ADMIXTURE 705.10  
 MACRO-FIBERS FOR CONCRETE 705.29  
 LIQUID MEMBRANE-FORMING COMPOUNDS FOR CONCRETE CURING 705.07

\*USE A MINIMUM DOSAGE RATE OF FIBERS OF 4.0 LB/YD<sup>3</sup> OF CONCRETE. ENSURE THE FINAL PROPOSED MIX IS WORKABLE AND ABLE TO BE PRODUCED SUCH THAT BALLING OR CLUMPING OF THE FIBERS IS NOT A PROBLEM AS DETERMINED BY THE ENGINEER. A DEMONSTRATION OF THE MIX PRODUCTION, OR TRIAL MIX, MAY BE REQUIRED BY THE ENGINEER PRIOR TO PLACING ANY OF THE MIX ON THE PROJECT.

ITEM 452 NON-REINFORCED CONCRETE PAVEMENT, MISC: 11" CLASS QC 3

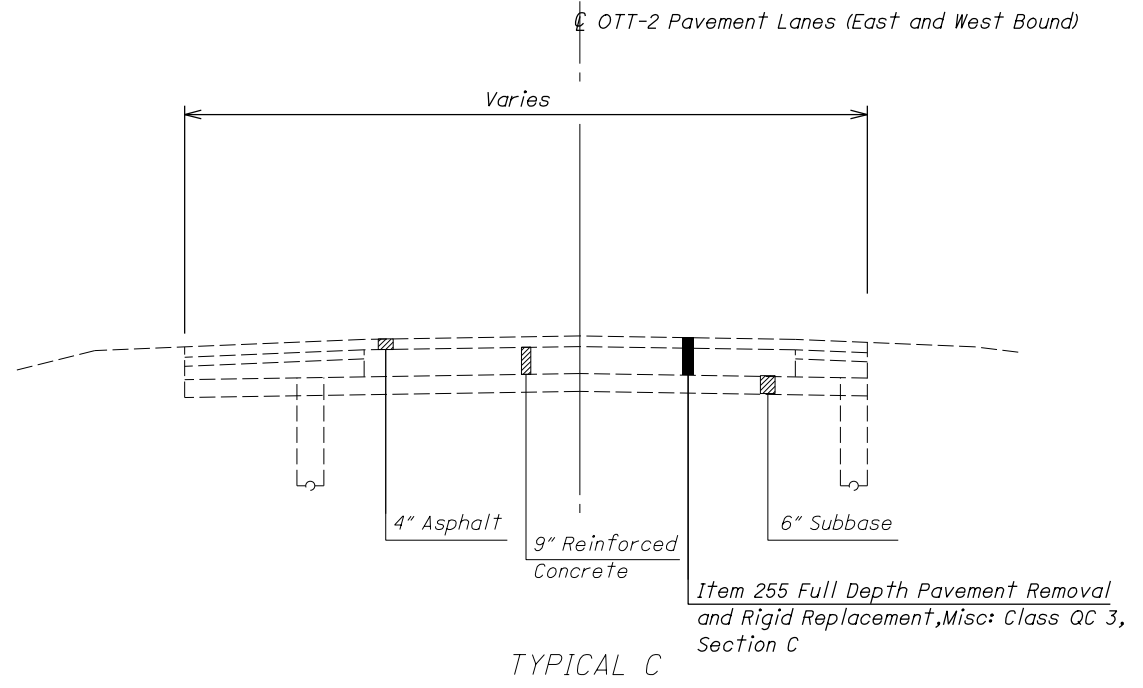
**ITEM 642, EDGE LINE**

THIS WORK MAY BE PERFORMED PRIOR TO OPENING THE JOINT LOCATION UP TO TRAFFIC OR MAY BE DONE AFTER THE REPAIRS ARE COMPLETED WITHIN A SECTION.

ITEM 642, EDGE LINE 6"	0.30 MILES
01/IMS/PV	0.18 MILES
02/NHS/PV	0.12 MILES
ITEM 642, LANE LINE 6"	0.21 MILES
01/IMS/PV	0.09 MILES
02/NHS/PV	0.12 MILES

**ITEM 202 PAVEMENT REMOVED, AS PER PLAN**

ITEM 202 PAVEMENT REMOVED, AS PER PLAN SHALL INCLUDE SAW CUTTING.



GENERAL NOTE

DESIGN AGENCY



DESIGNER  
JMF

REVIEWER  
XXX MM-DD-YY

PROJECT ID  
114215

SHEET TOTAL  
P.4 | 24