



Ohio Department of Transportation - Safety  
 1980 West Broad Street  
 Mail Stop 5160  
 Columbus, Ohio, United States 43223  
 +16147528099 Hailey.Robey@dot.ohio.gov  
 Office of Traffic Engineering

Count Name: VAN-127-10.610  
 Site Code:  
 Start Date: 05/24/2022  
 Page No: 1

### Turning Movement Data

Start Time	Southbound Approach				Westbound Approach				Northbound Approach				Int. Total
	Southbound				Westbound				Northbound				
	Thru	Left	U-Turn	App. Total	Right	Left	U-Turn	App. Total	Right	Thru	U-Turn	App. Total	
10:00 AM	70	2	0	72	2	0	0	2	1	72	0	73	147
10:15 AM	79	2	0	81	2	3	0	5	2	81	0	83	169
10:30 AM	74	0	0	74	3	0	0	3	2	99	0	101	178
10:45 AM	82	2	0	84	5	1	0	6	3	108	0	111	201
Hourly Total	305	6	0	311	12	4	0	16	8	360	0	368	695
11:00 AM	85	5	0	90	3	2	0	5	3	109	0	112	207
11:15 AM	90	2	0	92	3	2	0	5	3	102	0	105	202
11:30 AM	102	1	0	103	2	0	0	2	1	114	0	115	220
11:45 AM	92	0	0	92	6	0	0	6	3	97	0	100	198
Hourly Total	369	8	0	377	14	4	0	18	10	422	0	432	827
12:00 PM	91	0	0	91	4	2	0	6	4	131	0	135	232
12:15 PM	104	2	0	106	3	1	0	4	2	136	0	138	248
12:30 PM	110	1	0	111	7	2	0	9	4	111	0	115	235
12:45 PM	83	0	0	83	3	2	0	5	5	108	0	113	201
Hourly Total	388	3	0	391	17	7	0	24	15	486	0	501	916
1:00 PM	104	2	0	106	4	2	0	6	3	112	0	115	227
1:15 PM	100	1	0	101	1	1	0	2	2	80	0	82	185
1:30 PM	102	2	0	104	2	2	0	4	4	96	0	100	208
1:45 PM	87	6	0	93	3	1	0	4	2	115	0	117	214
Hourly Total	393	11	0	404	10	6	0	16	11	403	0	414	834
2:00 PM	94	5	0	99	5	1	0	6	4	103	0	107	212
2:15 PM	84	6	0	90	4	1	0	5	5	78	0	83	178
2:30 PM	124	7	0	131	2	3	0	5	2	71	0	73	209
2:45 PM	108	3	0	111	1	3	0	4	2	101	0	103	218
Hourly Total	410	21	0	431	12	8	0	20	13	353	0	366	817
3:00 PM	91	1	0	92	2	1	0	3	3	90	0	93	188
3:15 PM	101	2	0	103	4	5	0	9	5	122	0	127	239
3:30 PM	102	0	0	102	2	0	0	2	4	101	0	105	209
3:45 PM	87	2	0	89	2	6	0	8	3	106	0	109	206
Hourly Total	381	5	0	386	10	12	0	22	15	419	0	434	842
4:00 PM	98	0	0	98	1	1	0	2	4	140	0	144	244
4:15 PM	102	0	0	102	3	4	0	7	8	103	0	111	220
4:30 PM	111	4	0	115	3	3	0	6	6	56	0	62	183
4:45 PM	90	4	0	94	0	5	0	5	6	112	0	118	217
Hourly Total	401	8	0	409	7	13	0	20	24	411	0	435	864

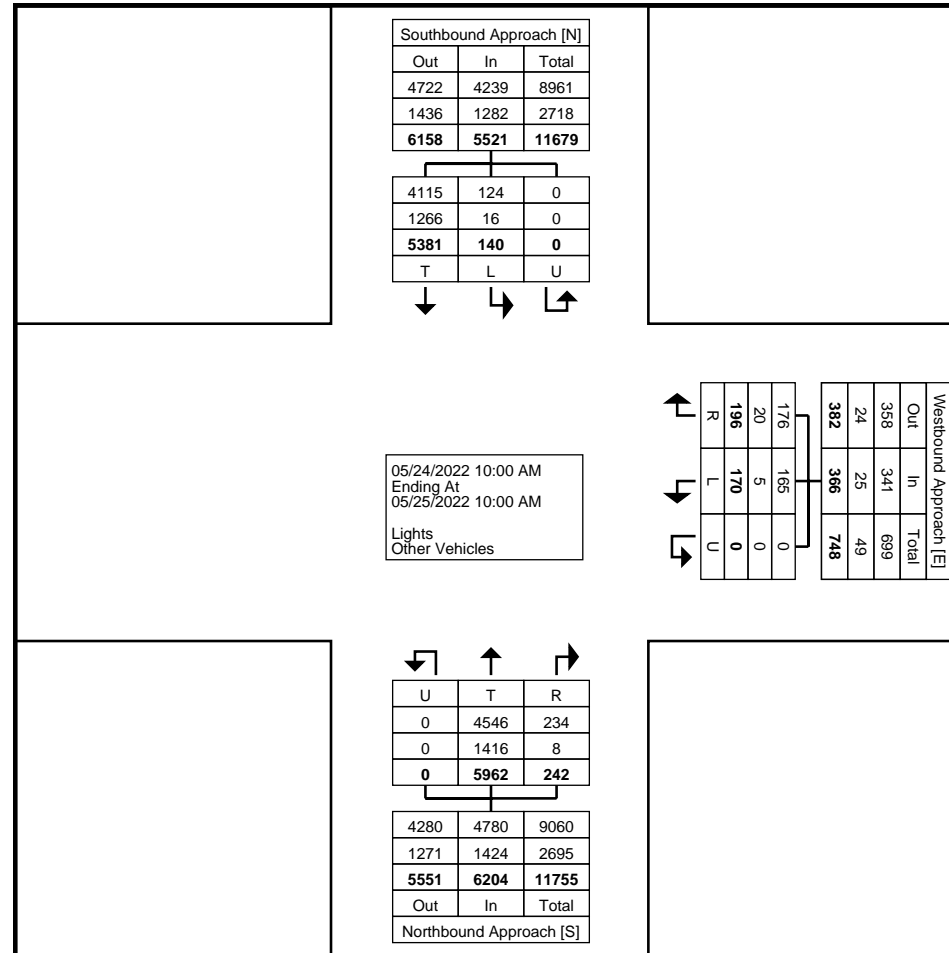
5:00 PM	94	6	0	100	6	2	0	8	5	109	0	114	222
5:15 PM	84	4	0	88	6	2	0	8	6	131	0	137	233
5:30 PM	91	6	0	97	1	5	0	6	6	82	0	88	191
5:45 PM	75	8	0	83	0	1	0	1	7	95	0	102	186
Hourly Total	344	24	0	368	13	10	0	23	24	417	0	441	832
6:00 PM	76	2	0	78	9	1	0	10	5	81	0	86	174
6:15 PM	73	4	0	77	2	4	0	6	7	62	0	69	152
6:30 PM	75	2	0	77	2	6	0	8	4	70	0	74	159
6:45 PM	76	4	0	80	4	3	0	7	6	81	0	87	174
Hourly Total	300	12	0	312	17	14	0	31	22	294	0	316	659
7:00 PM	59	4	0	63	17	6	0	23	7	72	0	79	165
7:15 PM	61	8	0	69	6	7	0	13	7	81	0	88	170
7:30 PM	45	3	0	48	4	7	0	11	2	71	0	73	132
7:45 PM	51	2	0	53	2	2	0	4	3	64	0	67	124
Hourly Total	216	17	0	233	29	22	0	51	19	288	0	307	591
8:00 PM	55	0	0	55	2	2	0	4	0	56	0	56	115
8:15 PM	49	0	0	49	3	4	0	7	3	55	0	58	114
8:30 PM	60	2	0	62	4	2	0	6	2	43	0	45	113
8:45 PM	52	0	0	52	2	2	0	4	0	40	0	40	96
Hourly Total	216	2	0	218	11	10	0	21	5	194	0	199	438
9:00 PM	41	0	0	41	12	4	0	16	3	46	0	49	106
9:15 PM	31	0	0	31	0	3	0	3	1	44	0	45	79
9:30 PM	42	0	0	42	0	1	0	1	3	25	0	28	71
9:45 PM	39	0	0	39	1	2	0	3	1	35	0	36	78
Hourly Total	153	0	0	153	13	10	0	23	8	150	0	158	334
10:00 PM	25	0	0	25	0	3	0	3	1	36	0	37	65
10:15 PM	30	0	0	30	1	2	0	3	1	28	0	29	62
10:30 PM	32	0	0	32	0	0	0	0	2	29	0	31	63
10:45 PM	20	0	0	20	1	2	0	3	0	23	0	23	46
Hourly Total	107	0	0	107	2	7	0	9	4	116	0	120	236
11:00 PM	29	0	0	29	0	4	0	4	0	19	0	19	52
11:15 PM	16	0	0	16	0	0	0	0	1	24	0	25	41
11:30 PM	23	0	0	23	0	2	0	2	1	17	0	18	43
11:45 PM	21	0	0	21	1	0	0	1	0	15	0	15	37
Hourly Total	89	0	0	89	1	6	0	7	2	75	0	77	173
12:00 AM	10	0	0	10	1	2	0	3	1	12	0	13	26
12:15 AM	16	1	0	17	0	0	0	0	2	16	0	18	35
12:30 AM	17	0	0	17	0	1	0	1	0	17	0	17	35
12:45 AM	9	0	0	9	0	0	0	0	0	17	0	17	26
Hourly Total	52	1	0	53	1	3	0	4	3	62	0	65	122
1:00 AM	5	1	0	6	0	0	0	0	0	12	0	12	18
1:15 AM	8	0	0	8	0	1	0	1	0	12	0	12	21
1:30 AM	5	0	0	5	0	0	0	0	0	10	0	10	15
1:45 AM	9	1	0	10	0	0	0	0	0	5	0	5	15
Hourly Total	27	2	0	29	0	1	0	1	0	39	0	39	69
2:00 AM	7	0	0	7	0	1	0	1	1	16	0	17	25
2:15 AM	6	0	0	6	0	0	0	0	1	9	0	10	16
2:30 AM	9	0	0	9	0	1	0	1	0	17	0	17	27
2:45 AM	14	1	0	15	0	0	0	0	0	18	0	18	33
Hourly Total	36	1	0	37	0	2	0	2	2	60	0	62	101
3:00 AM	13	0	0	13	0	1	0	1	1	19	0	20	34
3:15 AM	5	0	0	5	0	0	0	0	1	15	0	16	21

3:30 AM	11	1	0	12	1	0	0	1	1	11	0	12	25
3:45 AM	9	2	0	11	0	0	0	0	2	21	0	23	34
Hourly Total	38	3	0	41	1	1	0	2	5	66	0	71	114
4:00 AM	14	0	0	14	0	0	0	0	1	17	0	18	32
4:15 AM	14	0	0	14	0	1	0	1	1	21	0	22	37
4:30 AM	12	0	0	12	0	0	0	0	1	25	0	26	38
4:45 AM	22	0	0	22	0	1	0	1	5	20	0	25	48
Hourly Total	62	0	0	62	0	2	0	2	8	83	0	91	155
5:00 AM	16	1	0	17	0	0	0	0	0	26	0	26	43
5:15 AM	34	0	0	34	1	2	0	3	1	33	0	34	71
5:30 AM	30	2	0	32	2	0	0	2	3	42	0	45	79
5:45 AM	37	1	0	38	1	1	0	2	6	42	0	48	88
Hourly Total	117	4	0	121	4	3	0	7	10	143	0	153	281
6:00 AM	38	0	0	38	1	0	0	1	1	43	0	44	83
6:15 AM	34	1	0	35	1	1	0	2	2	66	0	68	105
6:30 AM	57	1	0	58	0	0	0	0	5	53	0	58	116
6:45 AM	44	0	0	44	0	2	0	2	4	55	0	59	105
Hourly Total	173	2	0	175	2	3	0	5	12	217	0	229	409
7:00 AM	52	1	0	53	3	1	0	4	1	63	0	64	121
7:15 AM	51	2	0	53	0	2	0	2	2	66	0	68	123
7:30 AM	82	1	0	83	1	3	0	4	1	71	0	72	159
7:45 AM	77	0	0	77	0	4	0	4	2	79	0	81	162
Hourly Total	262	4	0	266	4	10	0	14	6	279	0	285	565
8:00 AM	72	0	0	72	3	0	0	3	3	78	0	81	156
8:15 AM	60	0	0	60	1	1	0	2	2	72	0	74	136
8:30 AM	56	4	0	60	1	2	0	3	0	53	0	53	116
8:45 AM	59	2	0	61	1	3	0	4	2	65	0	67	132
Hourly Total	247	6	0	253	6	6	0	12	7	268	0	275	540
9:00 AM	64	0	0	64	1	2	0	3	3	89	0	92	159
9:15 AM	69	0	0	69	3	1	0	4	2	99	0	101	174
9:30 AM	89	0	0	89	4	2	0	6	2	82	0	84	179
9:45 AM	73	0	0	73	2	1	0	3	2	87	0	89	165
Hourly Total	295	0	0	295	10	6	0	16	9	357	0	366	677
Grand Total	5381	140	0	5521	196	170	0	366	242	5962	0	6204	12091
Approach %	97.5	2.5	0.0	-	53.6	46.4	0.0	-	3.9	96.1	0.0	-	-
Total %	44.5	1.2	0.0	45.7	1.6	1.4	0.0	3.0	2.0	49.3	0.0	51.3	-
Lights	4115	124	0	4239	176	165	0	341	234	4546	0	4780	9360
% Lights	76.5	88.6	-	76.8	89.8	97.1	-	93.2	96.7	76.2	-	77.0	77.4
Other Vehicles	1266	16	0	1282	20	5	0	25	8	1416	0	1424	2731
% Other Vehicles	23.5	11.4	-	23.2	10.2	2.9	-	6.8	3.3	23.8	-	23.0	22.6



Ohio Department of Transportation - Safety  
 1980 West Broad Street  
 Mail Stop 5160  
 Columbus, Ohio, United States 43223  
 +16147528099 Hailey.Robey@dot.ohio.gov  
 Office of Traffic Engineering

Count Name: VAN-127-10.610  
 Site Code:  
 Start Date: 05/24/2022  
 Page No: 4



Turning Movement Data Plot



Ohio Department of Transportation - Safety  
 1980 West Broad Street  
 Mail Stop 5160  
 Columbus, Ohio, United States 43223  
 +16147528099 Hailey.Robey@dot.ohio.gov  
 Office of Traffic Engineering

Count Name: VAN-127-10.610  
 Site Code:  
 Start Date: 05/24/2022  
 Page No: 5

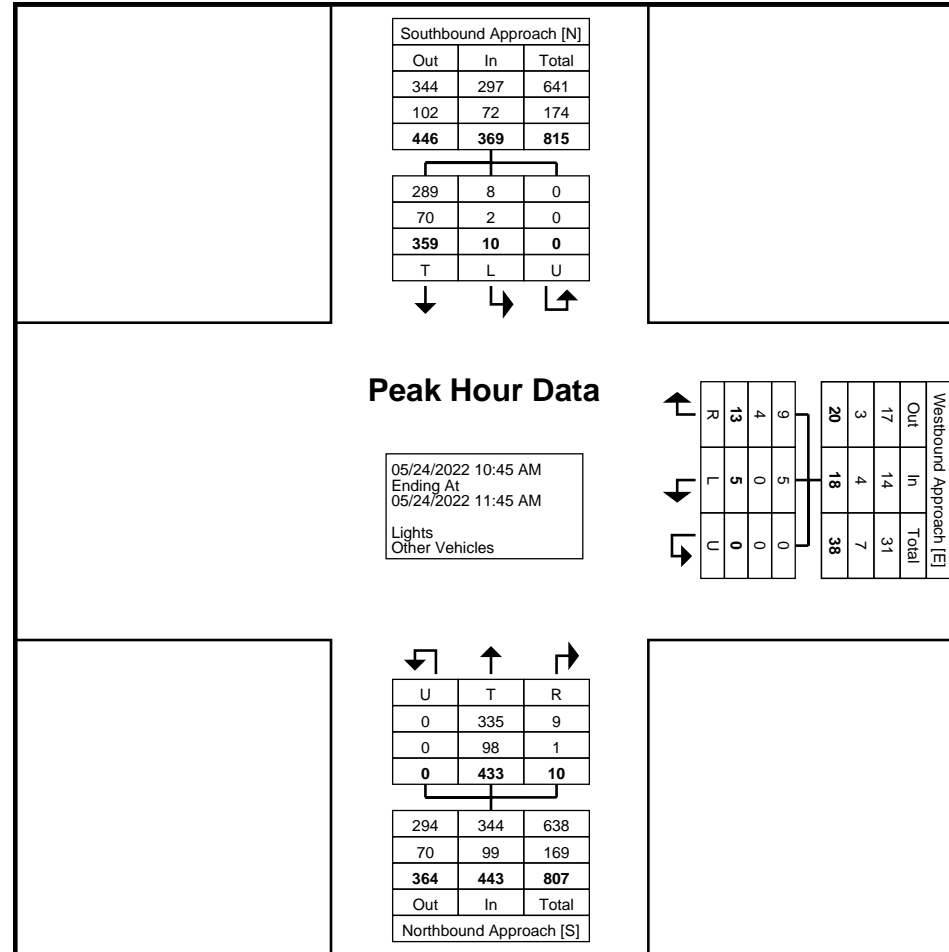
### Turning Movement Peak Hour Data (10:45 AM)

Start Time	Southbound Approach				Westbound Approach				Northbound Approach				Int. Total
	Southbound				Westbound				Northbound				
	Thru	Left	U-Turn	App. Total	Right	Left	U-Turn	App. Total	Right	Thru	U-Turn	App. Total	
10:45 AM	82	2	0	84	5	1	0	6	3	108	0	111	201
11:00 AM	85	5	0	90	3	2	0	5	3	109	0	112	207
11:15 AM	90	2	0	92	3	2	0	5	3	102	0	105	202
11:30 AM	102	1	0	103	2	0	0	2	1	114	0	115	220
Total	359	10	0	369	13	5	0	18	10	433	0	443	830
Approach %	97.3	2.7	0.0	-	72.2	27.8	0.0	-	2.3	97.7	0.0	-	-
Total %	43.3	1.2	0.0	44.5	1.6	0.6	0.0	2.2	1.2	52.2	0.0	53.4	-
PHF	0.880	0.500	0.000	0.896	0.650	0.625	0.000	0.750	0.833	0.950	0.000	0.963	0.943
Lights	289	8	0	297	9	5	0	14	9	335	0	344	655
% Lights	80.5	80.0	-	80.5	69.2	100.0	-	77.8	90.0	77.4	-	77.7	78.9
Other Vehicles	70	2	0	72	4	0	0	4	1	98	0	99	175
% Other Vehicles	19.5	20.0	-	19.5	30.8	0.0	-	22.2	10.0	22.6	-	22.3	21.1



Ohio Department of Transportation - Safety  
 1980 West Broad Street  
 Mail Stop 5160  
 Columbus, Ohio, United States 43223  
 +16147528099 Hailey.Robey@dot.ohio.gov  
 Office of Traffic Engineering

Count Name: VAN-127-10.610  
 Site Code:  
 Start Date: 05/24/2022  
 Page No: 6



Turning Movement Peak Hour Data Plot (10:45 AM)



Ohio Department of Transportation - Safety  
 1980 West Broad Street  
 Mail Stop 5160  
 Columbus, Ohio, United States 43223  
 +16147528099 Hailey.Robey@dot.ohio.gov  
 Office of Traffic Engineering

Count Name: VAN-127-10.610  
 Site Code:  
 Start Date: 05/24/2022  
 Page No: 7

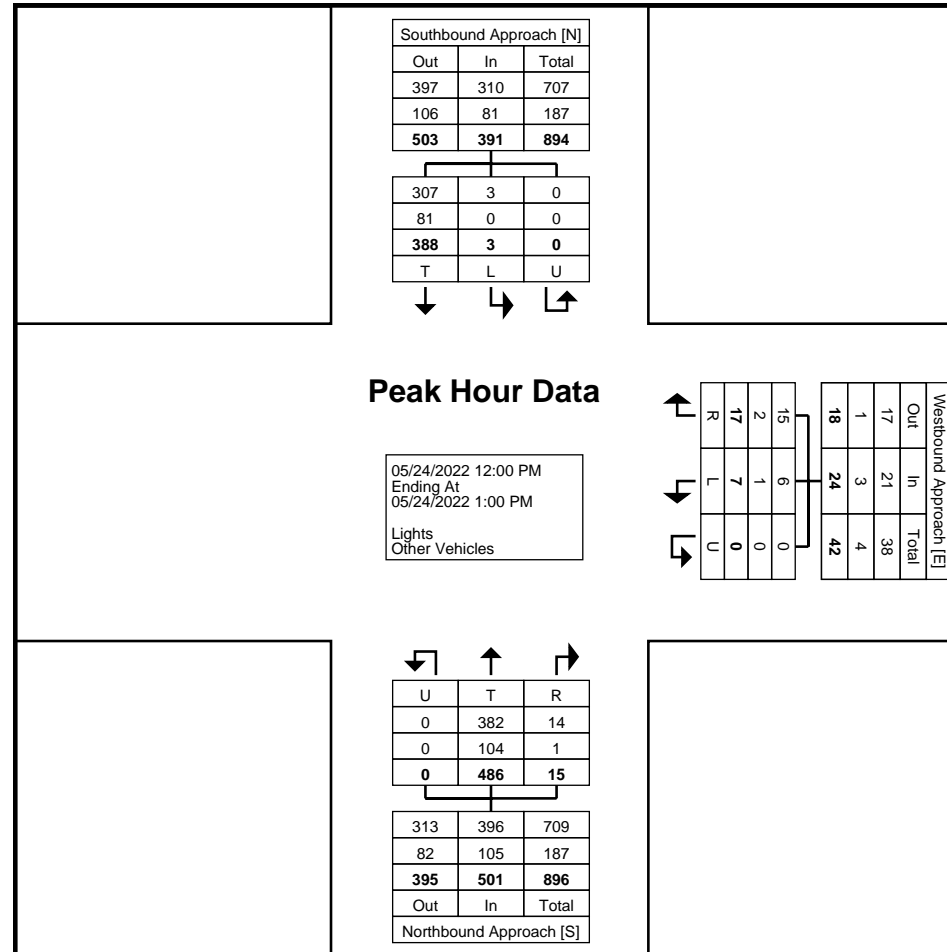
### Turning Movement Peak Hour Data (12:00 PM)

Start Time	Southbound Approach				Westbound Approach				Northbound Approach				Int. Total
	Thru	Left	U-Turn	App. Total	Right	Left	U-Turn	App. Total	Right	Thru	U-Turn	App. Total	
12:00 PM	91	0	0	91	4	2	0	6	4	131	0	135	232
12:15 PM	104	2	0	106	3	1	0	4	2	136	0	138	248
12:30 PM	110	1	0	111	7	2	0	9	4	111	0	115	235
12:45 PM	83	0	0	83	3	2	0	5	5	108	0	113	201
Total	388	3	0	391	17	7	0	24	15	486	0	501	916
Approach %	99.2	0.8	0.0	-	70.8	29.2	0.0	-	3.0	97.0	0.0	-	-
Total %	42.4	0.3	0.0	42.7	1.9	0.8	0.0	2.6	1.6	53.1	0.0	54.7	-
PHF	0.882	0.375	0.000	0.881	0.607	0.875	0.000	0.667	0.750	0.893	0.000	0.908	0.923
Lights	307	3	0	310	15	6	0	21	14	382	0	396	727
% Lights	79.1	100.0	-	79.3	88.2	85.7	-	87.5	93.3	78.6	-	79.0	79.4
Other Vehicles	81	0	0	81	2	1	0	3	1	104	0	105	189
% Other Vehicles	20.9	0.0	-	20.7	11.8	14.3	-	12.5	6.7	21.4	-	21.0	20.6



Ohio Department of Transportation - Safety  
 1980 West Broad Street  
 Mail Stop 5160  
 Columbus, Ohio, United States 43223  
 +16147528099 Hailey.Robey@dot.ohio.gov  
 Office of Traffic Engineering

Count Name: VAN-127-10.610  
 Site Code:  
 Start Date: 05/24/2022  
 Page No: 8



Turning Movement Peak Hour Data Plot (12:00 PM)





Ohio Department of Transportation - Safety  
 1980 West Broad Street  
 Mail Stop 5160  
 Columbus, Ohio, United States 43223  
 +16147528099 Hailey.Robey@dot.ohio.gov  
 Office of Traffic Engineering

Count Name: VAN-127-10.610  
 Site Code:  
 Start Date: 05/24/2022  
 Page No: 9

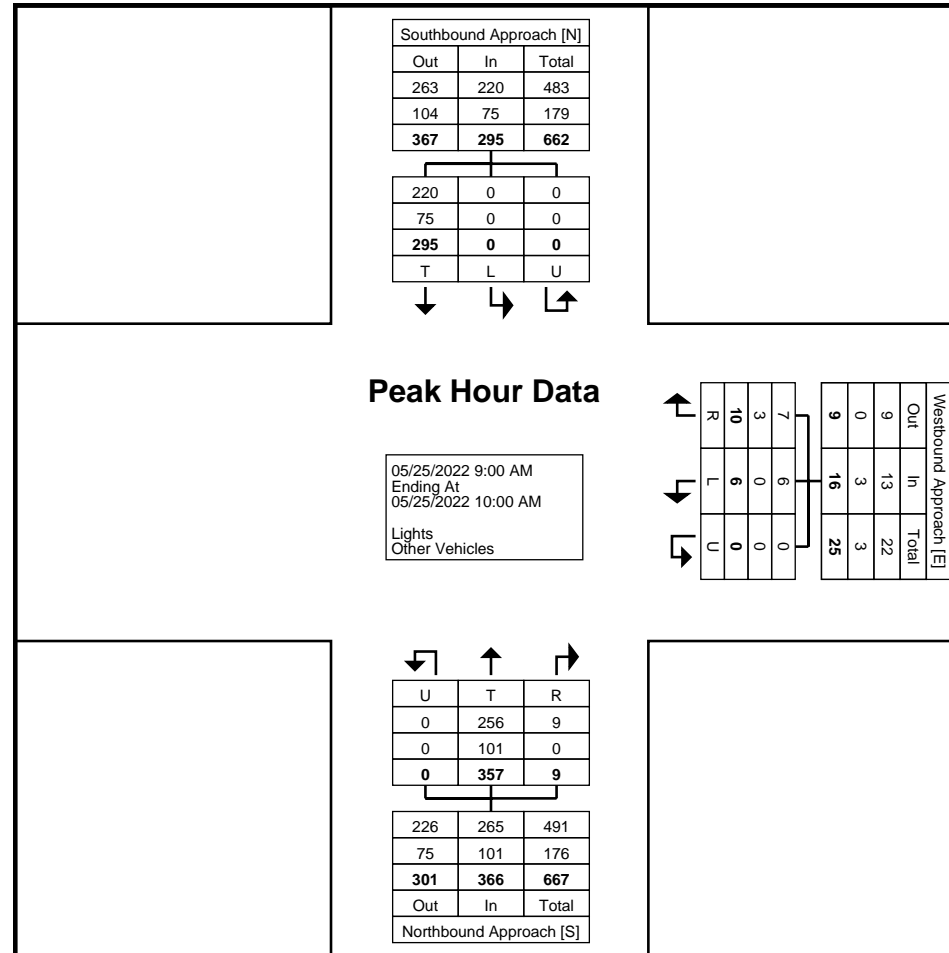
### Turning Movement Peak Hour Data (9:00 AM)

Start Time	Southbound Approach				Westbound Approach				Northbound Approach				Int. Total
	Thru	Left	U-Turn	App. Total	Right	Left	U-Turn	App. Total	Right	Thru	U-Turn	App. Total	
9:00 AM	64	0	0	64	1	2	0	3	3	89	0	92	159
9:15 AM	69	0	0	69	3	1	0	4	2	99	0	101	174
9:30 AM	89	0	0	89	4	2	0	6	2	82	0	84	179
9:45 AM	73	0	0	73	2	1	0	3	2	87	0	89	165
Total	295	0	0	295	10	6	0	16	9	357	0	366	677
Approach %	100.0	0.0	0.0	-	62.5	37.5	0.0	-	2.5	97.5	0.0	-	-
Total %	43.6	0.0	0.0	43.6	1.5	0.9	0.0	2.4	1.3	52.7	0.0	54.1	-
PHF	0.829	0.000	0.000	0.829	0.625	0.750	0.000	0.667	0.750	0.902	0.000	0.906	0.946
Lights	220	0	0	220	7	6	0	13	9	256	0	265	498
% Lights	74.6	-	-	74.6	70.0	100.0	-	81.3	100.0	71.7	-	72.4	73.6
Other Vehicles	75	0	0	75	3	0	0	3	0	101	0	101	179
% Other Vehicles	25.4	-	-	25.4	30.0	0.0	-	18.8	0.0	28.3	-	27.6	26.4



Ohio Department of Transportation - Safety  
 1980 West Broad Street  
 Mail Stop 5160  
 Columbus, Ohio, United States 43223  
 +16147528099 Hailey.Robey@dot.ohio.gov  
 Office of Traffic Engineering

Count Name: VAN-127-10.610  
 Site Code:  
 Start Date: 05/24/2022  
 Page No: 10



Turning Movement Peak Hour Data Plot (9:00 AM)