



Ohio DOT - Traffic Operations
1606 West Broad Street

Columbus, Ohio, United States 43223
+16144667170 D01trafficcunts@dot.ohio.gov

Count Name: VAN-30-11.443
Site Code:
Start Date: 02/28/2023
Page No: 1

Turning Movement Data

Start Time	Southbound Approach Southbound					Westbound Approach Westbound					Northbound Approach Northbound					Eastbound Approach Eastbound					Int. Total
	Right	Thru	Left	U-Turn	App. Total	Right	Thru	Left	U-Turn	App. Total	Right	Thru	Left	U-Turn	App. Total	Right	Thru	Left	U-Turn	App. Total	
9:00 AM	0	1	1	0	2	0	94	3	0	97	0	6	5	0	11	4	76	1	0	81	191
9:15 AM	0	2	1	0	3	0	91	3	0	94	1	1	6	0	8	2	80	1	0	83	188
9:30 AM	4	1	1	0	6	0	98	4	0	102	4	2	4	0	10	5	79	0	0	84	202
9:45 AM	0	0	0	0	0	2	102	0	0	104	6	2	1	0	9	3	71	2	0	76	189
Hourly Total	4	4	3	0	11	2	385	10	0	397	11	11	16	0	38	14	306	4	0	324	770
10:00 AM	0	2	0	0	2	0	90	4	0	94	2	3	3	0	8	3	73	0	0	76	180
10:15 AM	1	1	0	0	2	0	95	4	1	100	1	1	2	0	4	3	79	1	0	83	189
10:30 AM	0	0	0	0	0	0	99	5	0	104	8	1	3	0	12	4	99	0	1	104	220
10:45 AM	0	2	0	0	2	0	84	8	0	92	5	1	0	0	6	3	76	0	0	79	179
Hourly Total	1	5	0	0	6	0	368	21	1	390	16	6	8	0	30	13	327	1	1	342	768
11:00 AM	0	4	0	0	4	0	101	0	0	101	5	2	0	0	7	6	84	0	0	90	202
11:15 AM	1	5	0	0	6	0	113	7	0	120	2	3	4	0	9	9	93	0	0	102	237
11:30 AM	0	5	0	0	5	0	94	1	1	96	6	6	3	0	15	3	83	1	0	87	203
11:45 AM	0	1	0	0	1	0	113	3	1	117	5	8	3	0	16	3	85	1	0	89	223
Hourly Total	1	15	0	0	16	0	421	11	2	434	18	19	10	0	47	21	345	2	0	368	865
12:00 PM	0	2	0	0	2	0	100	1	0	101	1	4	0	0	5	5	84	2	0	91	199
12:15 PM	0	4	0	0	4	1	95	3	0	99	3	4	4	0	11	2	86	1	0	89	203
12:30 PM	0	4	1	0	5	0	103	4	0	107	2	2	8	0	12	5	97	1	0	103	227
12:45 PM	1	4	1	0	6	0	106	5	0	111	1	7	4	0	12	6	84	0	0	90	219
Hourly Total	1	14	2	0	17	1	404	13	0	418	7	17	16	0	40	18	351	4	0	373	848
1:00 PM	1	3	0	0	4	0	124	7	0	131	2	7	5	0	14	4	78	0	0	82	231
1:15 PM	0	4	0	0	4	0	131	5	0	136	2	1	4	0	7	5	111	2	0	118	265
1:30 PM	0	2	0	0	2	0	106	6	1	113	4	3	5	0	12	4	91	2	0	97	224
1:45 PM	1	2	0	0	3	0	97	6	0	103	1	3	3	0	7	2	102	4	0	108	221
Hourly Total	2	11	0	0	13	0	458	24	1	483	9	14	17	0	40	15	382	8	0	405	941
2:00 PM	0	2	1	0	3	0	113	0	0	113	3	8	7	0	18	5	106	6	0	117	251
2:15 PM	1	1	0	0	2	0	109	6	0	115	4	3	6	0	13	4	100	0	0	104	234
2:30 PM	2	3	0	0	5	0	116	5	0	121	22	8	14	0	44	1	84	1	0	86	256
2:45 PM	0	4	1	0	5	2	142	1	0	145	18	8	5	0	31	1	112	0	0	113	294
Hourly Total	3	10	2	0	15	2	480	12	0	494	47	27	32	0	106	11	402	7	0	420	1035
3:00 PM	1	0	0	0	1	0	118	4	0	122	11	4	10	0	25	3	126	5	0	134	282
3:15 PM	0	4	0	0	4	1	137	0	0	138	8	6	13	0	27	4	108	2	0	114	283
3:30 PM	2	5	0	0	7	0	139	5	0	144	8	9	7	0	24	7	108	0	0	115	290
3:45 PM	1	3	2	0	6	1	134	4	1	140	7	9	8	0	24	4	108	1	0	113	283
Hourly Total	4	12	2	0	18	2	528	13	1	544	34	28	38	0	100	18	450	8	0	476	1138
4:00 PM	2	1	1	0	4	1	109	6	0	116	9	5	10	0	24	4	120	0	0	124	268

4:15 PM	2	3	0	0	5	2	136	3	0	141	10	3	4	0	17	2	105	2	0	109	272
4:30 PM	2	2	1	0	5	0	128	1	0	129	11	12	13	0	36	1	99	5	0	105	275
4:45 PM	3	4	2	0	9	0	138	8	1	147	5	4	11	0	20	0	115	4	0	119	295
Hourly Total	9	10	4	0	23	3	511	18	1	533	35	24	38	0	97	7	439	11	0	457	1110
5:00 PM	0	3	1	0	4	0	133	6	0	139	3	6	11	0	20	3	119	0	0	122	285
5:15 PM	1	6	0	0	7	1	130	4	0	135	5	2	10	0	17	4	112	5	0	121	280
5:30 PM	0	4	1	0	5	0	118	4	0	122	8	4	14	0	26	3	126	0	0	129	282
5:45 PM	0	3	1	0	4	0	111	5	0	116	8	3	4	0	15	0	103	2	0	105	240
Hourly Total	1	16	3	0	20	1	492	19	0	512	24	15	39	0	78	10	460	7	0	477	1087
6:00 PM	3	1	0	0	4	0	110	5	0	115	5	5	2	0	12	1	117	0	0	118	249
6:15 PM	0	1	0	0	1	0	73	3	0	76	4	3	2	0	9	2	109	1	0	112	198
6:30 PM	0	1	4	0	5	0	95	5	0	100	2	0	4	0	6	4	105	2	0	111	222
6:45 PM	0	1	2	0	3	0	80	1	0	81	3	4	3	0	10	1	74	2	0	77	171
Hourly Total	3	4	6	0	13	0	358	14	0	372	14	12	11	0	37	8	405	5	0	418	840
7:00 PM	1	0	3	0	4	0	81	1	0	82	3	5	1	0	9	1	67	0	0	68	163
7:15 PM	0	0	0	0	0	1	69	0	0	70	2	3	0	0	5	2	69	1	0	72	147
7:30 PM	0	1	0	0	1	0	64	1	0	65	2	1	0	0	3	1	59	0	0	60	129
7:45 PM	0	1	1	0	2	1	60	3	0	64	0	1	1	0	2	0	59	0	1	60	128
Hourly Total	1	2	4	0	7	2	274	5	0	281	7	10	2	0	19	4	254	1	1	260	567
8:00 PM	0	0	0	0	0	0	49	2	0	51	1	1	1	0	3	0	63	0	0	63	117
8:15 PM	0	2	0	0	2	0	68	0	0	68	3	2	0	0	5	3	65	0	0	68	143
8:30 PM	0	0	0	0	0	0	51	1	0	52	3	3	2	0	8	1	58	0	0	59	119
8:45 PM	0	1	1	0	2	0	42	3	0	45	1	0	0	0	1	1	51	2	0	54	102
Hourly Total	0	3	1	0	4	0	210	6	0	216	8	6	3	0	17	5	237	2	0	244	481
9:00 PM	0	0	0	0	0	0	44	2	0	46	0	2	0	0	2	0	49	2	0	51	99
9:15 PM	0	0	0	0	0	0	61	2	0	63	0	1	1	0	2	2	53	1	0	56	121
9:30 PM	0	1	0	0	1	0	45	2	0	47	0	2	0	0	2	3	50	0	0	53	103
9:45 PM	0	0	0	0	0	3	75	4	0	82	0	1	1	0	2	1	54	2	0	57	141
Hourly Total	0	1	0	0	1	3	225	10	0	238	0	6	2	0	8	6	206	5	0	217	464
10:00 PM	2	0	0	0	2	4	84	8	0	96	1	0	3	0	4	1	53	1	0	55	157
10:15 PM	0	3	0	0	3	0	42	3	0	45	0	2	1	0	3	0	46	3	0	49	100
10:30 PM	1	1	0	0	2	0	37	3	0	40	0	0	0	0	0	3	43	3	0	49	91
10:45 PM	0	1	0	0	1	0	19	1	0	20	1	2	6	0	9	0	32	0	0	32	62
Hourly Total	3	5	0	0	8	4	182	15	0	201	2	4	10	0	16	4	174	7	0	185	410
11:00 PM	0	1	0	0	1	0	22	5	0	27	5	2	1	0	8	0	34	0	0	34	70
11:15 PM	0	0	0	0	0	0	27	0	0	27	0	0	2	0	2	0	31	1	0	32	61
11:30 PM	0	0	1	0	1	0	34	2	0	36	1	1	1	0	3	1	39	0	0	40	80
11:45 PM	2	0	0	0	2	0	26	1	0	27	2	1	0	0	3	0	26	0	0	26	58
Hourly Total	2	1	1	0	4	0	109	8	0	117	8	4	4	0	16	1	130	1	0	132	269
12:00 AM	0	0	0	0	0	0	30	1	0	31	0	0	0	0	0	0	15	0	0	15	46
12:15 AM	2	2	0	0	4	1	26	2	0	29	1	1	1	0	3	0	18	0	0	18	54
12:30 AM	0	0	0	0	0	0	18	1	0	19	0	0	0	0	0	1	17	0	0	18	37
12:45 AM	0	0	0	0	0	0	14	1	0	15	0	1	0	0	1	1	25	0	0	26	42
Hourly Total	2	2	0	0	4	1	88	5	0	94	1	2	1	0	4	2	75	0	0	77	179
1:00 AM	0	0	0	0	0	1	21	1	0	23	1	0	0	0	1	0	22	0	0	22	46
1:15 AM	0	0	0	0	0	0	14	1	0	15	1	1	0	0	2	0	14	0	0	14	31
1:30 AM	0	0	0	0	0	0	21	1	0	22	0	0	0	0	0	0	24	0	0	24	46
1:45 AM	0	0	0	0	0	0	26	0	0	26	0	1	0	0	1	0	20	1	0	21	48
Hourly Total	0	0	0	0	0	1	82	3	0	86	2	2	0	0	4	0	80	1	0	81	171
2:00 AM	0	0	0	0	0	0	19	0	0	19	0	0	1	0	1	1	19	0	0	20	40
2:15 AM	0	0	0	0	0	0	26	0	0	26	1	0	0	0	1	0	23	0	0	23	50
2:30 AM	0	0	0	0	0	0	18	2	0	20	0	0	0	0	0	0	17	0	0	17	37

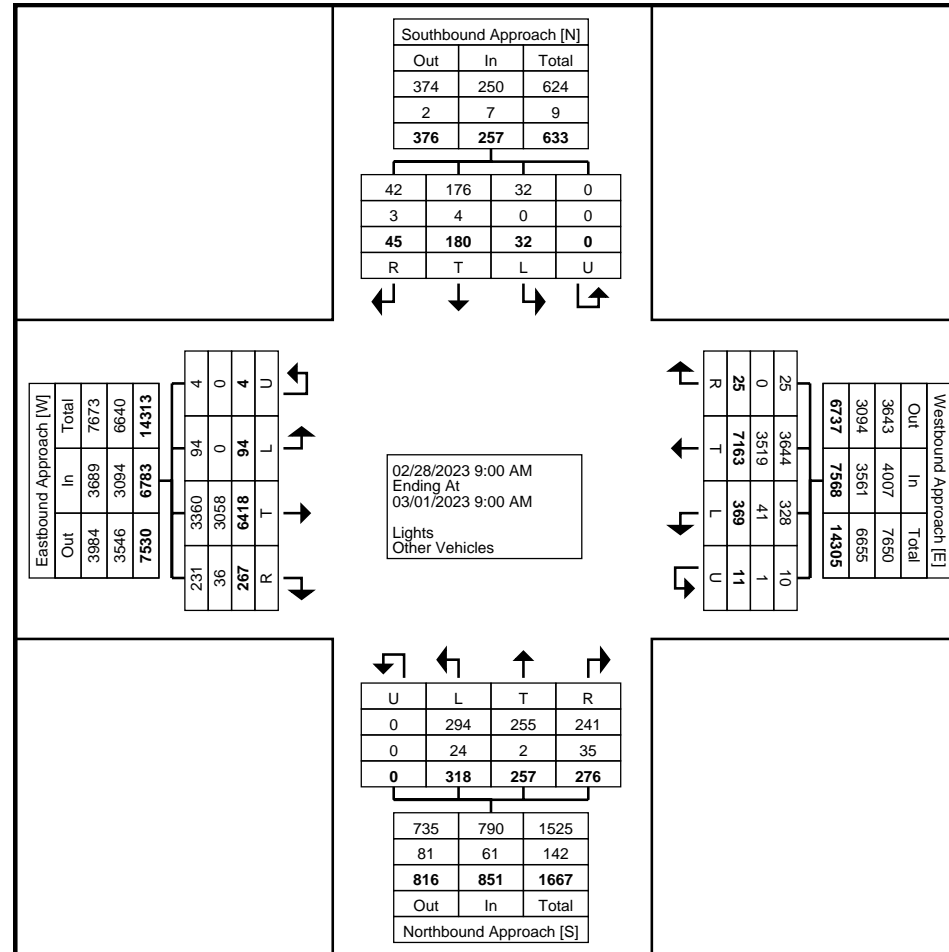
2:45 AM	0	1	0	0	1	0	15	0	0	15	1	1	0	0	2	0	9	0	0	9	27
Hourly Total	0	1	0	0	1	0	78	2	0	80	2	1	1	0	4	1	68	0	0	69	154
3:00 AM	0	1	0	0	1	0	24	1	0	25	0	2	1	0	3	1	16	1	0	18	47
3:15 AM	0	1	0	0	1	0	22	1	0	23	0	0	1	0	1	0	14	0	0	14	39
3:30 AM	0	1	0	0	1	0	16	1	0	17	0	0	0	0	0	4	24	0	0	28	46
3:45 AM	0	2	0	0	2	0	23	1	0	24	0	0	2	0	2	1	22	0	0	23	51
Hourly Total	0	5	0	0	5	0	85	4	0	89	0	2	4	0	6	6	76	1	0	83	183
4:00 AM	0	0	0	0	0	0	22	2	0	24	0	0	1	0	1	1	23	0	0	24	49
4:15 AM	0	1	1	0	2	0	34	2	0	36	0	0	2	0	2	4	29	0	0	33	73
4:30 AM	0	1	0	0	1	0	50	4	0	54	0	0	1	0	1	4	27	0	0	31	87
4:45 AM	0	1	0	0	1	0	36	5	0	41	0	0	1	0	1	3	29	0	0	32	75
Hourly Total	0	3	1	0	4	0	142	13	0	155	0	0	5	0	5	12	108	0	0	120	284
5:00 AM	0	0	0	0	0	0	38	2	0	40	0	1	4	0	5	0	38	1	0	39	84
5:15 AM	0	3	0	0	3	0	66	2	0	68	0	3	0	0	3	4	42	1	0	47	121
5:30 AM	0	5	0	0	5	0	43	10	0	53	0	5	5	0	10	5	55	1	0	61	129
5:45 AM	0	6	0	0	6	0	54	15	0	69	2	3	2	0	7	7	61	2	0	70	152
Hourly Total	0	14	0	0	14	0	201	29	0	230	2	12	11	0	25	16	196	5	0	217	486
6:00 AM	0	3	0	0	3	0	79	14	0	93	4	1	4	0	9	3	59	1	0	63	168
6:15 AM	0	5	0	0	5	0	98	13	0	111	2	3	1	0	6	4	41	2	0	47	169
6:30 AM	0	1	0	0	1	0	85	11	0	96	0	2	3	0	5	4	50	2	0	56	158
6:45 AM	0	8	1	0	9	0	86	18	0	104	1	4	5	0	10	14	64	2	0	80	203
Hourly Total	0	17	1	0	18	0	348	56	0	404	7	10	13	0	30	25	214	7	0	246	698
7:00 AM	1	3	0	0	4	0	86	11	1	98	4	4	2	0	10	11	85	2	0	98	210
7:15 AM	2	5	0	0	7	0	85	8	0	93	3	4	10	0	17	7	92	1	0	100	217
7:30 AM	3	3	0	0	6	0	95	15	1	111	4	3	5	0	12	9	97	2	0	108	237
7:45 AM	2	4	0	0	6	0	103	13	2	118	2	1	4	0	7	9	120	0	0	129	260
Hourly Total	8	15	0	0	23	0	369	47	4	420	13	12	21	0	46	36	394	5	0	435	924
8:00 AM	0	5	1	0	6	1	86	5	0	92	3	3	5	0	11	6	91	0	2	99	208
8:15 AM	0	2	0	0	2	0	87	2	1	90	1	4	5	0	10	1	81	0	0	82	184
8:30 AM	0	3	0	0	3	1	82	2	0	85	3	3	3	0	9	3	74	1	0	78	175
8:45 AM	0	0	1	0	1	1	110	2	0	113	2	3	3	0	8	4	93	1	0	98	220
Hourly Total	0	10	2	0	12	3	365	11	1	380	9	13	16	0	38	14	339	2	2	357	787
Grand Total	45	180	32	0	257	25	7163	369	11	7568	276	257	318	0	851	267	6418	94	4	6783	15459
Approach %	17.5	70.0	12.5	0.0	-	0.3	94.6	4.9	0.1	-	32.4	30.2	37.4	0.0	-	3.9	94.6	1.4	0.1	-	-
Total %	0.3	1.2	0.2	0.0	1.7	0.2	46.3	2.4	0.1	49.0	1.8	1.7	2.1	0.0	5.5	1.7	41.5	0.6	0.0	43.9	-
Lights	42	176	32	0	250	25	3644	328	10	4007	241	255	294	0	790	231	3360	94	4	3689	8736
% Lights	93.3	97.8	100.0	-	97.3	100.0	50.9	88.9	90.9	52.9	87.3	99.2	92.5	-	92.8	86.5	52.4	100.0	100.0	54.4	56.5
Other Vehicles	3	4	0	0	7	0	3519	41	1	3561	35	2	24	0	61	36	3058	0	0	3094	6723
% Other Vehicles	6.7	2.2	0.0	-	2.7	0.0	49.1	11.1	9.1	47.1	12.7	0.8	7.5	-	7.2	13.5	47.6	0.0	0.0	45.6	43.5



Ohio DOT - Traffic Operations
1606 West Broad Street

Columbus, Ohio, United States 43223
+16144667170 D01trafficcounts@dot.ohio.gov

Count Name: VAN-30-11.443
Site Code:
Start Date: 02/28/2023
Page No: 4



Turning Movement Data Plot



Ohio DOT - Traffic Operations
1606 West Broad Street

Columbus, Ohio, United States 43223
+16144667170 D01trafficcounts@dot.ohio.gov

Count Name: VAN-30-11.443
Site Code:
Start Date: 02/28/2023
Page No: 5

Turning Movement Peak Hour Data (11:00 AM)

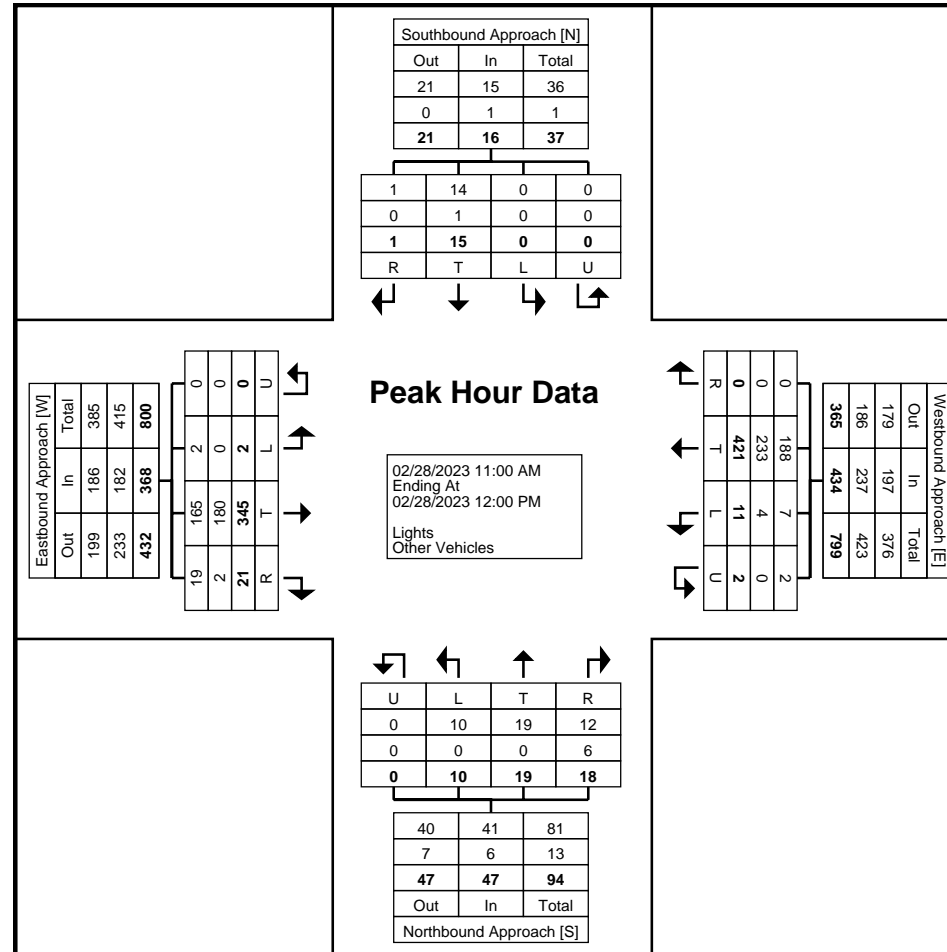
Start Time	Southbound Approach Southbound					Westbound Approach Westbound					Northbound Approach Northbound					Eastbound Approach Eastbound					Int. Total
	Right	Thru	Left	U-Turn	App. Total	Right	Thru	Left	U-Turn	App. Total	Right	Thru	Left	U-Turn	App. Total	Right	Thru	Left	U-Turn	App. Total	
11:00 AM	0	4	0	0	4	0	101	0	0	101	5	2	0	0	7	6	84	0	0	90	202
11:15 AM	1	5	0	0	6	0	113	7	0	120	2	3	4	0	9	9	93	0	0	102	237
11:30 AM	0	5	0	0	5	0	94	1	1	96	6	6	3	0	15	3	83	1	0	87	203
11:45 AM	0	1	0	0	1	0	113	3	1	117	5	8	3	0	16	3	85	1	0	89	223
Total	1	15	0	0	16	0	421	11	2	434	18	19	10	0	47	21	345	2	0	368	865
Approach %	6.3	93.8	0.0	0.0	-	0.0	97.0	2.5	0.5	-	38.3	40.4	21.3	0.0	-	5.7	93.8	0.5	0.0	-	-
Total %	0.1	1.7	0.0	0.0	1.8	0.0	48.7	1.3	0.2	50.2	2.1	2.2	1.2	0.0	5.4	2.4	39.9	0.2	0.0	42.5	-
PHF	0.250	0.750	0.000	0.000	0.667	0.000	0.931	0.393	0.500	0.904	0.750	0.594	0.625	0.000	0.734	0.583	0.927	0.500	0.000	0.902	0.912
Lights	1	14	0	0	15	0	188	7	2	197	12	19	10	0	41	19	165	2	0	186	439
% Lights	100.0	93.3	-	-	93.8	-	44.7	63.6	100.0	45.4	66.7	100.0	100.0	-	87.2	90.5	47.8	100.0	-	50.5	50.8
Other Vehicles	0	1	0	0	1	0	233	4	0	237	6	0	0	0	6	2	180	0	0	182	426
% Other Vehicles	0.0	6.7	-	-	6.3	-	55.3	36.4	0.0	54.6	33.3	0.0	0.0	-	12.8	9.5	52.2	0.0	-	49.5	49.2



Ohio DOT - Traffic Operations
1606 West Broad Street

Columbus, Ohio, United States 43223
+16144667170 D01trafficcounts@dot.ohio.gov

Count Name: VAN-30-11.443
Site Code:
Start Date: 02/28/2023
Page No: 6



Turning Movement Peak Hour Data Plot (11:00 AM)



Ohio DOT - Traffic Operations
1606 West Broad Street

Columbus, Ohio, United States 43223
+16144667170 D01trafficcounts@dot.ohio.gov

Count Name: VAN-30-11.443
Site Code:
Start Date: 02/28/2023
Page No: 7

Turning Movement Peak Hour Data (2:45 PM)

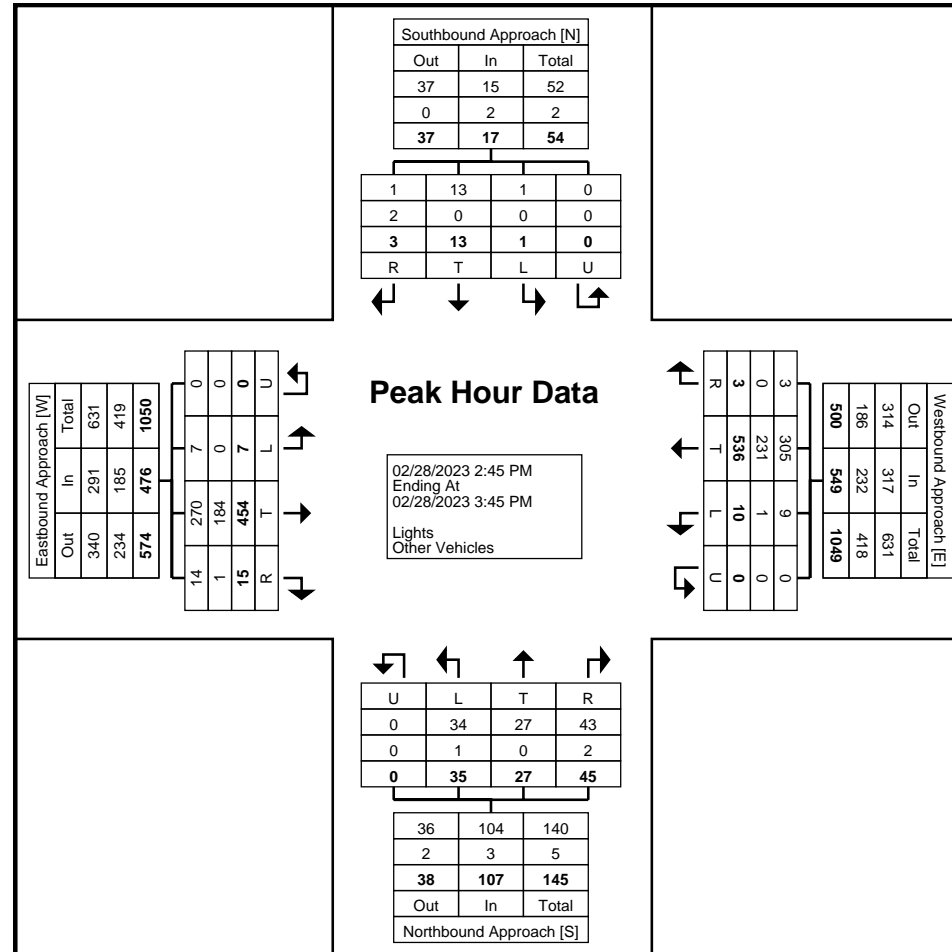
Start Time	Southbound Approach Southbound					Westbound Approach Westbound					Northbound Approach Northbound					Eastbound Approach Eastbound					Int. Total
	Right	Thru	Left	U-Turn	App. Total	Right	Thru	Left	U-Turn	App. Total	Right	Thru	Left	U-Turn	App. Total	Right	Thru	Left	U-Turn	App. Total	
2:45 PM	0	4	1	0	5	2	142	1	0	145	18	8	5	0	31	1	112	0	0	113	294
3:00 PM	1	0	0	0	1	0	118	4	0	122	11	4	10	0	25	3	126	5	0	134	282
3:15 PM	0	4	0	0	4	1	137	0	0	138	8	6	13	0	27	4	108	2	0	114	283
3:30 PM	2	5	0	0	7	0	139	5	0	144	8	9	7	0	24	7	108	0	0	115	290
Total	3	13	1	0	17	3	536	10	0	549	45	27	35	0	107	15	454	7	0	476	1149
Approach %	17.6	76.5	5.9	0.0	-	0.5	97.6	1.8	0.0	-	42.1	25.2	32.7	0.0	-	3.2	95.4	1.5	0.0	-	-
Total %	0.3	1.1	0.1	0.0	1.5	0.3	46.6	0.9	0.0	47.8	3.9	2.3	3.0	0.0	9.3	1.3	39.5	0.6	0.0	41.4	-
PHF	0.375	0.650	0.250	0.000	0.607	0.375	0.944	0.500	0.000	0.947	0.625	0.750	0.673	0.000	0.863	0.536	0.901	0.350	0.000	0.888	0.977
Lights	1	13	1	0	15	3	305	9	0	317	43	27	34	0	104	14	270	7	0	291	727
% Lights	33.3	100.0	100.0	-	88.2	100.0	56.9	90.0	-	57.7	95.6	100.0	97.1	-	97.2	93.3	59.5	100.0	-	61.1	63.3
Other Vehicles	2	0	0	0	2	0	231	1	0	232	2	0	1	0	3	1	184	0	0	185	422
% Other Vehicles	66.7	0.0	0.0	-	11.8	0.0	43.1	10.0	-	42.3	4.4	0.0	2.9	-	2.8	6.7	40.5	0.0	-	38.9	36.7



Ohio DOT - Traffic Operations
1606 West Broad Street

Columbus, Ohio, United States 43223
+16144667170 D01trafficcounts@dot.ohio.gov

Count Name: VAN-30-11.443
Site Code:
Start Date: 02/28/2023
Page No: 8



Turning Movement Peak Hour Data Plot (2:45 PM)



Ohio DOT - Traffic Operations
1606 West Broad Street

Columbus, Ohio, United States 43223
+16144667170 D01trafficcounts@dot.ohio.gov

Count Name: VAN-30-11.443
Site Code:
Start Date: 02/28/2023
Page No: 9

Turning Movement Peak Hour Data (7:00 AM)

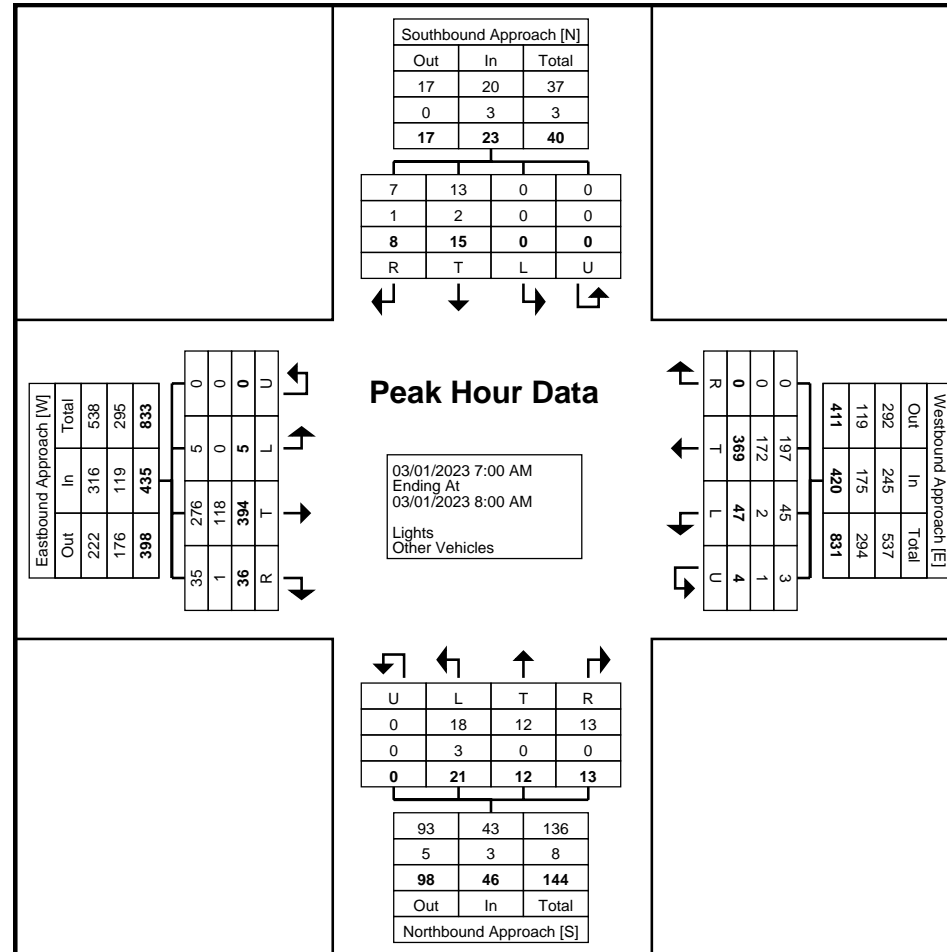
Start Time	Southbound Approach Southbound					Westbound Approach Westbound					Northbound Approach Northbound					Eastbound Approach Eastbound					Int. Total
	Right	Thru	Left	U-Turn	App. Total	Right	Thru	Left	U-Turn	App. Total	Right	Thru	Left	U-Turn	App. Total	Right	Thru	Left	U-Turn	App. Total	
7:00 AM	1	3	0	0	4	0	86	11	1	98	4	4	2	0	10	11	85	2	0	98	210
7:15 AM	2	5	0	0	7	0	85	8	0	93	3	4	10	0	17	7	92	1	0	100	217
7:30 AM	3	3	0	0	6	0	95	15	1	111	4	3	5	0	12	9	97	2	0	108	237
7:45 AM	2	4	0	0	6	0	103	13	2	118	2	1	4	0	7	9	120	0	0	129	260
Total	8	15	0	0	23	0	369	47	4	420	13	12	21	0	46	36	394	5	0	435	924
Approach %	34.8	65.2	0.0	0.0	-	0.0	87.9	11.2	1.0	-	28.3	26.1	45.7	0.0	-	8.3	90.6	1.1	0.0	-	-
Total %	0.9	1.6	0.0	0.0	2.5	0.0	39.9	5.1	0.4	45.5	1.4	1.3	2.3	0.0	5.0	3.9	42.6	0.5	0.0	47.1	-
PHF	0.667	0.750	0.000	0.000	0.821	0.000	0.896	0.783	0.500	0.890	0.813	0.750	0.525	0.000	0.676	0.818	0.821	0.625	0.000	0.843	0.888
Lights	7	13	0	0	20	0	197	45	3	245	13	12	18	0	43	35	276	5	0	316	624
% Lights	87.5	86.7	-	-	87.0	-	53.4	95.7	75.0	58.3	100.0	100.0	85.7	-	93.5	97.2	70.1	100.0	-	72.6	67.5
Other Vehicles	1	2	0	0	3	0	172	2	1	175	0	0	3	0	3	1	118	0	0	119	300
% Other Vehicles	12.5	13.3	-	-	13.0	-	46.6	4.3	25.0	41.7	0.0	0.0	14.3	-	6.5	2.8	29.9	0.0	-	27.4	32.5



Ohio DOT - Traffic Operations
1606 West Broad Street

Columbus, Ohio, United States 43223
+16144667170 D01trafficcounts@dot.ohio.gov

Count Name: VAN-30-11.443
Site Code:
Start Date: 02/28/2023
Page No: 10



Turning Movement Peak Hour Data Plot (7:00 AM)