



Ohio Department of Transportation - Safety
 1980 West Broad Street
 Mail Stop 5160
 Columbus, Ohio, United States 43223
 +16147528099 Hailey.Robey@dot.ohio.gov
 Office of Traffic Engineering

Count Name: VAN-118-5.15
 Site Code:
 Start Date: 07/12/2023
 Page No: 1

Turning Movement Data

Start Time	Southbound Approach					Westbound Approach					Northbound Approach					Eastbound Approach					Int. Total
	Southbound					Westbound					Northbound					Eastbound					
	Right	Thru	Left	U-Turn	App. Total	Right	Thru	Left	U-Turn	App. Total	Right	Thru	Left	U-Turn	App. Total	Right	Thru	Left	U-Turn	App. Total	
6:00 AM	0	3	1	0	4	0	1	0	0	1	0	27	0	0	27	0	1	1	0	2	34
6:15 AM	0	8	4	0	12	1	0	0	0	1	0	19	0	0	19	1	5	0	0	6	38
6:30 AM	0	11	1	0	12	2	1	1	0	4	3	30	0	0	33	1	4	2	0	7	56
6:45 AM	1	13	4	0	18	0	4	0	0	4	0	19	1	0	20	2	2	0	0	4	46
Hourly Total	1	35	10	0	46	3	6	1	0	10	3	95	1	0	99	4	12	3	0	19	174
7:00 AM	0	18	4	0	22	3	3	1	0	7	1	24	3	0	28	0	3	2	0	5	62
7:15 AM	0	17	4	0	21	1	5	0	0	6	2	35	0	0	37	3	6	1	0	10	74
7:30 AM	0	21	4	0	25	1	2	1	0	4	2	33	1	0	36	1	4	2	0	7	72
7:45 AM	1	17	0	0	18	1	9	1	0	11	1	30	0	0	31	0	4	0	0	4	64
Hourly Total	1	73	12	0	86	6	19	3	0	28	6	122	4	0	132	4	17	5	0	26	272
8:00 AM	1	21	8	0	30	3	1	1	0	5	0	21	1	0	22	1	7	0	0	8	65
8:15 AM	1	18	4	0	23	2	9	1	0	12	2	24	0	0	26	2	3	3	0	8	69
8:30 AM	2	16	7	0	25	0	7	0	0	7	0	31	2	0	33	2	1	1	0	4	69
8:45 AM	1	10	10	0	21	1	4	0	0	5	0	25	0	0	25	0	2	1	0	3	54
Hourly Total	5	65	29	0	99	6	21	2	0	29	2	101	3	0	106	5	13	5	0	23	257
9:00 AM	0	9	9	0	18	1	3	1	0	5	1	19	1	0	21	0	3	3	0	6	50
9:15 AM	0	24	8	0	32	1	2	0	0	3	0	27	0	0	27	1	2	2	0	5	67
9:30 AM	0	20	7	0	27	3	4	0	0	7	0	25	1	0	26	1	4	1	0	6	66
9:45 AM	0	11	8	0	19	0	4	1	0	5	0	26	0	0	26	1	3	0	0	4	54
Hourly Total	0	64	32	0	96	5	13	2	0	20	1	97	2	0	100	3	12	6	0	21	237
10:00 AM	0	18	6	0	24	3	10	0	0	13	0	17	0	0	17	1	5	1	0	7	61
10:15 AM	0	23	5	0	28	7	7	0	0	14	0	25	0	0	25	0	4	2	0	6	73
10:30 AM	1	15	4	0	20	2	10	0	0	12	0	26	1	0	27	0	8	1	0	9	68
10:45 AM	2	20	3	0	25	0	5	1	0	6	1	17	1	0	19	1	5	1	0	7	57
Hourly Total	3	76	18	0	97	12	32	1	0	45	1	85	2	0	88	2	22	5	0	29	259
11:00 AM	2	28	3	0	33	1	7	1	0	9	2	23	0	0	25	1	8	0	0	9	76
11:15 AM	1	36	2	0	39	3	8	1	0	12	3	31	1	0	35	0	6	2	0	8	94
11:30 AM	3	32	4	0	39	1	8	0	0	9	2	25	3	0	30	1	4	0	0	5	83
11:45 AM	0	24	8	0	32	0	5	2	0	7	1	28	0	0	29	1	3	3	0	7	75
Hourly Total	6	120	17	0	143	5	28	4	0	37	8	107	4	0	119	3	21	5	0	29	328
12:00 PM	0	28	3	0	31	1	5	0	0	6	0	32	0	0	32	2	2	1	0	5	74
12:15 PM	2	29	5	0	36	4	9	0	0	13	0	30	0	0	30	1	4	0	0	5	84
12:30 PM	0	26	5	0	31	2	9	2	0	13	0	22	1	0	23	1	0	3	0	4	71
12:45 PM	0	36	9	0	45	0	5	1	0	6	2	31	1	0	34	1	5	1	0	7	92
Hourly Total	2	119	22	0	143	7	28	3	0	38	2	115	2	0	119	5	11	5	0	21	321

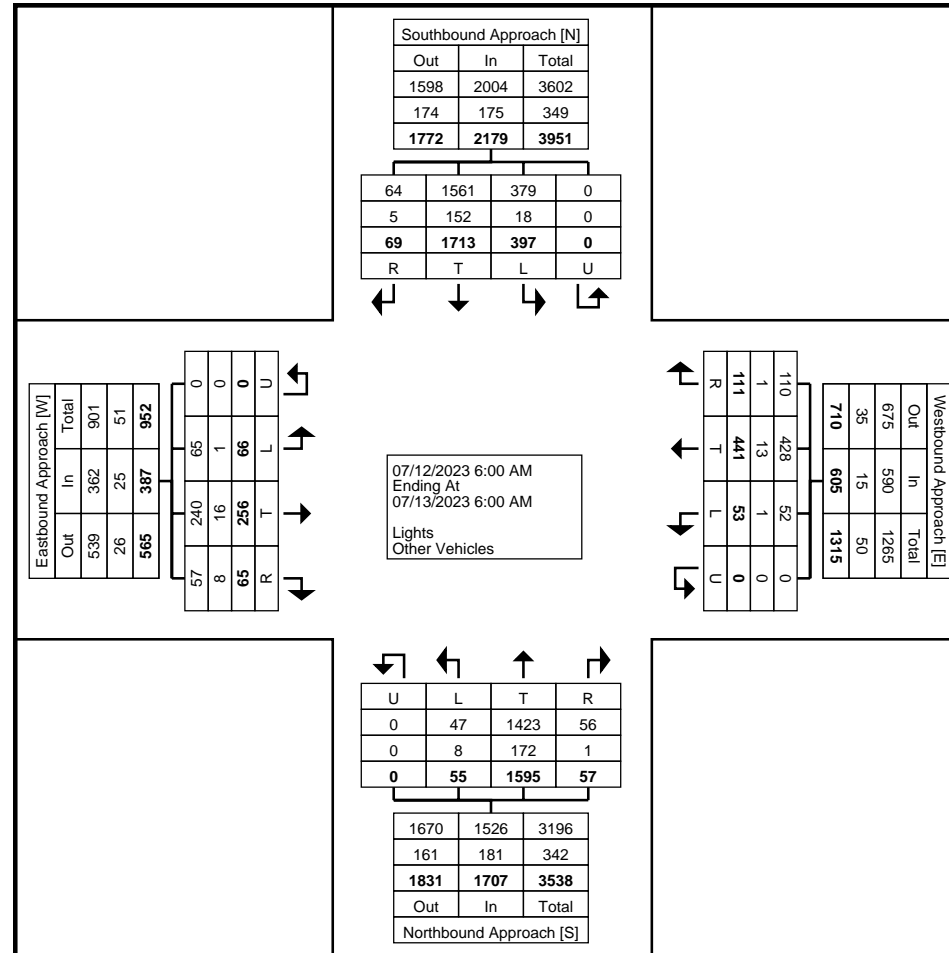
1:00 PM	1	34	8	0	43	1	5	0	0	6	1	23	0	0	24	0	6	0	0	6	79
1:15 PM	1	31	7	0	39	2	9	0	0	11	0	25	1	0	26	3	5	1	0	9	85
1:30 PM	1	33	16	0	50	3	1	0	0	4	0	27	0	0	27	0	5	1	0	6	87
1:45 PM	0	27	3	0	30	2	6	1	0	9	1	23	0	0	24	2	5	2	0	9	72
Hourly Total	3	125	34	0	162	8	21	1	0	30	2	98	1	0	101	5	21	4	0	30	323
2:00 PM	4	30	10	0	44	2	12	1	0	15	2	21	0	0	23	2	5	1	0	8	90
2:15 PM	0	29	9	0	38	1	10	1	0	12	0	23	2	0	25	1	0	1	0	2	77
2:30 PM	1	36	5	0	42	3	7	1	0	11	0	32	0	0	32	2	6	0	0	8	93
2:45 PM	1	43	9	0	53	1	3	2	0	6	2	23	3	0	28	2	3	0	0	5	92
Hourly Total	6	138	33	0	177	7	32	5	0	44	4	99	5	0	108	7	14	2	0	23	352
3:00 PM	1	47	9	0	57	4	5	1	0	10	1	27	2	0	30	1	6	1	0	8	105
3:15 PM	2	42	9	0	53	3	12	1	0	16	0	25	2	0	27	1	4	1	0	6	102
3:30 PM	3	45	6	0	54	2	10	2	0	14	0	25	3	0	28	2	8	0	0	10	106
3:45 PM	4	44	7	0	55	1	20	1	0	22	0	24	0	0	24	1	3	1	0	5	106
Hourly Total	10	178	31	0	219	10	47	5	0	62	1	101	7	0	109	5	21	3	0	29	419
4:00 PM	2	38	9	0	49	2	6	0	0	8	1	40	0	0	41	0	5	0	0	5	103
4:15 PM	0	42	14	0	56	2	13	1	0	16	2	30	1	0	33	3	8	1	0	12	117
4:30 PM	0	42	6	0	48	5	10	0	0	15	2	33	3	0	38	0	6	4	0	10	111
4:45 PM	2	29	5	0	36	2	8	1	0	11	0	26	3	0	29	2	6	1	0	9	85
Hourly Total	4	151	34	0	189	11	37	2	0	50	5	129	7	0	141	5	25	6	0	36	416
5:00 PM	2	56	6	0	64	2	10	1	0	13	1	24	1	0	26	1	5	0	0	6	109
5:15 PM	3	48	7	0	58	2	9	1	0	12	2	29	0	0	31	1	4	0	0	5	106
5:30 PM	1	37	10	0	48	2	13	2	0	17	0	19	0	0	19	1	10	1	0	12	96
5:45 PM	1	28	8	0	37	0	3	1	0	4	0	16	1	0	17	1	2	1	0	4	62
Hourly Total	7	169	31	0	207	6	35	5	0	46	3	88	2	0	93	4	21	2	0	27	373
6:00 PM	4	27	5	0	36	0	9	1	0	10	1	20	0	0	21	1	1	0	0	2	69
6:15 PM	1	30	4	0	35	0	3	0	0	3	0	22	1	0	23	3	3	1	0	7	68
6:30 PM	0	31	4	0	35	0	6	1	0	7	2	17	1	0	20	1	6	0	0	7	69
6:45 PM	0	23	4	0	27	3	5	3	0	11	1	21	0	0	22	0	2	4	0	6	66
Hourly Total	5	111	17	0	133	3	23	5	0	31	4	80	2	0	86	5	12	5	0	22	272
7:00 PM	1	23	3	0	27	2	6	1	0	9	2	15	1	0	18	0	2	2	0	4	58
7:15 PM	2	24	4	0	30	2	9	0	0	11	3	6	1	0	10	0	2	0	0	2	53
7:30 PM	2	22	5	0	29	0	4	1	0	5	0	11	0	0	11	0	1	0	0	1	46
7:45 PM	0	19	8	0	27	1	5	2	0	8	0	13	0	0	13	0	1	0	0	1	49
Hourly Total	5	88	20	0	113	5	24	4	0	33	5	45	2	0	52	0	6	2	0	8	206
8:00 PM	3	19	4	0	26	1	10	0	0	11	1	8	0	0	9	0	0	0	0	0	46
8:15 PM	0	14	4	0	18	0	7	0	0	7	2	11	0	0	13	1	2	1	0	4	42
8:30 PM	1	16	5	0	22	2	4	2	0	8	0	9	1	0	10	0	2	0	0	2	42
8:45 PM	1	12	3	0	16	1	4	1	0	6	3	9	1	0	13	0	1	0	0	1	36
Hourly Total	5	61	16	0	82	4	25	3	0	32	6	37	2	0	45	1	5	1	0	7	166
9:00 PM	1	12	4	0	17	3	6	0	0	9	1	14	0	0	15	0	2	0	0	2	43
9:15 PM	0	11	5	0	16	1	3	0	0	4	0	8	1	0	9	0	4	1	0	5	34
9:30 PM	0	8	2	0	10	1	5	0	0	6	0	12	0	0	12	0	2	1	0	3	31
9:45 PM	0	6	5	0	11	1	2	0	0	3	1	5	0	0	6	0	4	2	0	6	26
Hourly Total	1	37	16	0	54	6	16	0	0	22	2	39	1	0	42	0	12	4	0	16	134
10:00 PM	1	5	1	0	7	0	3	0	0	3	0	10	0	0	10	0	0	1	0	1	21
10:15 PM	1	5	1	0	7	0	3	0	0	3	0	8	0	0	8	0	1	1	0	2	20
10:30 PM	2	6	0	0	8	0	1	0	0	1	0	6	0	0	6	0	0	0	0	0	15
10:45 PM	1	2	1	0	4	0	1	2	0	3	0	3	0	0	3	0	1	0	0	1	11
Hourly Total	5	18	3	0	26	0	8	2	0	10	0	27	0	0	27	0	2	2	0	4	67
11:00 PM	0	7	0	0	7	1	1	0	0	2	0	0	0	0	0	0	0	0	0	0	9
11:15 PM	0	5	1	0	6	0	2	0	0	2	0	2	1	0	3	0	0	0	0	0	11

11:30 PM	0	3	1	0	4	0	0	0	0	0	0	7	2	0	9	0	0	0	0	0	13
11:45 PM	0	4	2	0	6	0	1	1	0	2	0	2	0	0	2	0	0	0	0	0	10
Hourly Total	0	19	4	0	23	1	4	1	0	6	0	11	3	0	14	0	0	0	0	0	43
12:00 AM	0	3	0	0	3	0	1	0	0	1	0	4	0	0	4	1	0	0	0	1	9
12:15 AM	0	1	0	0	1	0	1	1	0	2	0	12	2	0	14	0	0	0	0	0	17
12:30 AM	0	4	0	0	4	0	0	0	0	0	0	3	0	0	3	0	0	0	0	0	7
12:45 AM	0	1	0	0	1	0	1	1	0	2	0	3	0	0	3	0	0	0	0	0	6
Hourly Total	0	9	0	0	9	0	3	2	0	5	0	22	2	0	24	1	0	0	0	1	39
1:00 AM	0	1	1	0	2	0	1	0	0	1	0	2	0	0	2	0	0	0	0	0	5
1:15 AM	0	1	0	0	1	0	0	0	0	0	0	0	0	0	0	0	1	0	0	1	2
1:30 AM	0	1	0	0	1	0	1	0	0	1	0	1	0	0	1	0	0	0	0	0	3
1:45 AM	0	0	0	0	0	0	1	0	0	1	0	1	0	0	1	0	0	0	0	0	2
Hourly Total	0	3	1	0	4	0	3	0	0	3	0	4	0	0	4	0	1	0	0	1	12
2:00 AM	0	0	0	0	0	0	0	0	0	0	0	2	0	0	2	0	0	0	0	0	2
2:15 AM	0	0	0	0	0	0	0	0	0	0	0	2	0	0	2	0	0	0	0	0	2
2:30 AM	0	0	1	0	1	0	0	0	0	0	0	0	0	0	0	0	0	0	0	0	1
2:45 AM	0	1	1	0	2	0	0	0	0	0	0	1	0	0	1	0	0	0	0	0	3
Hourly Total	0	1	2	0	3	0	0	0	0	0	0	5	0	0	5	0	0	0	0	0	8
3:00 AM	0	3	1	0	4	0	0	0	0	0	0	0	0	0	0	0	0	0	0	0	4
3:15 AM	0	1	0	0	1	0	1	0	0	1	0	4	0	0	4	0	1	0	0	1	7
3:30 AM	0	2	1	0	3	3	3	0	0	6	0	3	0	0	3	0	0	0	0	0	12
3:45 AM	0	1	0	0	1	1	0	0	0	1	0	3	0	0	3	1	0	0	0	1	6
Hourly Total	0	7	2	0	9	4	4	0	0	8	0	10	0	0	10	1	1	0	0	2	29
4:00 AM	0	1	0	0	1	1	2	0	0	3	0	4	0	0	4	0	0	0	0	0	8
4:15 AM	0	4	1	0	5	0	1	1	0	2	0	6	0	0	6	0	0	0	0	0	13
4:30 AM	0	0	0	0	0	1	2	0	0	3	0	5	1	0	6	1	0	1	0	2	11
4:45 AM	0	5	0	0	5	0	0	0	0	0	1	5	0	0	6	0	2	0	0	2	13
Hourly Total	0	10	1	0	11	2	5	1	0	8	1	20	1	0	22	1	2	1	0	4	45
5:00 AM	0	4	2	0	6	0	3	0	0	3	0	17	0	0	17	1	0	0	0	1	27
5:15 AM	0	16	4	0	20	0	2	1	0	3	1	9	2	0	12	1	2	0	0	3	38
5:30 AM	0	8	3	0	11	0	1	0	0	1	0	22	0	0	22	1	0	0	0	1	35
5:45 AM	0	8	3	0	11	0	1	0	0	1	0	10	0	0	10	1	3	0	0	4	26
Hourly Total	0	36	12	0	48	0	7	1	0	8	1	58	2	0	61	4	5	0	0	9	126
Grand Total	69	1713	397	0	2179	111	441	53	0	605	57	1595	55	0	1707	65	256	66	0	387	4878
Approach %	3.2	78.6	18.2	0.0	-	18.3	72.9	8.8	0.0	-	3.3	93.4	3.2	0.0	-	16.8	66.1	17.1	0.0	-	-
Total %	1.4	35.1	8.1	0.0	44.7	2.3	9.0	1.1	0.0	12.4	1.2	32.7	1.1	0.0	35.0	1.3	5.2	1.4	0.0	7.9	-
Lights	64	1561	379	0	2004	110	428	52	0	590	56	1423	47	0	1526	57	240	65	0	362	4482
% Lights	92.8	91.1	95.5	-	92.0	99.1	97.1	98.1	-	97.5	98.2	89.2	85.5	-	89.4	87.7	93.8	98.5	-	93.5	91.9
Other Vehicles	5	152	18	0	175	1	13	1	0	15	1	172	8	0	181	8	16	1	0	25	396
% Other Vehicles	7.2	8.9	4.5	-	8.0	0.9	2.9	1.9	-	2.5	1.8	10.8	14.5	-	10.6	12.3	6.3	1.5	-	6.5	8.1



Ohio Department of Transportation - Safety
 1980 West Broad Street
 Mail Stop 5160
 Columbus, Ohio, United States 43223
 +16147528099 Hailey.Robey@dot.ohio.gov
 Office of Traffic Engineering

Count Name: VAN-118-5.15
 Site Code:
 Start Date: 07/12/2023
 Page No: 4



Turning Movement Data Plot



Ohio Department of Transportation - Safety
 1980 West Broad Street
 Mail Stop 5160
 Columbus, Ohio, United States 43223
 +16147528099 Hailey.Robey@dot.ohio.gov
 Office of Traffic Engineering

Count Name: VAN-118-5.15
 Site Code:
 Start Date: 07/12/2023
 Page No: 5

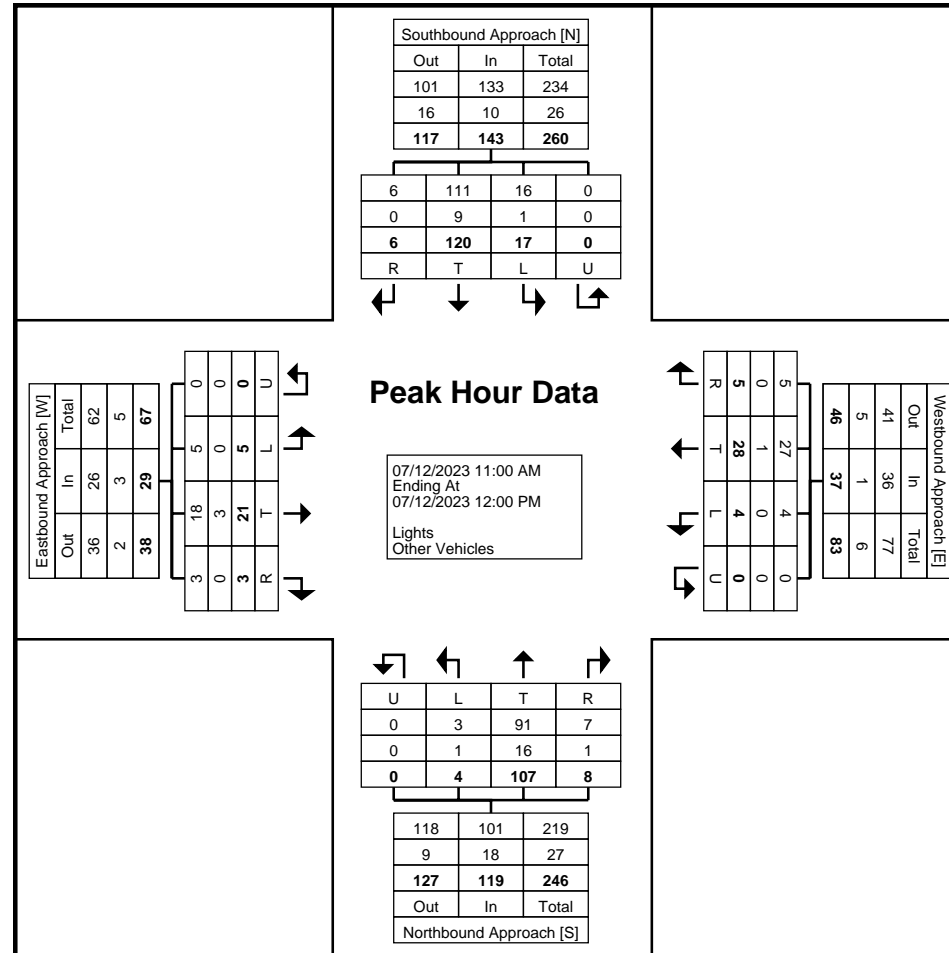
Turning Movement Peak Hour Data (11:00 AM)

Start Time	Southbound Approach					Westbound Approach					Northbound Approach					Eastbound Approach					Int. Total
	Southbound					Westbound					Northbound					Eastbound					
	Right	Thru	Left	U-Turn	App. Total	Right	Thru	Left	U-Turn	App. Total	Right	Thru	Left	U-Turn	App. Total	Right	Thru	Left	U-Turn	App. Total	
11:00 AM	2	28	3	0	33	1	7	1	0	9	2	23	0	0	25	1	8	0	0	9	76
11:15 AM	1	36	2	0	39	3	8	1	0	12	3	31	1	0	35	0	6	2	0	8	94
11:30 AM	3	32	4	0	39	1	8	0	0	9	2	25	3	0	30	1	4	0	0	5	83
11:45 AM	0	24	8	0	32	0	5	2	0	7	1	28	0	0	29	1	3	3	0	7	75
Total	6	120	17	0	143	5	28	4	0	37	8	107	4	0	119	3	21	5	0	29	328
Approach %	4.2	83.9	11.9	0.0	-	13.5	75.7	10.8	0.0	-	6.7	89.9	3.4	0.0	-	10.3	72.4	17.2	0.0	-	-
Total %	1.8	36.6	5.2	0.0	43.6	1.5	8.5	1.2	0.0	11.3	2.4	32.6	1.2	0.0	36.3	0.9	6.4	1.5	0.0	8.8	-
PHF	0.500	0.833	0.531	0.000	0.917	0.417	0.875	0.500	0.000	0.771	0.667	0.863	0.333	0.000	0.850	0.750	0.656	0.417	0.000	0.806	0.872
Lights	6	111	16	0	133	5	27	4	0	36	7	91	3	0	101	3	18	5	0	26	296
% Lights	100.0	92.5	94.1	-	93.0	100.0	96.4	100.0	-	97.3	87.5	85.0	75.0	-	84.9	100.0	85.7	100.0	-	89.7	90.2
Other Vehicles	0	9	1	0	10	0	1	0	0	1	1	16	1	0	18	0	3	0	0	3	32
% Other Vehicles	0.0	7.5	5.9	-	7.0	0.0	3.6	0.0	-	2.7	12.5	15.0	25.0	-	15.1	0.0	14.3	0.0	-	10.3	9.8



Ohio Department of Transportation - Safety
 1980 West Broad Street
 Mail Stop 5160
 Columbus, Ohio, United States 43223
 +16147528099 Hailey.Robey@dot.ohio.gov
 Office of Traffic Engineering

Count Name: VAN-118-5.15
 Site Code:
 Start Date: 07/12/2023
 Page No: 6



Turning Movement Peak Hour Data Plot (11:00 AM)



Ohio Department of Transportation - Safety
 1980 West Broad Street
 Mail Stop 5160
 Columbus, Ohio, United States 43223
 +16147528099 Hailey.Robey@dot.ohio.gov
 Office of Traffic Engineering

Count Name: VAN-118-5.15
 Site Code:
 Start Date: 07/12/2023
 Page No: 7

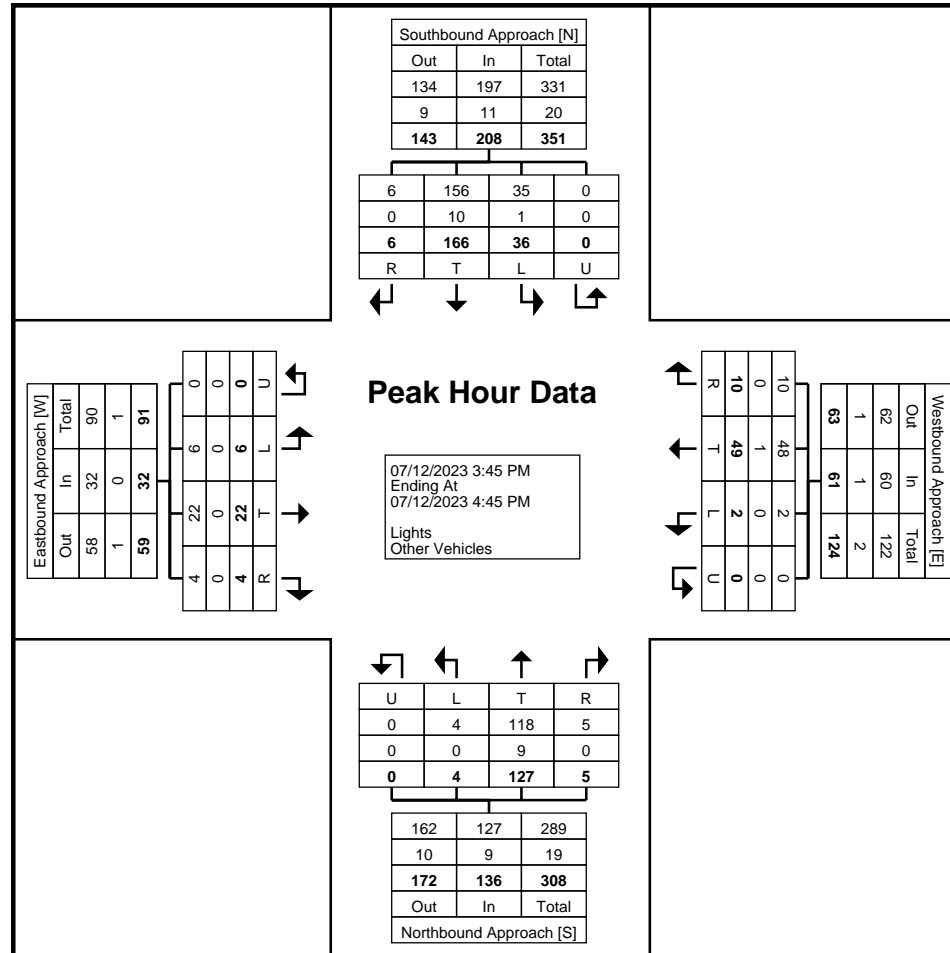
Turning Movement Peak Hour Data (3:45 PM)

Start Time	Southbound Approach					Westbound Approach					Northbound Approach					Eastbound Approach					Int. Total
	Southbound					Westbound					Northbound					Eastbound					
	Right	Thru	Left	U-Turn	App. Total	Right	Thru	Left	U-Turn	App. Total	Right	Thru	Left	U-Turn	App. Total	Right	Thru	Left	U-Turn	App. Total	
3:45 PM	4	44	7	0	55	1	20	1	0	22	0	24	0	0	24	1	3	1	0	5	106
4:00 PM	2	38	9	0	49	2	6	0	0	8	1	40	0	0	41	0	5	0	0	5	103
4:15 PM	0	42	14	0	56	2	13	1	0	16	2	30	1	0	33	3	8	1	0	12	117
4:30 PM	0	42	6	0	48	5	10	0	0	15	2	33	3	0	38	0	6	4	0	10	111
Total	6	166	36	0	208	10	49	2	0	61	5	127	4	0	136	4	22	6	0	32	437
Approach %	2.9	79.8	17.3	0.0	-	16.4	80.3	3.3	0.0	-	3.7	93.4	2.9	0.0	-	12.5	68.8	18.8	0.0	-	-
Total %	1.4	38.0	8.2	0.0	47.6	2.3	11.2	0.5	0.0	14.0	1.1	29.1	0.9	0.0	31.1	0.9	5.0	1.4	0.0	7.3	-
PHF	0.375	0.943	0.643	0.000	0.929	0.500	0.613	0.500	0.000	0.693	0.625	0.794	0.333	0.000	0.829	0.333	0.688	0.375	0.000	0.667	0.934
Lights	6	156	35	0	197	10	48	2	0	60	5	118	4	0	127	4	22	6	0	32	416
% Lights	100.0	94.0	97.2	-	94.7	100.0	98.0	100.0	-	98.4	100.0	92.9	100.0	-	93.4	100.0	100.0	100.0	-	100.0	95.2
Other Vehicles	0	10	1	0	11	0	1	0	0	1	0	9	0	0	9	0	0	0	0	0	21
% Other Vehicles	0.0	6.0	2.8	-	5.3	0.0	2.0	0.0	-	1.6	0.0	7.1	0.0	-	6.6	0.0	0.0	0.0	-	0.0	4.8



Ohio Department of Transportation - Safety
 1980 West Broad Street
 Mail Stop 5160
 Columbus, Ohio, United States 43223
 +16147528099 Hailey.Robey@dot.ohio.gov
 Office of Traffic Engineering

Count Name: VAN-118-5.15
 Site Code:
 Start Date: 07/12/2023
 Page No: 8



Turning Movement Peak Hour Data Plot (3:45 PM)



Ohio Department of Transportation - Safety
 1980 West Broad Street
 Mail Stop 5160
 Columbus, Ohio, United States 43223
 +16147528099 Hailey.Robey@dot.ohio.gov
 Office of Traffic Engineering

Count Name: VAN-118-5.15
 Site Code:
 Start Date: 07/12/2023
 Page No: 9

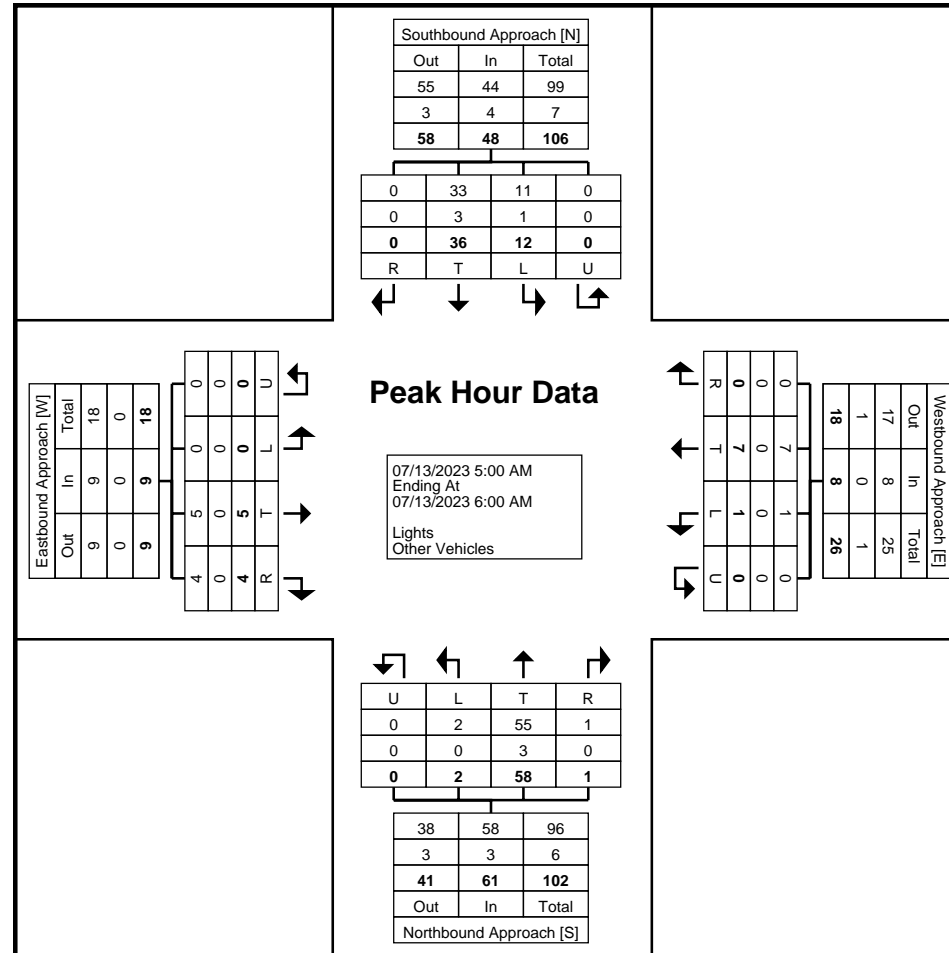
Turning Movement Peak Hour Data (5:00 AM)

Start Time	Southbound Approach					Westbound Approach					Northbound Approach					Eastbound Approach					Int. Total
	Right	Thru	Left	U-Turn	App. Total	Right	Thru	Left	U-Turn	App. Total	Right	Thru	Left	U-Turn	App. Total	Right	Thru	Left	U-Turn	App. Total	
5:00 AM	0	4	2	0	6	0	3	0	0	3	0	17	0	0	17	1	0	0	0	1	27
5:15 AM	0	16	4	0	20	0	2	1	0	3	1	9	2	0	12	1	2	0	0	3	38
5:30 AM	0	8	3	0	11	0	1	0	0	1	0	22	0	0	22	1	0	0	0	1	35
5:45 AM	0	8	3	0	11	0	1	0	0	1	0	10	0	0	10	1	3	0	0	4	26
Total	0	36	12	0	48	0	7	1	0	8	1	58	2	0	61	4	5	0	0	9	126
Approach %	0.0	75.0	25.0	0.0	-	0.0	87.5	12.5	0.0	-	1.6	95.1	3.3	0.0	-	44.4	55.6	0.0	0.0	-	-
Total %	0.0	28.6	9.5	0.0	38.1	0.0	5.6	0.8	0.0	6.3	0.8	46.0	1.6	0.0	48.4	3.2	4.0	0.0	0.0	7.1	-
PHF	0.000	0.563	0.750	0.000	0.600	0.000	0.583	0.250	0.000	0.667	0.250	0.659	0.250	0.000	0.693	1.000	0.417	0.000	0.000	0.563	0.829
Lights	0	33	11	0	44	0	7	1	0	8	1	55	2	0	58	4	5	0	0	9	119
% Lights	-	91.7	91.7	-	91.7	-	100.0	100.0	-	100.0	100.0	94.8	100.0	-	95.1	100.0	100.0	-	-	100.0	94.4
Other Vehicles	0	3	1	0	4	0	0	0	0	0	0	3	0	0	3	0	0	0	0	0	7
% Other Vehicles	-	8.3	8.3	-	8.3	-	0.0	0.0	-	0.0	0.0	5.2	0.0	-	4.9	0.0	0.0	-	-	0.0	5.6



Ohio Department of Transportation - Safety
 1980 West Broad Street
 Mail Stop 5160
 Columbus, Ohio, United States 43223
 +16147528099 Hailey.Robey@dot.ohio.gov
 Office of Traffic Engineering

Count Name: VAN-118-5.15
 Site Code:
 Start Date: 07/12/2023
 Page No: 10



Turning Movement Peak Hour Data Plot (5:00 AM)