



Ohio DOT - Traffic Operations  
1606 West Broad Street

Columbus, Ohio, United States 43223  
+16144667170 D01trafficcounts@dot.ohio.gov

Count Name: DEF-SR 15 @ SR 18  
Site Code:  
Start Date: 05/23/2023  
Page No: 1

### Turning Movement Data

Start Time	Southbound Approach Southbound				Northbound Approach Northbound				Eastbound Approach Eastbound				Int. Total
	Right	Thru	U-Turn	App. Total	Thru	Left	U-Turn	App. Total	Right	Left	U-Turn	App. Total	
12:00 PM	1	45	0	46	64	27	0	91	37	1	0	38	175
12:15 PM	3	63	0	66	67	24	0	91	20	0	0	20	177
12:30 PM	1	46	0	47	61	25	0	86	26	2	0	28	161
12:45 PM	0	59	0	59	51	21	0	72	26	0	0	26	157
Hourly Total	5	213	0	218	243	97	0	340	109	3	0	112	670
1:00 PM	0	60	0	60	66	32	0	98	26	0	0	26	184
1:15 PM	3	65	0	68	75	23	0	98	18	2	0	20	186
1:30 PM	1	63	0	64	49	18	0	67	33	1	0	34	165
1:45 PM	0	66	0	66	59	37	0	96	24	0	0	24	186
Hourly Total	4	254	0	258	249	110	0	359	101	3	0	104	721
2:00 PM	1	52	0	53	73	29	0	102	31	1	0	32	187
2:15 PM	0	64	0	64	56	29	0	85	22	0	0	22	171
2:30 PM	5	71	0	76	86	32	0	118	29	0	0	29	223
2:45 PM	2	64	0	66	66	29	0	95	28	2	0	30	191
Hourly Total	8	251	0	259	281	119	0	400	110	3	0	113	772
3:00 PM	1	71	0	72	55	49	0	104	33	2	0	35	211
3:15 PM	1	108	0	109	60	36	0	96	24	1	0	25	230
3:30 PM	6	101	0	107	82	52	0	134	39	1	0	40	281
3:45 PM	3	85	0	88	75	45	0	120	38	4	0	42	250
Hourly Total	11	365	0	376	272	182	0	454	134	8	0	142	972
4:00 PM	2	64	0	66	102	33	0	135	29	2	0	31	232
4:15 PM	3	76	0	79	92	41	0	133	41	2	0	43	255
4:30 PM	1	92	0	93	98	35	0	133	40	1	0	41	267
4:45 PM	2	106	0	108	109	30	0	139	41	0	0	41	288
Hourly Total	8	338	0	346	401	139	0	540	151	5	0	156	1042
5:00 PM	2	85	0	87	92	46	0	138	35	2	0	37	262
5:15 PM	1	80	0	81	77	40	0	117	23	2	0	25	223
5:30 PM	0	61	0	61	70	34	0	104	35	0	0	35	200
5:45 PM	1	69	0	70	64	44	0	108	17	4	0	21	199
Hourly Total	4	295	0	299	303	164	0	467	110	8	0	118	884
6:00 PM	1	53	0	54	72	23	0	95	20	1	0	21	170
6:15 PM	1	52	0	53	68	18	0	86	20	2	0	22	161
6:30 PM	2	45	0	47	57	18	0	75	12	1	0	13	135
6:45 PM	2	53	0	55	52	18	0	70	26	0	0	26	151
Hourly Total	6	203	0	209	249	77	0	326	78	4	0	82	617
7:00 PM	1	59	0	60	54	28	0	82	20	1	0	21	163

7:15 PM	3	43	0	46	59	34	0	93	10	0	0	10	149
7:30 PM	0	27	0	27	59	14	0	73	18	1	0	19	119
7:45 PM	1	26	0	27	44	21	0	65	6	1	0	7	99
Hourly Total	5	155	0	160	216	97	0	313	54	3	0	57	530
8:00 PM	2	23	0	25	29	23	0	52	12	1	0	13	90
8:15 PM	3	14	0	17	43	19	0	62	27	1	0	28	107
8:30 PM	1	44	0	45	32	21	0	53	20	0	0	20	118
8:45 PM	0	41	0	41	37	38	0	75	24	4	0	28	144
Hourly Total	6	122	0	128	141	101	0	242	83	6	0	89	459
9:00 PM	1	29	0	30	28	13	0	41	8	0	0	8	79
9:15 PM	0	30	0	30	29	13	0	42	7	2	0	9	81
9:30 PM	0	20	0	20	22	7	0	29	5	2	0	7	56
9:45 PM	0	17	0	17	28	9	0	37	7	0	0	7	61
Hourly Total	1	96	0	97	107	42	0	149	27	4	0	31	277
10:00 PM	0	14	0	14	27	6	0	33	8	0	0	8	55
10:15 PM	0	16	0	16	9	12	0	21	5	0	0	5	42
10:30 PM	0	7	0	7	15	7	0	22	5	0	0	5	34
10:45 PM	1	8	0	9	11	0	0	11	2	0	0	2	22
Hourly Total	1	45	0	46	62	25	0	87	20	0	0	20	153
11:00 PM	0	6	0	6	11	10	0	21	3	0	0	3	30
11:15 PM	1	14	0	15	18	10	0	28	4	0	0	4	47
11:30 PM	0	16	0	16	13	2	0	15	3	0	0	3	34
11:45 PM	0	6	0	6	3	0	0	3	1	0	0	1	10
Hourly Total	1	42	0	43	45	22	0	67	11	0	0	11	121
12:00 AM	0	4	0	4	13	6	0	19	0	0	0	0	23
12:15 AM	0	11	0	11	7	3	0	10	1	0	0	1	22
12:30 AM	0	1	0	1	6	2	0	8	0	0	0	0	9
12:45 AM	0	6	0	6	2	2	0	4	3	0	0	3	13
Hourly Total	0	22	0	22	28	13	0	41	4	0	0	4	67
1:00 AM	0	9	0	9	3	2	0	5	0	0	0	0	14
1:15 AM	0	7	0	7	3	2	0	5	1	0	0	1	13
1:30 AM	0	4	0	4	3	0	0	3	1	0	0	1	8
1:45 AM	0	3	0	3	2	1	0	3	4	0	0	4	10
Hourly Total	0	23	0	23	11	5	0	16	6	0	0	6	45
2:00 AM	0	2	0	2	0	2	0	2	0	0	0	0	4
2:15 AM	0	6	0	6	5	0	0	5	0	0	0	0	11
2:30 AM	0	1	0	1	3	2	0	5	2	1	0	3	9
2:45 AM	0	3	0	3	5	1	0	6	1	0	0	1	10
Hourly Total	0	12	0	12	13	5	0	18	3	1	0	4	34
3:00 AM	0	4	0	4	0	0	0	0	0	0	0	0	4
3:15 AM	0	5	0	5	3	1	0	4	2	0	0	2	11
3:30 AM	0	7	0	7	2	1	0	3	2	0	0	2	12
3:45 AM	0	7	0	7	8	3	0	11	2	0	0	2	20
Hourly Total	0	23	0	23	13	5	0	18	6	0	0	6	47
4:00 AM	0	3	0	3	12	5	0	17	3	0	0	3	23
4:15 AM	0	10	0	10	12	4	0	16	3	0	0	3	29
4:30 AM	0	9	0	9	7	1	0	8	6	0	0	6	23
4:45 AM	0	7	0	7	9	1	0	10	9	0	0	9	26
Hourly Total	0	29	0	29	40	11	0	51	21	0	0	21	101
5:00 AM	0	13	0	13	19	1	0	20	6	0	0	6	39
5:15 AM	0	19	0	19	19	5	0	24	11	3	0	14	57
5:30 AM	0	23	0	23	13	7	0	20	14	1	0	15	58

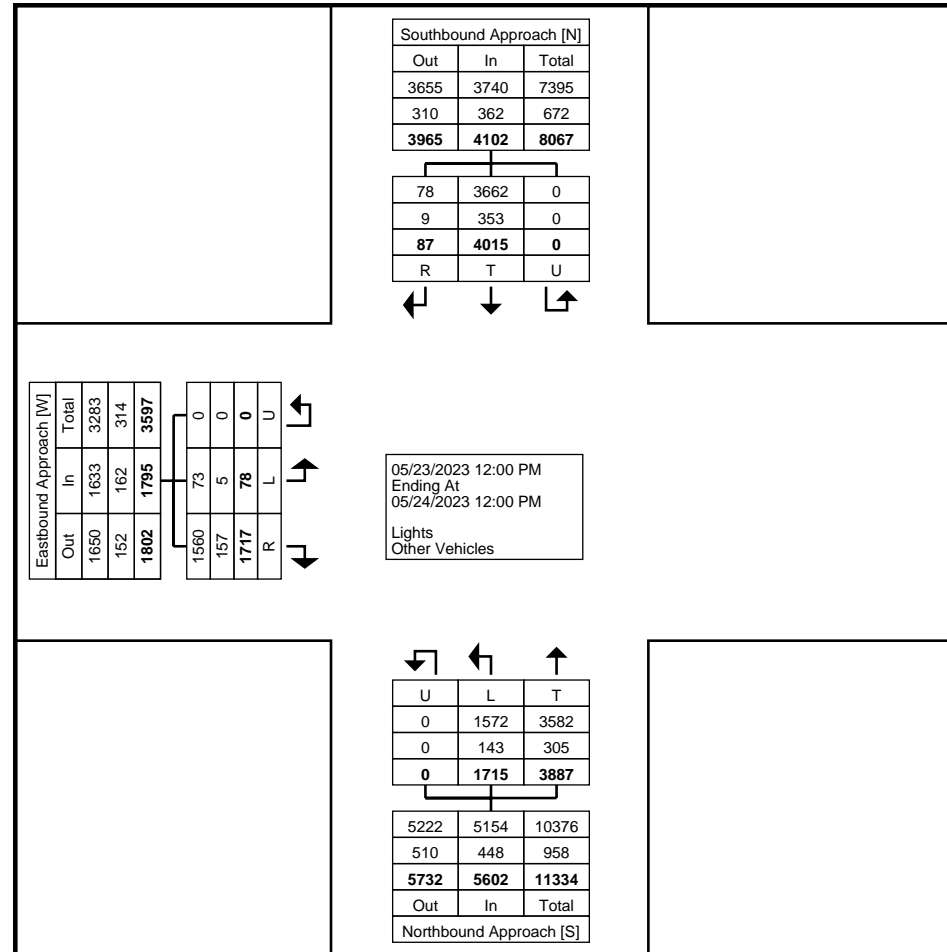
5:45 AM	0	38	0	38	29	7	0	36	15	0	0	15	89
Hourly Total	0	93	0	93	80	20	0	100	46	4	0	50	243
6:00 AM	0	36	0	36	32	10	0	42	19	0	0	19	97
6:15 AM	0	33	0	33	38	10	0	48	18	2	0	20	101
6:30 AM	2	51	0	53	40	17	0	57	27	0	0	27	137
6:45 AM	0	60	0	60	37	14	0	51	33	0	0	33	144
Hourly Total	2	180	0	182	147	51	0	198	97	2	0	99	479
7:00 AM	0	40	0	40	60	19	0	79	16	0	0	16	135
7:15 AM	2	67	0	69	65	22	0	87	33	1	0	34	190
7:30 AM	1	84	0	85	55	23	0	78	24	1	0	25	188
7:45 AM	0	84	0	84	53	17	0	70	34	5	0	39	193
Hourly Total	3	275	0	278	233	81	0	314	107	7	0	114	706
8:00 AM	3	68	0	71	63	24	0	87	32	2	0	34	192
8:15 AM	2	85	0	87	39	18	0	57	33	1	0	34	178
8:30 AM	0	69	0	69	50	18	0	68	34	0	0	34	171
8:45 AM	2	69	0	71	46	13	0	59	23	1	0	24	154
Hourly Total	7	291	0	298	198	73	0	271	122	4	0	126	695
9:00 AM	3	53	0	56	36	23	0	59	26	0	0	26	141
9:15 AM	1	60	0	61	37	20	0	57	22	0	0	22	140
9:30 AM	2	54	0	56	35	20	0	55	39	2	0	41	152
9:45 AM	1	60	0	61	44	20	0	64	25	1	0	26	151
Hourly Total	7	227	0	234	152	83	0	235	112	3	0	115	584
10:00 AM	0	51	0	51	53	23	0	76	18	1	0	19	146
10:15 AM	3	46	0	49	50	22	0	72	24	1	0	25	146
10:30 AM	1	58	0	59	64	17	0	81	31	1	0	32	172
10:45 AM	0	79	0	79	60	23	0	83	25	0	0	25	187
Hourly Total	4	234	0	238	227	85	0	312	98	3	0	101	651
11:00 AM	1	61	0	62	49	21	0	70	27	2	0	29	161
11:15 AM	1	67	0	68	34	23	0	57	29	2	0	31	156
11:30 AM	1	46	0	47	43	34	0	77	22	3	0	25	149
11:45 AM	1	53	0	54	50	30	0	80	29	0	0	29	163
Hourly Total	4	227	0	231	176	108	0	284	107	7	0	114	629
Grand Total	87	4015	0	4102	3887	1715	0	5602	1717	78	0	1795	11499
Approach %	2.1	97.9	0.0	-	69.4	30.6	0.0	-	95.7	4.3	0.0	-	-
Total %	0.8	34.9	0.0	35.7	33.8	14.9	0.0	48.7	14.9	0.7	0.0	15.6	-
Lights	78	3662	0	3740	3582	1572	0	5154	1560	73	0	1633	10527
% Lights	89.7	91.2	-	91.2	92.2	91.7	-	92.0	90.9	93.6	-	91.0	91.5
Other Vehicles	9	353	0	362	305	143	0	448	157	5	0	162	972
% Other Vehicles	10.3	8.8	-	8.8	7.8	8.3	-	8.0	9.1	6.4	-	9.0	8.5



Ohio DOT - Traffic Operations  
1606 West Broad Street

Columbus, Ohio, United States 43223  
+16144667170 D01trafficcounts@dot.ohio.gov

Count Name: DEF-SR 15 @ SR 18  
Site Code:  
Start Date: 05/23/2023  
Page No: 4



Turning Movement Data Plot



Ohio DOT - Traffic Operations  
1606 West Broad Street

Columbus, Ohio, United States 43223  
+16144667170 D01trafficcounts@dot.ohio.gov

Count Name: DEF-SR 15 @ SR 18  
Site Code:  
Start Date: 05/23/2023  
Page No: 5

### Turning Movement Peak Hour Data (4:15 PM)

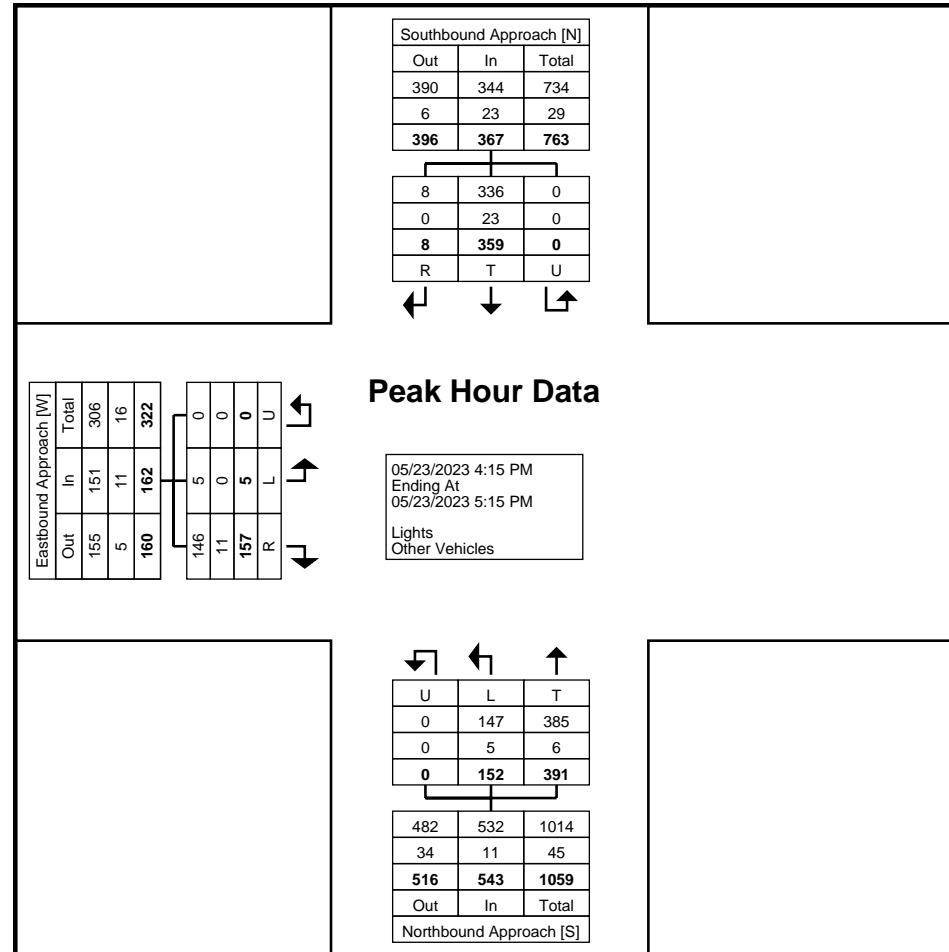
Start Time	Southbound Approach Southbound				Northbound Approach Northbound				Eastbound Approach Eastbound				Int. Total
	Right	Thru	U-Turn	App. Total	Thru	Left	U-Turn	App. Total	Right	Left	U-Turn	App. Total	
4:15 PM	3	76	0	79	92	41	0	133	41	2	0	43	255
4:30 PM	1	92	0	93	98	35	0	133	40	1	0	41	267
4:45 PM	2	106	0	108	109	30	0	139	41	0	0	41	288
5:00 PM	2	85	0	87	92	46	0	138	35	2	0	37	262
Total	8	359	0	367	391	152	0	543	157	5	0	162	1072
Approach %	2.2	97.8	0.0	-	72.0	28.0	0.0	-	96.9	3.1	0.0	-	-
Total %	0.7	33.5	0.0	34.2	36.5	14.2	0.0	50.7	14.6	0.5	0.0	15.1	-
PHF	0.667	0.847	0.000	0.850	0.897	0.826	0.000	0.977	0.957	0.625	0.000	0.942	0.931
Lights	8	336	0	344	385	147	0	532	146	5	0	151	1027
% Lights	100.0	93.6	-	93.7	98.5	96.7	-	98.0	93.0	100.0	-	93.2	95.8
Other Vehicles	0	23	0	23	6	5	0	11	11	0	0	11	45
% Other Vehicles	0.0	6.4	-	6.3	1.5	3.3	-	2.0	7.0	0.0	-	6.8	4.2



Ohio DOT - Traffic Operations  
1606 West Broad Street

Columbus, Ohio, United States 43223  
+16144667170 D01trafficcounts@dot.ohio.gov

Count Name: DEF-SR 15 @ SR 18  
Site Code:  
Start Date: 05/23/2023  
Page No: 6



Turning Movement Peak Hour Data Plot (4:15 PM)



Ohio DOT - Traffic Operations  
1606 West Broad Street

Columbus, Ohio, United States 43223  
+16144667170 D01trafficcounts@dot.ohio.gov

Count Name: DEF-SR 15 @ SR 18  
Site Code:  
Start Date: 05/23/2023  
Page No: 7

### Turning Movement Peak Hour Data (7:15 AM)

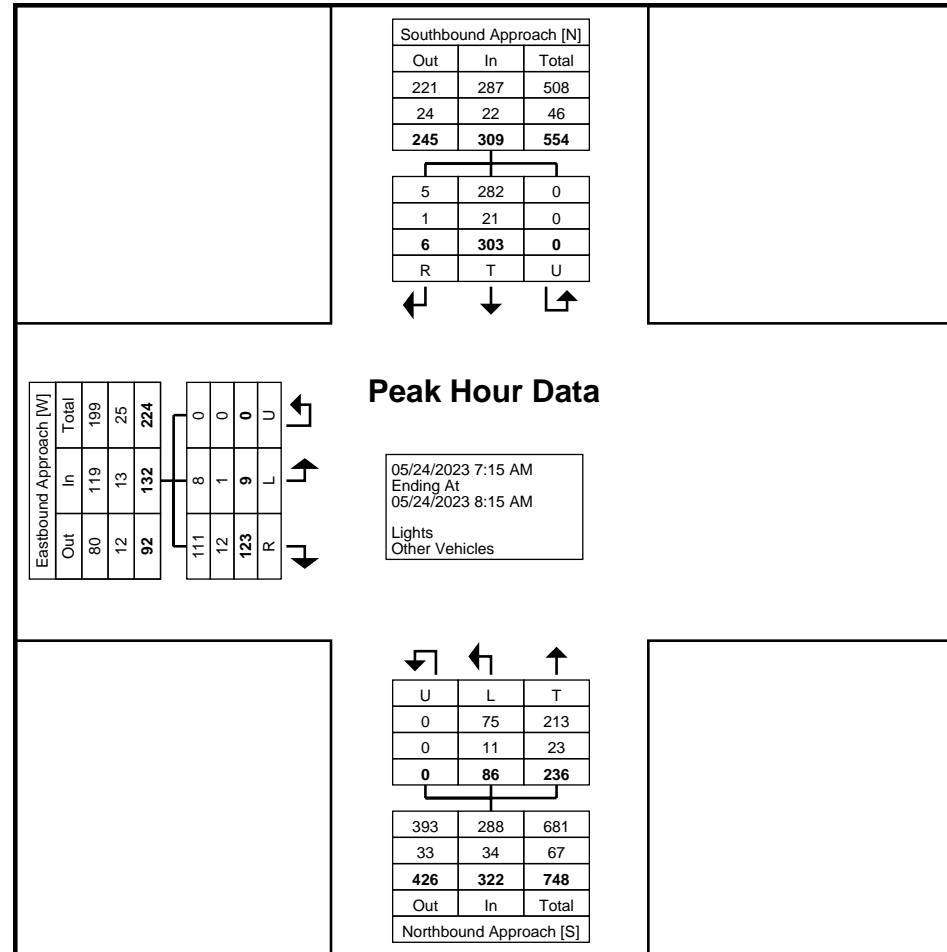
Start Time	Southbound Approach Southbound				Northbound Approach Northbound				Eastbound Approach Eastbound				Int. Total
	Right	Thru	U-Turn	App. Total	Thru	Left	U-Turn	App. Total	Right	Left	U-Turn	App. Total	
7:15 AM	2	67	0	69	65	22	0	87	33	1	0	34	190
7:30 AM	1	84	0	85	55	23	0	78	24	1	0	25	188
7:45 AM	0	84	0	84	53	17	0	70	34	5	0	39	193
8:00 AM	3	68	0	71	63	24	0	87	32	2	0	34	192
Total	6	303	0	309	236	86	0	322	123	9	0	132	763
Approach %	1.9	98.1	0.0	-	73.3	26.7	0.0	-	93.2	6.8	0.0	-	-
Total %	0.8	39.7	0.0	40.5	30.9	11.3	0.0	42.2	16.1	1.2	0.0	17.3	-
PHF	0.500	0.902	0.000	0.909	0.908	0.896	0.000	0.925	0.904	0.450	0.000	0.846	0.988
Lights	5	282	0	287	213	75	0	288	111	8	0	119	694
% Lights	83.3	93.1	-	92.9	90.3	87.2	-	89.4	90.2	88.9	-	90.2	91.0
Other Vehicles	1	21	0	22	23	11	0	34	12	1	0	13	69
% Other Vehicles	16.7	6.9	-	7.1	9.7	12.8	-	10.6	9.8	11.1	-	9.8	9.0



Ohio DOT - Traffic Operations  
1606 West Broad Street

Columbus, Ohio, United States 43223  
+16144667170 D01trafficcounts@dot.ohio.gov

Count Name: DEF-SR 15 @ SR 18  
Site Code:  
Start Date: 05/23/2023  
Page No: 8



Turning Movement Peak Hour Data Plot (7:15 AM)