



Ohio Department of Transportation - Safety  
 1980 West Broad Street  
 Mail Stop 5160  
 Columbus, Ohio, United States 43223  
 +16147528099 Hailey.Robey@dot.ohio.gov  
 Office of Traffic Engineering

Count Name: ALL-117-9.71  
 Site Code:  
 Start Date: 07/10/2024  
 Page No: 1

### Turning Movement Data

Start Time	Southbound Approach					Westbound Approach					Northbound Approach					Eastbound Approach					Int. Total
	Southbound					Westbound					Northbound					Eastbound					
	Right	Thru	Left	U-Turn	App. Total	Right	Thru	Left	U-Turn	App. Total	Right	Thru	Left	U-Turn	App. Total	Right	Thru	Left	U-Turn	App. Total	
6:00 AM	0	1	0	0	1	0	12	0	0	12	0	0	0	0	0	2	29	0	0	31	44
6:15 AM	0	7	2	0	9	0	15	0	0	15	2	3	0	0	5	0	46	0	0	46	75
6:30 AM	0	10	1	0	11	0	26	0	0	26	0	1	0	0	1	2	51	2	0	55	93
6:45 AM	2	6	1	0	9	2	24	0	0	26	2	3	0	0	5	1	38	0	0	39	79
Hourly Total	2	24	4	0	30	2	77	0	0	79	4	7	0	0	11	5	164	2	0	171	291
7:00 AM	0	4	2	0	6	1	14	0	0	15	1	3	1	0	5	1	53	0	0	54	80
7:15 AM	0	4	1	0	5	0	21	2	0	23	2	2	1	0	5	2	57	1	0	60	93
7:30 AM	1	4	1	0	6	0	27	0	0	27	4	4	1	0	9	0	60	1	0	61	103
7:45 AM	1	3	2	0	6	0	28	0	0	28	4	6	0	0	10	1	43	0	0	44	88
Hourly Total	2	15	6	0	23	1	90	2	0	93	11	15	3	0	29	4	213	2	0	219	364
8:00 AM	1	3	1	0	5	1	17	2	0	20	2	1	1	0	4	0	38	0	0	38	67
8:15 AM	0	7	0	0	7	0	16	0	0	16	4	4	1	0	9	0	42	0	0	42	74
8:30 AM	2	1	1	0	4	0	18	1	0	19	4	0	0	0	4	1	46	1	0	48	75
8:45 AM	1	3	1	0	5	1	14	3	0	18	3	2	1	0	6	0	40	1	0	41	70
Hourly Total	4	14	3	0	21	2	65	6	0	73	13	7	3	0	23	1	166	2	0	169	286
9:00 AM	0	3	2	0	5	0	15	1	0	16	3	2	1	0	6	0	40	2	0	42	69
9:15 AM	1	2	1	0	4	0	16	3	0	19	2	3	0	0	5	2	38	1	0	41	69
9:30 AM	2	1	0	0	3	1	26	1	0	28	0	2	1	0	3	1	31	1	0	33	67
9:45 AM	1	0	2	0	3	1	24	1	0	26	0	1	0	0	1	0	34	1	0	35	65
Hourly Total	4	6	5	0	15	2	81	6	0	89	5	8	2	0	15	3	143	5	0	151	270
10:00 AM	0	4	0	0	4	0	22	0	0	22	2	5	0	0	7	1	33	1	0	35	68
10:15 AM	1	1	0	0	2	0	26	0	0	26	1	2	0	0	3	0	33	0	0	33	64
10:30 AM	1	6	1	0	8	1	17	2	0	20	1	1	1	0	3	0	39	1	0	40	71
10:45 AM	0	0	0	0	0	0	22	1	0	23	0	5	0	0	5	1	30	0	0	31	59
Hourly Total	2	11	1	0	14	1	87	3	0	91	4	13	1	0	18	2	135	2	0	139	262
11:00 AM	1	1	1	0	3	0	37	3	0	40	1	2	0	0	3	0	38	2	0	40	86
11:15 AM	1	2	3	0	6	0	18	0	0	18	3	1	0	0	4	0	35	2	0	37	65
11:30 AM	2	4	2	0	8	1	27	3	0	31	0	1	0	0	1	1	31	0	0	32	72
11:45 AM	4	2	1	0	7	0	35	3	0	38	5	3	2	0	10	1	43	1	0	45	100
Hourly Total	8	9	7	0	24	1	117	9	0	127	9	7	2	0	18	2	147	5	0	154	323
12:00 PM	2	5	2	0	9	1	21	0	0	22	2	3	2	0	7	1	33	1	0	35	73
12:15 PM	2	0	0	0	2	0	40	3	0	43	4	4	3	0	11	1	43	1	0	45	101
12:30 PM	2	3	2	0	7	3	20	1	0	24	1	1	1	0	3	0	41	4	0	45	79
12:45 PM	2	4	1	0	7	0	43	0	0	43	4	1	1	0	6	1	26	0	0	27	83
Hourly Total	8	12	5	0	25	4	124	4	0	132	11	9	7	0	27	3	143	6	0	152	336

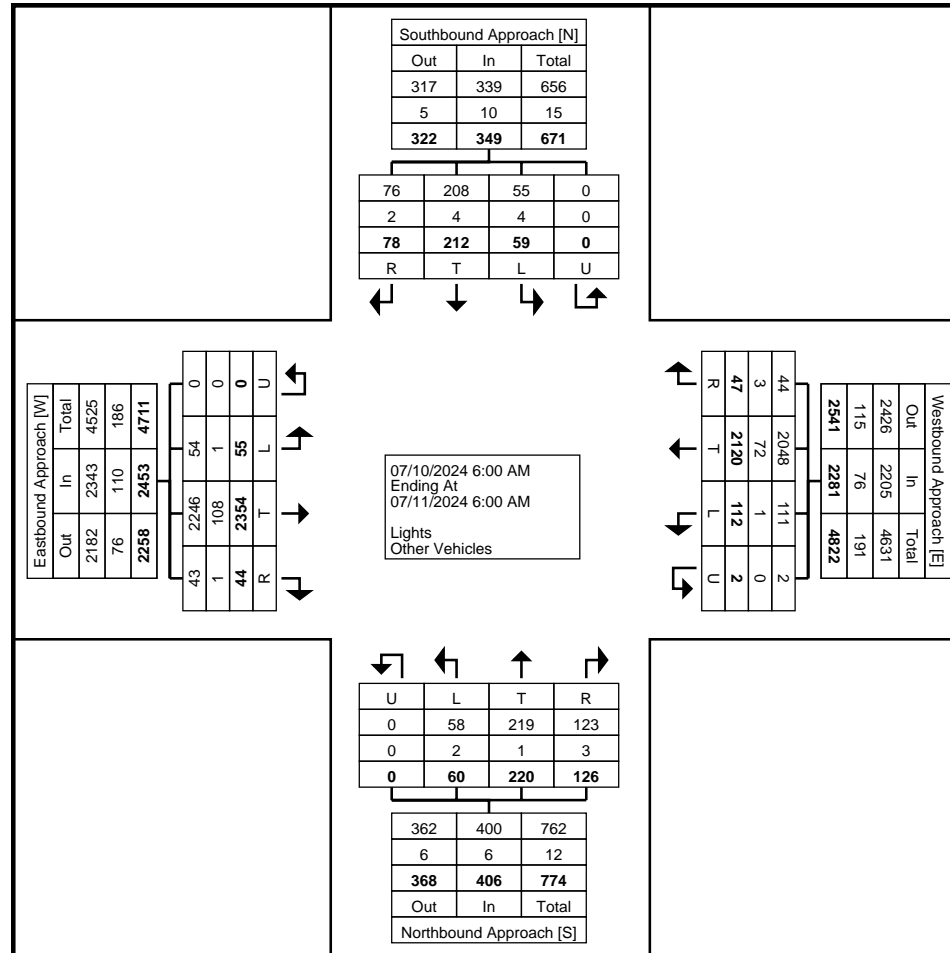
1:00 PM	1	4	0	0	5	2	32	2	0	36	3	2	1	0	6	1	29	0	0	30	77
1:15 PM	0	1	0	0	1	3	38	0	0	41	3	4	0	0	7	1	40	1	0	42	91
1:30 PM	0	1	1	0	2	0	29	2	0	31	3	3	0	0	6	0	43	0	0	43	82
1:45 PM	1	5	0	0	6	2	40	3	0	45	1	2	3	0	6	0	39	0	0	39	96
Hourly Total	2	11	1	0	14	7	139	7	0	153	10	11	4	0	25	2	151	1	0	154	346
2:00 PM	0	2	2	0	4	2	46	0	0	48	1	2	0	0	3	0	25	0	0	25	80
2:15 PM	1	7	0	0	8	0	38	2	0	40	2	3	0	0	5	2	31	2	0	35	88
2:30 PM	3	4	2	0	9	0	45	3	0	48	0	7	0	0	7	0	34	1	0	35	99
2:45 PM	1	2	1	0	4	1	52	2	0	55	2	4	1	0	7	0	34	0	0	34	100
Hourly Total	5	15	5	0	25	3	181	7	0	191	5	16	1	0	22	2	124	3	0	129	367
3:00 PM	2	2	1	0	5	1	44	2	0	47	5	7	1	0	13	0	36	1	0	37	102
3:15 PM	5	3	1	0	9	1	36	1	0	38	1	5	2	0	8	0	33	0	0	33	88
3:30 PM	1	2	2	0	5	0	53	1	0	54	2	6	2	0	10	2	43	2	0	47	116
3:45 PM	0	3	1	0	4	0	55	3	0	58	0	5	4	0	9	0	43	2	0	45	116
Hourly Total	8	10	5	0	23	2	188	7	0	197	8	23	9	0	40	2	155	5	0	162	422
4:00 PM	2	1	0	0	3	1	63	2	0	66	2	9	1	0	12	1	46	1	0	48	129
4:15 PM	2	5	1	0	8	1	59	4	0	64	2	2	2	0	6	0	42	1	0	43	121
4:30 PM	3	3	0	0	6	2	38	5	0	45	2	8	2	0	12	0	60	1	0	61	124
4:45 PM	0	1	2	0	3	0	56	2	0	58	1	8	0	0	9	3	45	1	0	49	119
Hourly Total	7	10	3	0	20	4	216	13	0	233	7	27	5	0	39	4	193	4	0	201	493
5:00 PM	0	4	1	0	5	0	75	3	0	78	0	2	1	0	3	2	41	1	0	44	130
5:15 PM	4	6	0	0	10	0	62	6	0	68	3	2	2	0	7	0	34	2	0	36	121
5:30 PM	3	5	0	0	8	2	58	1	0	61	1	2	1	0	4	0	36	0	0	36	109
5:45 PM	2	2	0	0	4	0	30	1	0	31	2	5	3	0	10	1	28	1	0	30	75
Hourly Total	9	17	1	0	27	2	225	11	0	238	6	11	7	0	24	3	139	4	0	146	435
6:00 PM	1	6	2	0	9	2	38	3	0	43	2	3	0	0	5	1	28	1	0	30	87
6:15 PM	2	4	0	0	6	0	34	1	0	35	2	3	0	0	5	0	30	0	0	30	76
6:30 PM	1	1	1	0	3	0	28	3	0	31	1	6	1	0	8	1	25	2	0	28	70
6:45 PM	1	2	1	0	4	0	25	2	0	27	1	2	1	0	4	0	22	3	0	25	60
Hourly Total	5	13	4	0	22	2	125	9	0	136	6	14	2	0	22	2	105	6	0	113	293
7:00 PM	0	0	0	0	0	0	27	1	0	28	3	3	2	0	8	1	23	0	0	24	60
7:15 PM	0	2	0	0	2	0	40	3	0	43	1	0	1	0	2	1	19	3	0	23	70
7:30 PM	2	3	0	0	5	1	22	2	0	25	2	3	0	0	5	1	18	0	0	19	54
7:45 PM	1	2	2	0	5	0	25	1	0	26	3	2	1	0	6	2	11	1	0	14	51
Hourly Total	3	7	2	0	12	1	114	7	0	122	9	8	4	0	21	5	71	4	0	80	235
8:00 PM	0	2	0	0	2	0	24	3	1	28	2	4	2	0	8	0	18	0	0	18	56
8:15 PM	1	1	1	0	3	0	29	4	1	34	1	6	1	0	8	0	13	1	0	14	59
8:30 PM	1	4	1	0	6	0	17	1	0	18	0	7	0	0	7	0	14	0	0	14	45
8:45 PM	2	2	0	0	4	3	18	2	0	23	1	4	1	0	6	0	18	0	0	18	51
Hourly Total	4	9	2	0	15	3	88	10	2	103	4	21	4	0	29	0	63	1	0	64	211
9:00 PM	1	2	1	0	4	1	19	4	0	24	6	4	2	0	12	0	8	0	0	8	48
9:15 PM	1	3	0	0	4	0	18	2	0	20	1	2	0	0	3	0	16	0	0	16	43
9:30 PM	0	2	0	0	2	0	31	1	0	32	1	1	2	0	4	1	14	0	0	15	53
9:45 PM	0	2	0	0	2	0	16	0	0	16	0	2	0	0	2	0	9	0	0	9	29
Hourly Total	2	9	1	0	12	1	84	7	0	92	8	9	4	0	21	1	47	0	0	48	173
10:00 PM	0	2	0	0	2	1	12	0	0	13	1	1	0	0	2	0	15	0	0	15	32
10:15 PM	0	0	0	0	0	0	7	1	0	8	1	3	0	0	4	0	4	0	0	4	16
10:30 PM	0	0	0	0	0	2	6	0	0	8	1	0	0	0	1	0	5	0	0	5	14
10:45 PM	0	2	0	0	2	1	6	0	0	7	0	1	0	0	1	0	7	0	0	7	17
Hourly Total	0	4	0	0	4	4	31	1	0	36	3	5	0	0	8	0	31	0	0	31	79
11:00 PM	0	0	0	0	0	1	1	0	0	2	0	1	0	0	1	0	8	0	0	8	11
11:15 PM	0	0	0	0	0	0	2	0	0	2	0	2	0	0	2	0	8	0	0	8	12

11:30 PM	0	0	0	0	0	0	4	0	0	4	0	0	1	0	1	0	2	0	0	2	7
11:45 PM	0	1	0	0	1	0	2	1	0	3	0	1	0	0	1	0	8	0	0	8	13
Hourly Total	0	1	0	0	1	1	9	1	0	11	0	4	1	0	5	0	26	0	0	26	43
12:00 AM	0	0	0	0	0	1	2	0	0	3	0	1	0	0	1	0	4	0	0	4	8
12:15 AM	0	1	0	0	1	0	1	0	0	1	0	0	0	0	0	0	2	0	0	2	4
12:30 AM	0	0	0	0	0	0	1	0	0	1	0	0	0	0	0	0	5	0	0	5	6
12:45 AM	0	0	0	0	0	0	1	0	0	1	0	0	0	0	0	0	3	0	0	3	4
Hourly Total	0	1	0	0	1	1	5	0	0	6	0	1	0	0	1	0	14	0	0	14	22
1:00 AM	0	0	0	0	0	0	3	0	0	3	0	0	0	0	0	0	0	0	0	0	3
1:15 AM	0	0	0	0	0	0	2	0	0	2	0	0	1	0	1	0	1	0	0	1	4
1:30 AM	0	0	0	0	0	0	1	0	0	1	0	0	0	0	0	0	1	0	0	1	2
1:45 AM	0	1	0	0	1	0	0	0	0	0	0	0	0	0	0	0	0	0	0	0	1
Hourly Total	0	1	0	0	1	0	6	0	0	6	0	0	1	0	1	0	2	0	0	2	10
2:00 AM	0	0	0	0	0	0	0	0	0	0	0	0	0	0	0	0	3	0	0	3	3
2:15 AM	0	0	0	0	0	0	1	0	0	1	0	0	0	0	0	0	0	0	0	0	1
2:30 AM	0	0	0	0	0	0	2	0	0	2	0	1	0	0	1	0	2	0	0	2	5
2:45 AM	0	0	0	0	0	0	1	0	0	1	0	0	0	0	0	0	2	0	0	2	3
Hourly Total	0	0	0	0	0	0	4	0	0	4	0	1	0	0	1	0	7	0	0	7	12
3:00 AM	0	0	1	0	1	0	2	0	0	2	0	0	0	0	0	0	0	0	0	0	3
3:15 AM	0	0	0	0	0	0	1	0	0	1	0	0	0	0	0	0	2	0	0	2	3
3:30 AM	0	0	0	0	0	0	4	0	0	4	0	0	0	0	0	0	5	0	0	5	9
3:45 AM	0	0	0	0	0	1	1	0	0	2	0	0	0	0	0	0	2	0	0	2	4
Hourly Total	0	0	1	0	1	1	8	0	0	9	0	0	0	0	0	0	9	0	0	9	19
4:00 AM	0	0	0	0	0	0	8	0	0	8	0	0	0	0	0	0	4	0	0	4	12
4:15 AM	1	2	0	0	3	1	9	0	0	10	1	0	0	0	1	0	5	0	0	5	19
4:30 AM	0	4	1	0	5	0	2	0	0	2	0	0	0	0	0	0	10	0	0	10	17
4:45 AM	0	1	1	0	2	0	3	0	0	3	0	0	0	0	0	0	14	0	0	14	19
Hourly Total	1	7	2	0	10	1	22	0	0	23	1	0	0	0	1	0	33	0	0	33	67
5:00 AM	1	0	0	0	1	0	5	1	0	6	1	1	0	0	2	0	15	1	0	16	25
5:15 AM	0	1	0	0	1	0	5	0	0	5	1	1	0	0	2	1	16	0	0	17	25
5:30 AM	1	1	0	0	2	1	7	0	0	8	0	1	0	0	1	2	24	2	0	28	39
5:45 AM	0	4	1	0	5	0	17	1	0	18	0	0	0	0	0	0	18	0	0	18	41
Hourly Total	2	6	1	0	9	1	34	2	0	37	2	3	0	0	5	3	73	3	0	79	130
Grand Total	78	212	59	0	349	47	2120	112	2	2281	126	220	60	0	406	44	2354	55	0	2453	5489
Approach %	22.3	60.7	16.9	0.0	-	2.1	92.9	4.9	0.1	-	31.0	54.2	14.8	0.0	-	1.8	96.0	2.2	0.0	-	-
Total %	1.4	3.9	1.1	0.0	6.4	0.9	38.6	2.0	0.0	41.6	2.3	4.0	1.1	0.0	7.4	0.8	42.9	1.0	0.0	44.7	-
Lights	76	208	55	0	339	44	2048	111	2	2205	123	219	58	0	400	43	2246	54	0	2343	5287
% Lights	97.4	98.1	93.2	-	97.1	93.6	96.6	99.1	100.0	96.7	97.6	99.5	96.7	-	98.5	97.7	95.4	98.2	-	95.5	96.3
Other Vehicles	2	4	4	0	10	3	72	1	0	76	3	1	2	0	6	1	108	1	0	110	202
% Other Vehicles	2.6	1.9	6.8	-	2.9	6.4	3.4	0.9	0.0	3.3	2.4	0.5	3.3	-	1.5	2.3	4.6	1.8	-	4.5	3.7



Ohio Department of Transportation - Safety  
 1980 West Broad Street  
 Mail Stop 5160  
 Columbus, Ohio, United States 43223  
 +16147528099 Hailey.Robey@dot.ohio.gov  
 Office of Traffic Engineering

Count Name: ALL-117-9.71  
 Site Code:  
 Start Date: 07/10/2024  
 Page No: 4



Turning Movement Data Plot



Ohio Department of Transportation - Safety  
 1980 West Broad Street  
 Mail Stop 5160  
 Columbus, Ohio, United States 43223  
 +16147528099 Hailey.Robey@dot.ohio.gov  
 Office of Traffic Engineering

Count Name: ALL-117-9.71  
 Site Code:  
 Start Date: 07/10/2024  
 Page No: 5

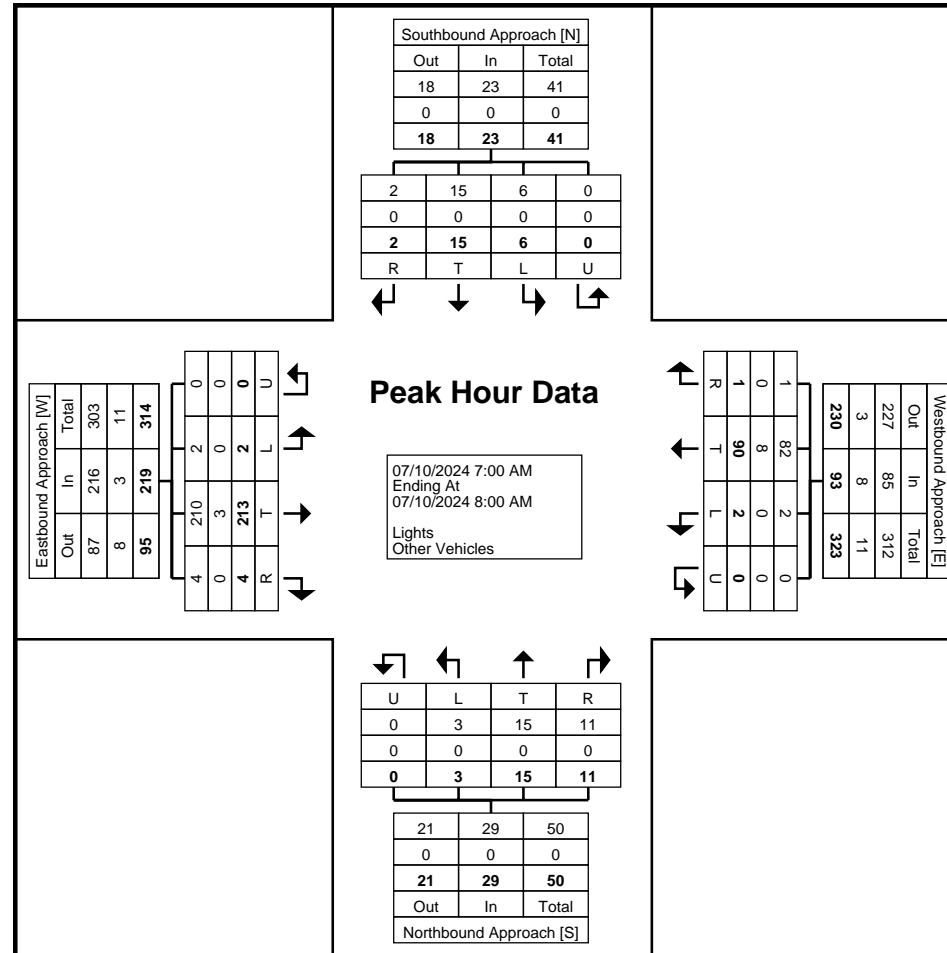
### Turning Movement Peak Hour Data (7:00 AM)

Start Time	Southbound Approach					Westbound Approach					Northbound Approach					Eastbound Approach					Int. Total
	Right	Thru	Left	U-Turn	App. Total	Right	Thru	Left	U-Turn	App. Total	Right	Thru	Left	U-Turn	App. Total	Right	Thru	Left	U-Turn	App. Total	
7:00 AM	0	4	2	0	6	1	14	0	0	15	1	3	1	0	5	1	53	0	0	54	80
7:15 AM	0	4	1	0	5	0	21	2	0	23	2	2	1	0	5	2	57	1	0	60	93
7:30 AM	1	4	1	0	6	0	27	0	0	27	4	4	1	0	9	0	60	1	0	61	103
7:45 AM	1	3	2	0	6	0	28	0	0	28	4	6	0	0	10	1	43	0	0	44	88
Total	2	15	6	0	23	1	90	2	0	93	11	15	3	0	29	4	213	2	0	219	364
Approach %	8.7	65.2	26.1	0.0	-	1.1	96.8	2.2	0.0	-	37.9	51.7	10.3	0.0	-	1.8	97.3	0.9	0.0	-	-
Total %	0.5	4.1	1.6	0.0	6.3	0.3	24.7	0.5	0.0	25.5	3.0	4.1	0.8	0.0	8.0	1.1	58.5	0.5	0.0	60.2	-
PHF	0.500	0.938	0.750	0.000	0.958	0.250	0.804	0.250	0.000	0.830	0.688	0.625	0.750	0.000	0.725	0.500	0.888	0.500	0.000	0.898	0.883
Lights	2	15	6	0	23	1	82	2	0	85	11	15	3	0	29	4	210	2	0	216	353
% Lights	100.0	100.0	100.0	-	100.0	100.0	91.1	100.0	-	91.4	100.0	100.0	100.0	-	100.0	100.0	98.6	100.0	-	98.6	97.0
Other Vehicles	0	0	0	0	0	0	8	0	0	8	0	0	0	0	0	0	3	0	0	3	11
% Other Vehicles	0.0	0.0	0.0	-	0.0	0.0	8.9	0.0	-	8.6	0.0	0.0	0.0	-	0.0	0.0	1.4	0.0	-	1.4	3.0



Ohio Department of Transportation - Safety  
 1980 West Broad Street  
 Mail Stop 5160  
 Columbus, Ohio, United States 43223  
 +16147528099 Hailey.Robey@dot.ohio.gov  
 Office of Traffic Engineering

Count Name: ALL-117-9.71  
 Site Code:  
 Start Date: 07/10/2024  
 Page No: 6



Turning Movement Peak Hour Data Plot (7:00 AM)



Ohio Department of Transportation - Safety  
 1980 West Broad Street  
 Mail Stop 5160  
 Columbus, Ohio, United States 43223  
 +16147528099 Hailey.Robey@dot.ohio.gov  
 Office of Traffic Engineering

Count Name: ALL-117-9.71  
 Site Code:  
 Start Date: 07/10/2024  
 Page No: 7

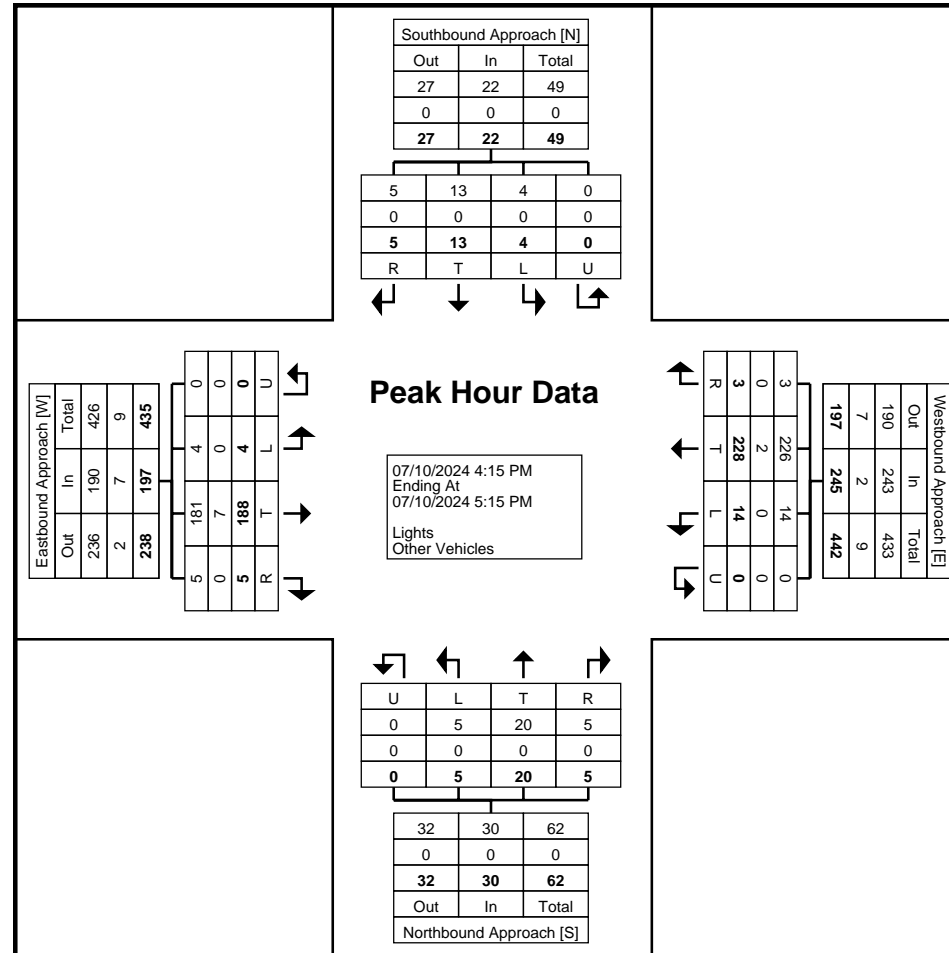
### Turning Movement Peak Hour Data (4:15 PM)

Start Time	Southbound Approach					Westbound Approach					Northbound Approach					Eastbound Approach					Int. Total
	Right	Thru	Left	U-Turn	App. Total	Right	Thru	Left	U-Turn	App. Total	Right	Thru	Left	U-Turn	App. Total	Right	Thru	Left	U-Turn	App. Total	
4:15 PM	2	5	1	0	8	1	59	4	0	64	2	2	2	0	6	0	42	1	0	43	121
4:30 PM	3	3	0	0	6	2	38	5	0	45	2	8	2	0	12	0	60	1	0	61	124
4:45 PM	0	1	2	0	3	0	56	2	0	58	1	8	0	0	9	3	45	1	0	49	119
5:00 PM	0	4	1	0	5	0	75	3	0	78	0	2	1	0	3	2	41	1	0	44	130
Total	5	13	4	0	22	3	228	14	0	245	5	20	5	0	30	5	188	4	0	197	494
Approach %	22.7	59.1	18.2	0.0	-	1.2	93.1	5.7	0.0	-	16.7	66.7	16.7	0.0	-	2.5	95.4	2.0	0.0	-	-
Total %	1.0	2.6	0.8	0.0	4.5	0.6	46.2	2.8	0.0	49.6	1.0	4.0	1.0	0.0	6.1	1.0	38.1	0.8	0.0	39.9	-
PHF	0.417	0.650	0.500	0.000	0.688	0.375	0.760	0.700	0.000	0.785	0.625	0.625	0.625	0.000	0.625	0.417	0.783	1.000	0.000	0.807	0.950
Lights	5	13	4	0	22	3	226	14	0	243	5	20	5	0	30	5	181	4	0	190	485
% Lights	100.0	100.0	100.0	-	100.0	100.0	99.1	100.0	-	99.2	100.0	100.0	100.0	-	100.0	100.0	96.3	100.0	-	96.4	98.2
Other Vehicles	0	0	0	0	0	0	2	0	0	2	0	0	0	0	0	0	7	0	0	7	9
% Other Vehicles	0.0	0.0	0.0	-	0.0	0.0	0.9	0.0	-	0.8	0.0	0.0	0.0	-	0.0	0.0	3.7	0.0	-	3.6	1.8



Ohio Department of Transportation - Safety  
 1980 West Broad Street  
 Mail Stop 5160  
 Columbus, Ohio, United States 43223  
 +16147528099 Hailey.Robey@dot.ohio.gov  
 Office of Traffic Engineering

Count Name: ALL-117-9.71  
 Site Code:  
 Start Date: 07/10/2024  
 Page No: 8



Turning Movement Peak Hour Data Plot (4:15 PM)





Ohio Department of Transportation - Safety  
 1980 West Broad Street  
 Mail Stop 5160  
 Columbus, Ohio, United States 43223  
 +16147528099 Hailey.Robey@dot.ohio.gov  
 Office of Traffic Engineering

Count Name: ALL-117-9.71  
 Site Code:  
 Start Date: 07/10/2024  
 Page No: 9

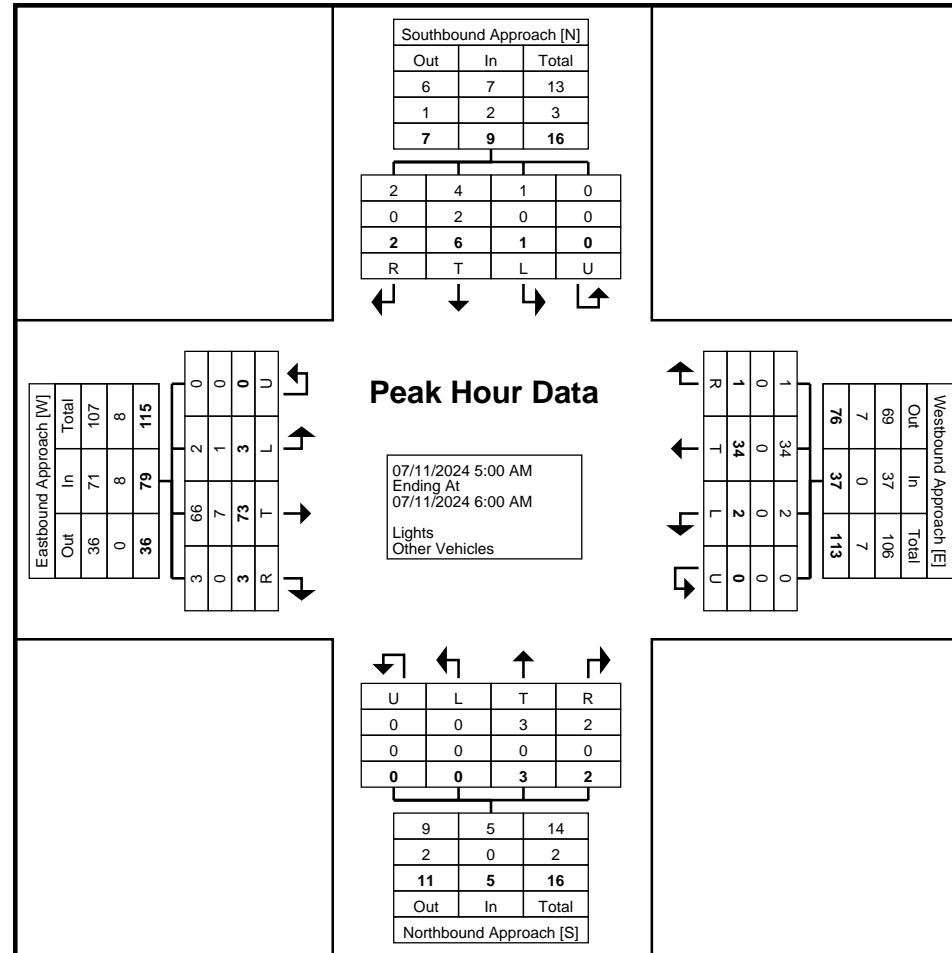
### Turning Movement Peak Hour Data (5:00 AM)

Start Time	Southbound Approach					Westbound Approach					Northbound Approach					Eastbound Approach					Int. Total
	Right	Thru	Left	U-Turn	App. Total	Right	Thru	Left	U-Turn	App. Total	Right	Thru	Left	U-Turn	App. Total	Right	Thru	Left	U-Turn	App. Total	
5:00 AM	1	0	0	0	1	0	5	1	0	6	1	1	0	0	2	0	15	1	0	16	25
5:15 AM	0	1	0	0	1	0	5	0	0	5	1	1	0	0	2	1	16	0	0	17	25
5:30 AM	1	1	0	0	2	1	7	0	0	8	0	1	0	0	1	2	24	2	0	28	39
5:45 AM	0	4	1	0	5	0	17	1	0	18	0	0	0	0	0	0	18	0	0	18	41
Total	2	6	1	0	9	1	34	2	0	37	2	3	0	0	5	3	73	3	0	79	130
Approach %	22.2	66.7	11.1	0.0	-	2.7	91.9	5.4	0.0	-	40.0	60.0	0.0	0.0	-	3.8	92.4	3.8	0.0	-	-
Total %	1.5	4.6	0.8	0.0	6.9	0.8	26.2	1.5	0.0	28.5	1.5	2.3	0.0	0.0	3.8	2.3	56.2	2.3	0.0	60.8	-
PHF	0.500	0.375	0.250	0.000	0.450	0.250	0.500	0.500	0.000	0.514	0.500	0.750	0.000	0.000	0.625	0.375	0.760	0.375	0.000	0.705	0.793
Lights	2	4	1	0	7	1	34	2	0	37	2	3	0	0	5	3	66	2	0	71	120
% Lights	100.0	66.7	100.0	-	77.8	100.0	100.0	100.0	-	100.0	100.0	100.0	-	-	100.0	100.0	90.4	66.7	-	89.9	92.3
Other Vehicles	0	2	0	0	2	0	0	0	0	0	0	0	0	0	0	0	7	1	0	8	10
% Other Vehicles	0.0	33.3	0.0	-	22.2	0.0	0.0	0.0	-	0.0	0.0	0.0	-	-	0.0	0.0	9.6	33.3	-	10.1	7.7



Ohio Department of Transportation - Safety  
 1980 West Broad Street  
 Mail Stop 5160  
 Columbus, Ohio, United States 43223  
 +16147528099 Hailey.Robey@dot.ohio.gov  
 Office of Traffic Engineering

Count Name: ALL-117-9.71  
 Site Code:  
 Start Date: 07/10/2024  
 Page No: 10



Turning Movement Peak Hour Data Plot (5:00 AM)