

MAINTENANCE PROGRAM 1982

PART _____
OF _____

(TOP) TYPE 404 THICKNESS 1 1/2" PRIORITY _____

(BASE) TYPE _____ THICKNESS _____ PENETRATION _____
S.R.#20

END LOG S.L.M. 9.67 (Intersection 4S 20 = 510 + 576 = 512 + 23 (92))

BEGIN LOG S.L.M. 5.05 (Intersection SR 300 = 266 + 64)

TOTAL LENGTH 4.62

COUNTY Sandusky SECTION _____ WIDTH (43.2) 266+89 BERM CURBED () ()

ROUTE SR 600 SECTION _____ WIDTH () 268+62 ^{43.266} 30.2 Ahd () ()
END curb Lt. side

SECTION _____ WIDTH (30.2) 293+69 END curb Lt. side CORP LINE () ()

ORDINANCE Gibsonburg SECTION _____ WIDTH (21.9) 294+80 END curb Rt. side () ()

END LOG 5.53 SECTION _____ WIDTH (20) 296+00 () ()

BEGIN LOG 5.05 SECTION _____ WIDTH () () ()

EXISTING BERM TYPE Aggregate EXISTING BERM WIDTH 3'-4' MAILBOX APPROACHES No. 32
(PAVED, STABILIZED, AGGREGATE) MANHOLES 12

PROPOSED BERM TYPE _____ PROPOSED BERM WIDTH X INLETS CATCH BASINS 12

INTERSECTIONS _____ ASPHALT DRIVEWAYS 61 CONCRETE DRIVEWAYS 0
W. Values - 4 Man Botes - 22

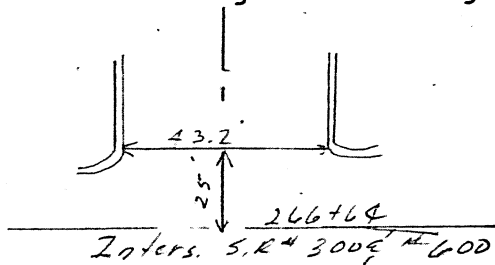
STRUCTURES

RAILROAD CROSSINGS

STRUCTURE NO.	WIDTH	LENGTH	APPR. SLABS
<u>San 600-0686</u>	<u>20'</u>	<u>11'</u>	<u>363+76.4</u>
<u>SAN 600-0868</u>	<u>20</u>	<u>25</u>	<u>460+00</u>
<u>SAN 600-0844</u>	<u>20</u>	<u>25</u>	<u>473+59</u>

NAME R. R.	STATION	(*) ()	() ()	No. TRACKS

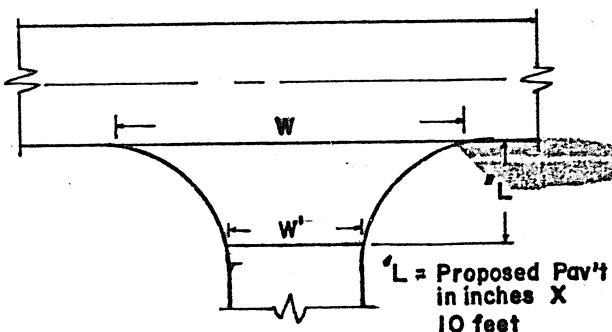
*Indicate length of crossing along ξ Pav't.



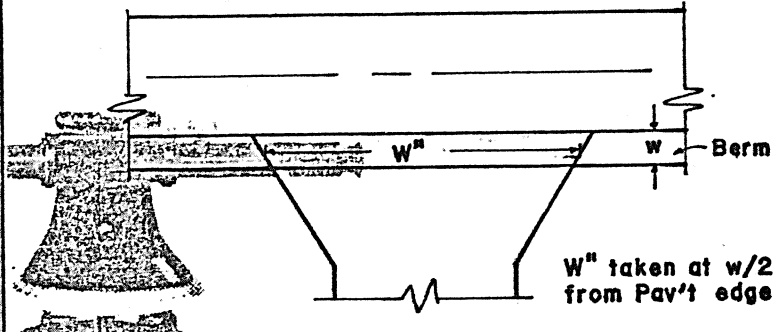
NOTE: CHECK FOR LIFE-LINES
NEED LOCATION (BEGIN & END ONLY) NOTES
How MANY ON ξ & RT. & LT. E.P.

START LIFE LINES 413+57 86 LT side - 100 E - 86 RT side
END LIFE LINES 453+03

PERSONNEL TITLE PERSONNEL TITLE COUNTY SANDUSKY DATE 8/20/81
IRONIN BAEBOUR
LIPLIE S. R. # 600 WEATHER SUNNY
GEYMAN SEC. 5.05-967 SLM TEMP. 75°
MOSSER
 DESCRIPTION 1982 MAINTENANCE PROGRAM JOB NO. _____
 LEFT CENTER LINE RIGHT



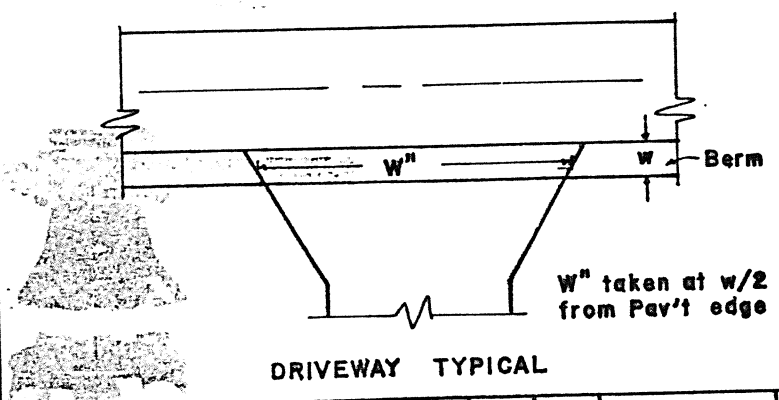
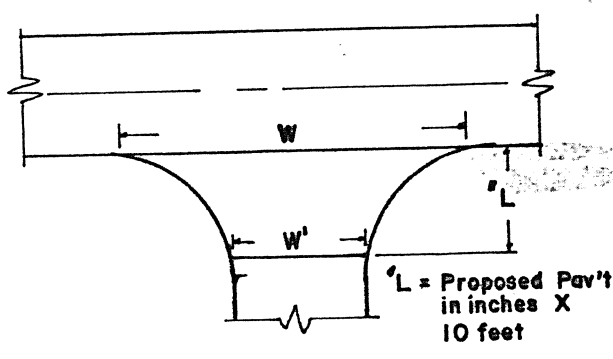
INTERSECTION TYPICAL



DRIVEWAY TYPICAL

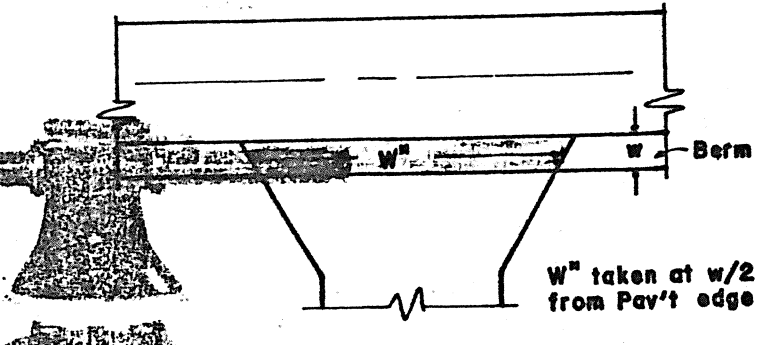
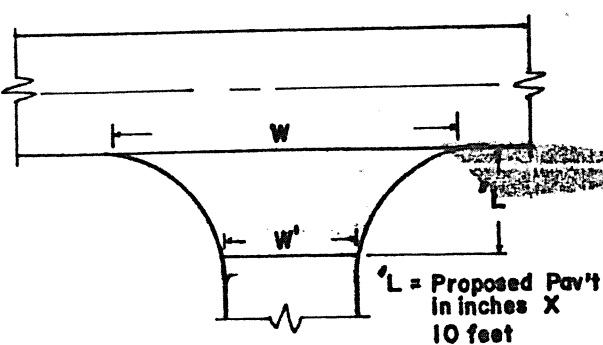
STATION	RT. LT.	L	W	W'	Asph	Conc	STATION	RT. LT.	w	W'	Asph	Conc	Aggr	Dropped Curb Feather NOT Req'd
268+51	LT.	0	16	16	✓	Alley No Feather	272+53	RT.	0	65	✓			church drive nothing required
268+51	RT.	10	19	16	✓	Alley South	293+57	LT.	5	15	✓			
270+50	RT.	15	41	30	✓	Hurlbut South	294+98	LT.	6	20	✓			
270+40	LT.	15	41	30	✓	Hurlbut North	295+45	RT.	3	27	✓			
272+28	RT.	15	13.5	13.5	✓	Alley South	295+50	LT.	7	24	✓			
274+05	RT.	15	37	25.3	✓	Suter North	294+36	RT.	3	20	✓			
274+05	LT.	15	37	25.3	✓	Suter South	297+10	RT.	5	60	✓			comb mail box approx. 5' dia
278+60	LT.	13.8	36	25	✓	Ohio St. North	298+00	RT.	6	42	✓			
282+09	RT.	15.0	35.5	24	✓	Street South	298+53	RT.	6	38	✓			combination
282+18	LT.	14.0	19	19	✓	Alley North	305+32	RT.	5	68	✓			Mail box approx. 5'
280+31	RT.	15.0	14	14	✓	Alley South	306+77	RT.	5	50	✓			From 306+77 to
283+89	RT.	15.0	15	15	✓	Alley South	307+42	LT.	3	40	✓			308+22 there is
283+89	LT.	14.0	15	15	✓	Alley North	307+54	RT.	5.3	32	✓			(blacktop) a 5' wide strip on
285+68	RT.	15.5	35	25	✓	Horning North	308+00	RT.	5.3	44	✓			RT. side
285+68	LT.	13.0	35	25	✓	Horning North	308+05	RT.	5.3	78	✓			combination
287+46	RT.	12	30	15	✓	Alley South	310+40	RT.	5.0	47	✓			
287+46	LT.	6	30	10	✓	Alley No North	311+74	RT.	5.0	85	✓			combination
289+28	RT.	12	44	21	✓	Street South	313+72	RT.	5.0	76	✓			"
289+30	LT.	6	35	19.5	✓	Street North	315+65	RT.	4.0	69	✓			
291+03	RT.	11.5	32	15	✓	Alley South	316+65	RT.	4.0	58	✓			
291+56	LT.	6	27	14.7	✓	Alley North	421+43	RT.	6	50	✓			
292+81	RT.	11.3	30	22	✓	Park St. South	412+73	LT.	6	69	✓			MAIL BOX
320+78	LT.	12.5	105	48	✓	Co Rd #60 So.	481+08	LT.	6					MAIL BOX + DR
320+78	LT.	12.5	100	48	✓	Co Rd #60 No	481+15	LT.		75				COMBINATION

PERSONNEL TITLE PERSONNEL TITLE COUNTY SANDUSKY DATE 8/20/81
CROWIN _____ BARBOUR _____
RIPPLE _____ S. R. #600 WEATHER SUNNY
COCHRAN _____ SEC. 5.05-9.67 SLM TEMP. 77°
Messer _____
 DESCRIPTION MAINTENANCE PROGRAM 1982 JOB NO. _____



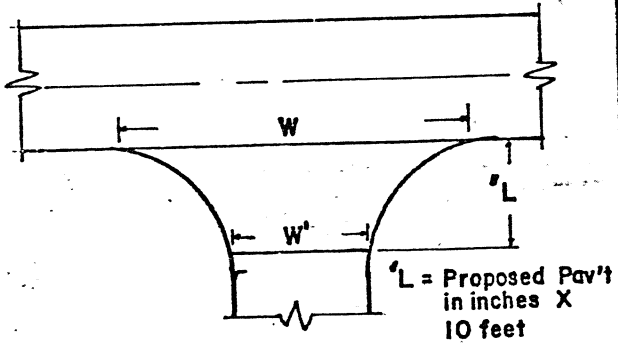
STATION	RT. LT.	L	W	W'	Asph	Conc	STATION	RT. LT.	w	W''	Asph	Conc	Aggr	Dropped Curb Feather NOT Req'd
							326+60	RT.	4'	69	✓			Mailbox Approach
							326+60	LT.	3'	46	✓			
							327+72	RT.	5'	70	✓			Mailbox Approach
							327+81	LT.	3'	45	✓			
							329+75	RT.	5'	72	✓			Mailbox Approach
							329+77	LT.	3'	69	✓			(2 Drives.)
							331+86	LT.	3'	45	✓			
							331+75	RT.	5'	70	✓			Mailbox Approach
							339+97	RT.	5'	76	✓			Combination
							345+97	RT.	5'	69	✓			Mailbox Approach
							346+19	LT.	3'	50	✓			
							350+91	LT.	3'	50	✓			
							351+27	RT.	5'	70	✓			Mailbox Approach
							355+98	RT.	5'	86	✓			Combination
							357+30	LT.	3'	52	✓			
							357+70	RT.	4'	70	✓			Mailbox Approach
							364+36	LT.	3'	48	✓			
							364+55	RT.	4'	70	✓			Mailbox Approach
							365+29	LT.	3'	44	✓			
							366+17	LT.	3'	60	✓			
							366+48	RT.	4'	70	✓			Mailbox Approach
							366+75	LT.	3'	45	✓			
							367+75	LT.	3'	44	✓			
							367+95	RT.	4'	74	✓			Mailbox Approach

PERSONNEL: U. RONIN TITLE: _____ PERSONNEL: MOSSEK TITLE: _____ COUNTY: SANDUSKY DATE: 8/20/81
BARBOUF _____ _____ S. R. # 600 WEATHER: SUNNY
RIPPLE _____ _____ _____ _____
GEYMAN _____ _____ _____ _____ SEC. 5.05-9.67 SLM TEMP. 83°
 DESCRIPTION: 1982 MAINTENANCE PROGRAM LEFT _____ CENTER LINE _____ RIGHT _____ JOB NO. _____

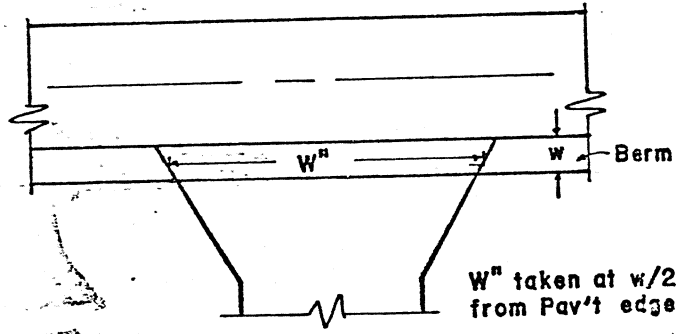


STATION	RT. LT.	L	W	W'	Asph	Conc		STATION	RT. LT.	w	W'	Asph	Conc	Aggr	Dropped Curb Feather NOT Req'd
377+31	RT.	12.5	100	47	✓	Co Rd		368+57	LT.	3' 49	✓				
377+31	LT.	12.5	88	46	✓	# 77		370+64	RT.	4' 70	✓				Mailbox Approach
422+64	RT	12.5	100	55	✓	# 660 ^{SO}		370+69	LT.	3' 48	✓				
433+00	RT	12.5	128	69	✓	# 660 ^{SO}		373+58	LT.	3' 44	✓				
433+92	LT	12.5	111	67	✓	# 660 ^{NO}		373+59	RT.	4' 70	✓				Mailbox Approach
442+74	LT	12.5	124	63	✓	# 660 ^{NO}		374+59	RT.	4' 69	✓				" "
467+03	RT	12.5	80	43	✓	# 90 ^{SOUTH}		374+64	LT.	3' 42	✓				
						# 4' 76		381+08	LT.	3' 76	✓				
476+95	RT	12.5	86	43		# 390 ^{SOUTH}		386+79	RT.	3' 50	✓				
502+92	LT	12.5	95	48		# 702 ^{WEST}		386+90	LT.	4' 70	✓				Mailbox Approach
								394+17	LT.	5' 49	✓				
								397+97	LT.	3' 49	✓				
								399+79	LT.	4' 48	✓				34 1/2' mailbox & E sidewalk between drive combination
								400+	LT.	4' 48	✓				
								399+98	RT.	3' 50	✓				
								402+74	LT.	4' 75	✓				combination
								413+16	RT.	3' 48	✓				
								413+46	LT.	4' 69	✓				Mailbox Approach
								421+55	LT	4' 70	✓				" " "
								422+20	LT	5' 77	✓				COMBINATION
								444+86 ^{70 M.B.}	RT	6' 76	✓				MAILBOX & DR
								460+91	RT	32	✓				DR
								462+73	RT	48	✓				DR.
								463+80	LT	47	✓				DR.

PERSONNEL	TITLE	PERSONNEL	TITLE	COUNTY	SANDUSKY	DATE	8-24-81
MASSER				S. R.	# 600	WEATHER	P. Cloudy
RIPPLE				SEC.	5.05- 9.67 SLM	TEMP.	70°
GEYMAN				DESCRIPTION	1982 MAINTENANCE PROGRAM		JOB NO.
	LEFT		CENTER LINE		RIGHT		



INTERSECTION TYPICAL



DRIVEWAY TYPICAL

STATION	RT. LT.	L	W	W'	Asph	Conc	STATION	RT. LT.	w	W''	Asph	Conc	Aggr	Dropped Curb Feather NOT Req'd
							485+26	RT		49	✓			DR.
							491+91	LT	4	76	✓			MAIL BOX DR.
							498+88	LT		75	✓			DR.
							508+48	LT	4	17	✓			MAIL BOX
							509+50	LT	3	21	✓			" "
							510+30	LT		31	✓			DR.
							510+59	RT		49	✓			DR.
							510+80	LT		61	✓			DR.
							511+16	LT	6	29	✓			MAIL BOX
							511+78	RT		46	✓			DR.

PERSONNEL: BONNIN, LIPPLE, GEYMAN, MOSSER
 TITLE: _____
 PERSONNEL: BARBOUR
 TITLE: _____
 COUNTY: SANDUSKY DATE: 8/20/81
 S. R. # 600 WEATHER: SUNNY
 SEC. 505-967 51M TEMP. 75°
 DESCRIPTION: 1982 MAINTENANCE PROGRAM JOB NO. _____
 LEFT CENTER LINE RIGHT

STATION	OUT	CB	TYPE	MH	TYPE	MONU	TYPE	WV	CASTING		Remarks
									San. Storm	Box Other	
268+42	Lt @ curb	✓	2						✓		Gutter type
268+53				✓	comb				✓		
270+23	1.9 Rt Lt curb	✓	2						✓		Keenah w.s. (D)
270+23	2.1 Lt Lt curb	✓	2						✓		Lehr FREMONT (D)
270+39	1.4 Lt Lt E.P.			✓	comb.				✓		
270+57	1.9 Rt Lt E.P.	✓	2						✓		
270+57	2.0 Lt Lt E.P.	✓	2								city working on this one at present
273+82	@ curb Rt	✓	2						✓		Diamond (D)
273+84	@ curb Lt	✓	2						✓		" (D)
274+03				✓	COMB				✓		
274+28	4.5 Rt Lt curb							✓	✓		
276+34	1.5 Lt Lt curb			✓	COMB				✓		
278+43	@ curb Lt	✓	2						✓		Keenah (D)
278+62	2.0 Lt Lt curb			✓	COMB				✓		
278+82	5.5 Rt Lt curb							✓	✓		
278+59	1.3 Lt Lt curb							✓	✓		
281+85	@ curb Rt								✓		Diamond Elmore D. (D)
282+11	1.4 Lt Lt curb			✓	COMB				✓		
285+68	1.9 Lt Lt curb			✓	COMB				✓		
285+84	2.3 Rt Lt curb							✓	✓		
285+42	@ Rt curb	✓	2						✓		Diamond (D)
286+99	2.3 Lt Lt curb			✓	COMB				✓		Diamond (D)
287+00	@ Lt curb	✓	2						✓		Diamond (D)
287+03	@ Rt curb	✓	2						✓		" (D)
287+46	7.5 Rt Lt curb			✓	COMB				✓		
287+57	1.3 Lt Lt curb			✓	COMB				✓		
289+44	@ Lt curb	✓	2						✓		Gutter type
292+28	1.6 Rt Lt curb			✓	COMB				✓		
292+67	2.3 Rt Lt curb			✓	COMB				✓		
293+69	±					✓	Box		✓		
307+12	±					✓	✓		✓		
316+19	±					✓	✓		✓		
320+78	5.1 Rt Lt E.P.					✓	✓		✓		

