

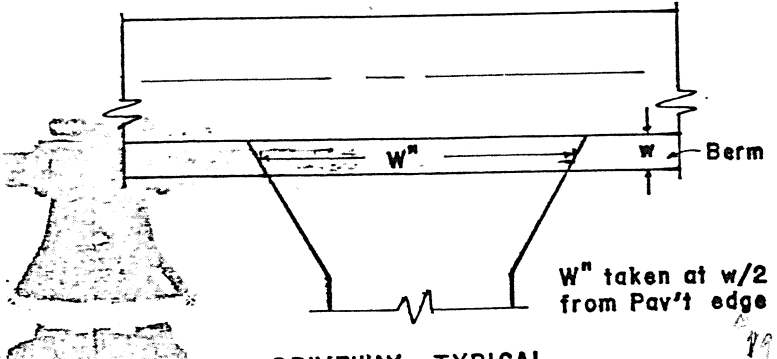
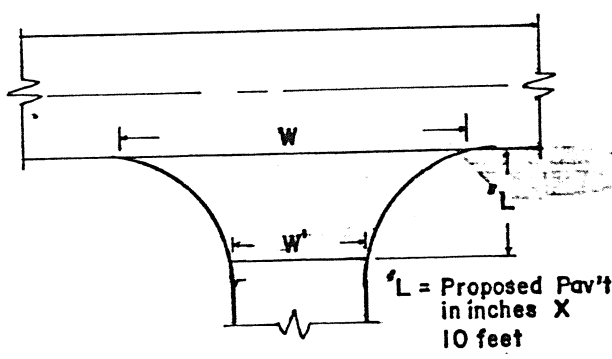
PERSONNEL TITLE PERSONNEL TITLE
Carroll _____ Barbour _____
Pippie _____ _____
Geyman _____ _____
Mosser _____ _____

COUNTY SENECA DATE 9/14/81
 S. R. #53 WEATHER OVERCAST-RAIN
 SEC. 2.87-9.08 SLM TEMP. 70°

DESCRIPTION 1982 MAINTENANCE PROGRAM JOB NO. _____
 LEFT CENTER LINE RIGHT

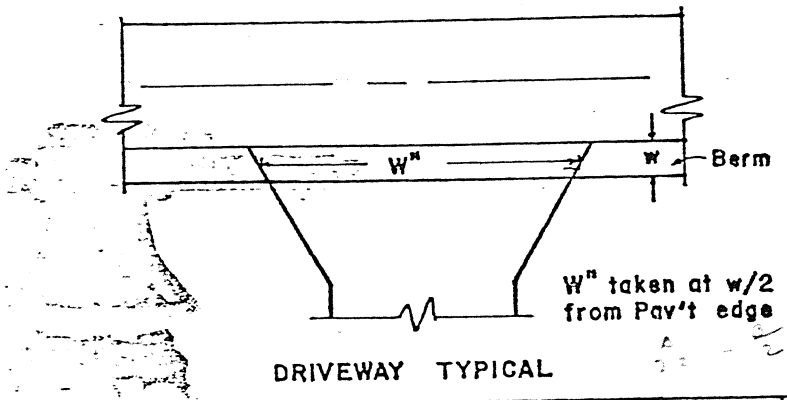
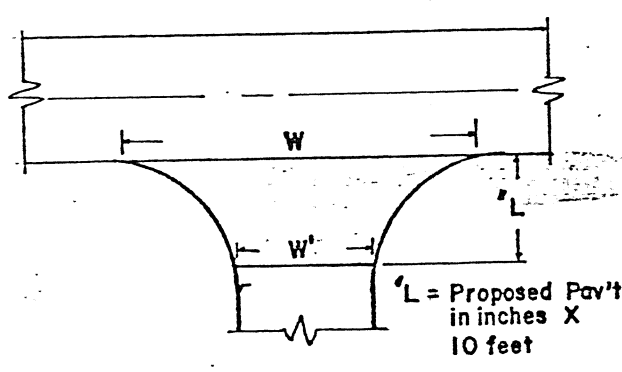
STATION	OUT Rt.-Lt.	CB	TYPE 1,2,3	MH	TYPE San. Storm	MONU	TYPE Box Other	WV	CASTING		Remarks
									Raise	Feather	
433+65	☉					✓	✓		✓		
443+97	3' Lt. R.I.E.P.							✓	✓		
444+10	3' Lt. Curb	✓	4-1							✓	
444+40	4.5' Lt. R.I.E.P.							✓	✓		
445+22	7' Lt. R.I.E.P.							✓	✓		
445+65	☉								✓		
446+00	3' Rt. R.I.E.P.			✓	Gas				✓		
449+68	1.5' Lt. R.I.E.P.							✓	✓		
450+85	1' Rt. R.I.E.P.	✓	2						✓		Gutter down
468+45	1.5' Lt. R.I.E.P.							✓	✓		
468+76	10' Lt. R.I.E.P.							✓	✓		
480+33	8' Lt. R.I.E.P.							✓	✓		
480+44	2' Rt. R.I.E.P.							✓	✓		

PERSONNEL TITLE PERSONNEL TITLE COUNTY SENECA DATE 9/10/85
 S. R. # 53 WEATHER sunny windy
 SEC. 287-9.08 SLM TEMP. 58°
 DESCRIPTION 1982 MAINTENANCE PROGRAM JOB NO. _____



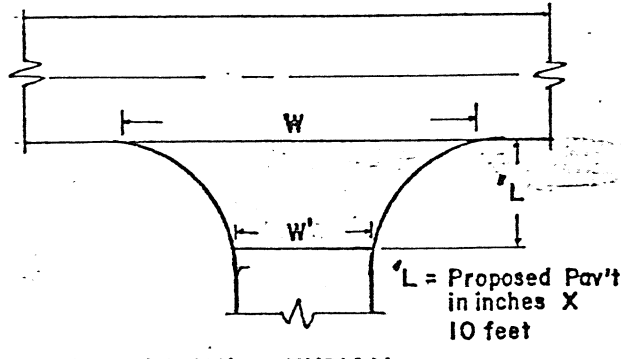
STATION	RT. LT.	L	W	W'	Asph	Conc		STATION	RT. LT.	w	W''	Asph	Conc	Aggr	Dropped Curb Feather NOT Req'd
207+85	Rt.	12.5	58	26	✓	Twp Rd	90	207+90	Lt.	3'	24'	✓			bermed over
207+85	Lt.	12.5	50	29	✓	#	90	228+68	Lt.	3'	28'	✓			bermed over
263+43	Lt.	12.5	65	26	✓	Twp Rd	92	249+03	Lt.	3 1/4'	83'	✓			M.B. Approach
291+68	Lt.	12.5	140	70.5	✓	Co. Rd	14	260+70	Lt.	3 1/4'	85'	✓			" "
350+29	Lt.	12.5	86	38	✓	Twp Rd	98	261+10	Lt.	3'	18'	✓	bermed over		7.5' to back edge of black top drive
378+35	Lt.	12.5	87	43	✓	Co. Rd	52	269+41	Lt.	3 5/8'	80'	✓			M.B. Approach
								322+80	Lt.	5'	36'	✓			Feet to center of drive @ 5' Lt. Lt. E.P.
								326+13	Lt.	3'	26'	✓			bermed over
								326+80	Lt.	3'	24'	✓			" "
								330+71	Lt.	3'	30'	✓			" "
								332+21	Lt.	3 1/6'	49'	✓			combination M.B. & Dr. to be bermed over
								335+54	Lt.	3'	25'	✓			bermed over
								337+63	Lt.	3'	35'	✓			butted to berm
								348+26	Lt.	3'	30'	✓			bermed over
								379+35	Lt.	3'	13'	✓			" "
								380+11	Lt.	3'	34'	✓			" "
								380+11	Rt.	3'	34'	✓			10' Lt. Lt. E.P.
								381+14	Lt.	3'	29'	✓			bermed over
								382+05	Rt.	3'	32'	✓			" "
								383+15	Rt.	3'	24'	✓			butted to berm
								383+84	Lt.	3'	33'	✓			bermed over
								384+78	Rt.	3'	23'	✓			butted to berm
								384+80	Lt.	3'	32'	✓			bermed over - 1/4' to meet center
								385+00	Rt.	3'	27'	✓			bermed over - 1/4' to meet center

PERSONNEL TITLE PERSONNEL TITLE COUNTY SENECA DATE 3/17/88
SEWELL BARROFF S. R. # 52 WEATHER overcast-rain
COLEMAN SEC. 287-908 SLM TEMP. 70°
 DESCRIPTION 1982 MAINTENANCE PROGRAM JOB NO. _____
 LEFT CENTER LINE RIGHT

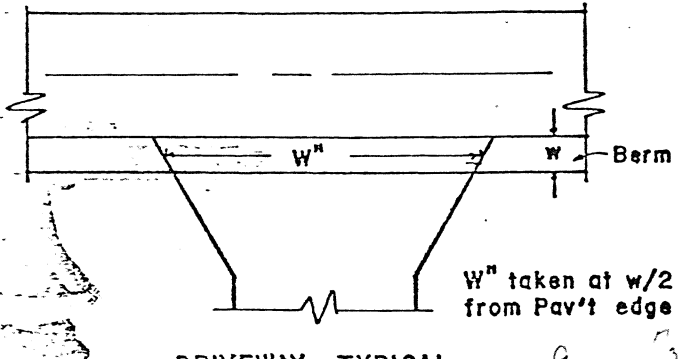


STATION	RT. LT.	L	W	W'	Asph	Conc	STATION	RT. LT.	w	W''	Asph	Conc	Aggr	Dropped Curb Feather NOT Req'd
428+64	RT.	12.5	69	31	✓	Gary Lane	385+81	RT.	3'	19		✓		bermed over 5' to conc
431+07	LT.	12.5	63	30	✓	110 Name St.	385+88	LT.	3'	31	✓			bermed over
433+05	LT.	12.5	54	26	✓	110 Name St.	386+88	LT.	3'	29	✓			
435+19	LT.	12.5	100	52	✓	Co Rd 54	393+67	RT.	3'	31	✓			bermed over
435+46	RT.	12.5	67	31	✓	Glenwood Drive	396+36	RT.	3'	32	✓			butted to berm
							396+82	RT.	3'	30	✓			" " "
							397+46	RT.	3'	37	✓			bermed over
							401+95	RT.	3'	26	✓			" "
							402+85	LT.	3/4	45	✓			combination
							403+28	LT.	3'	40	✓			
							403+71	RT.	3'	26	✓			bermed over
							404+98	RT.	3'	28	✓			" "
							405+92	RT.	3'	29	✓			" "
							406+42	RT.	3'	26	✓			" "
							420+89	LT.	3'	30	✓			" "
							422+46	LT.	3'	36	✓			" "
							426+97	RT.	3'	34	✓			butted to berm
							428+00	LT.	3'	150	✓			" " "
							435+80	LT.	3'	28	✓			bermed over
							437+26	LT.	3'	30	✓	✓		7.3 from E.P. to conc
							437+77	LT.	3/4	40	✓			combination
							440+49	LT.	3'	93	✓			butted to berm
							441+24	LT.	3'	62	✓			" " "
							442+42	LT.	3'	82	✓			" " "

PERSONNEL: CRONIN TITLE: _____ PERSONNEL: BREBOUR TITLE: _____ COUNTY: SENECA DATE: 9/14/81
LIFFE _____ S. R. # 53 WEATHER: overcast-rain
GEMAN _____ SEC. 2.87-9.08 S.L.M TEMP: 70°
MOSSEK _____
 DESCRIPTION: 1982 MAINTENANCE PROGRAM JOB NO. _____
 LEFT CENTER LINE RIGHT



INTERSECTION TYPICAL



DRIVEWAY TYPICAL

STATION	RT. LT.	L	W	W'	Asph	Conc	STATION	RT. LT.	w	W''	Asph	Conc	Aggr	Dropped Curb Feather NOT Req'd	
443+65	Lt.	12.5	77	40	✓	No Name St.	447+48	Rt.	1	79	✓	✓		Comb. - 9' conc. from E.P. Conc	
445+45	Rt.	12.5	80	42	✓	Elm Street	From Sta 447+49 to 451+95						400' length		
445+45	Lt.	12.5	93	42	✓	Street North	there is a ss width of continuous								
452+99	Lt.	12.5	67	30	✓	No Name St.	Block on covering drive and M.B.s.								
457+22	Lt.	12.5	58	25	✓	20th St	453+44	Rt.	0	82	✓			Combination	
464+57	Lt.	Put to Fresh Asphalt			✓	Hillcrest Street	454+44	Lt.	0	63	✓				
468+68	Rt.	12.5	56	22	✓	50th River Road	454+41	Rt.	0	97	✓			Combination in 1' on each end of drive	
480+25	Rt.	12.5	60	38	✓	13th St	455+31	Rt.	0	48	✓				
							459+24	Lt.	0	40	✓				
							469+35	Lt.	0	43	✓				
							472+56	Lt.	0	52	✓				