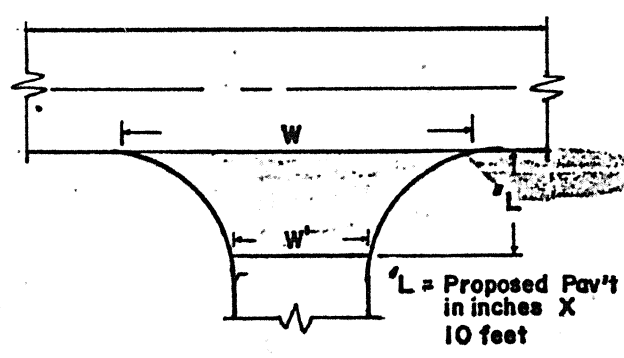
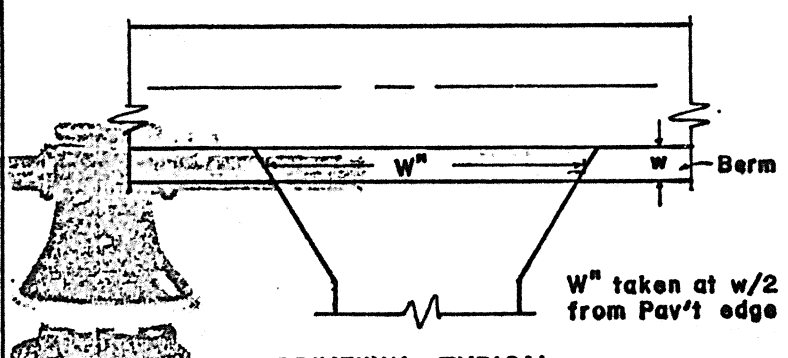


PERSONNEL _____ TITLE _____ PERSONNEL _____ TITLE _____ COUNTY Willy DATE _____
 _____ S. R. 2 WEATHER _____
 _____ SEC. 12.02-16.41 TEMP. _____
 DESCRIPTION _____ LEFT _____ CENTER LINE _____ RIGHT _____ JOB NO. _____



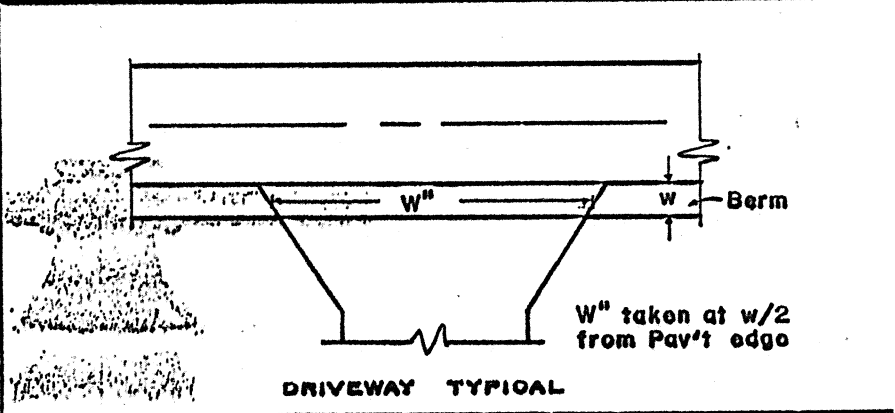
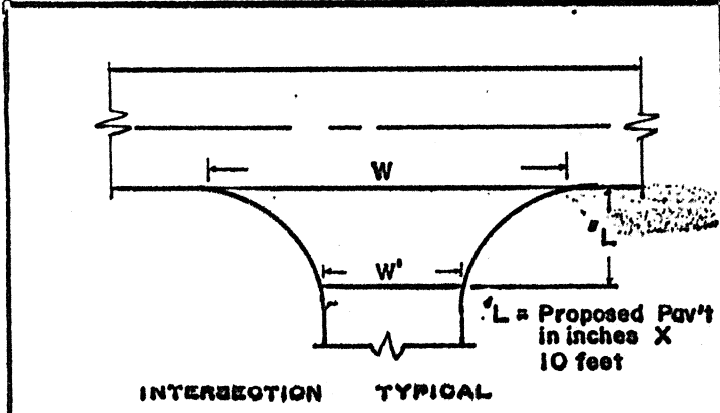
INTERSECTION TYPICAL



DRIVEWAY TYPICAL


STATION	RT. LT.	L	W	W'	Asph	Conc		STATION	RT. LT.	w	W'	Asph	Conc	Aggr	Dropped Curb Feather NOT Req'd
63+465.6	North	12.5	(58) 1-P		✓		SR34	718+60	Lt	2.5	62	✓			
692+90	Rt	12.5	70	33	STONE		E-50	719+80	Lt	2.5	32	✓			
709+65	Rt	12.5	83	34	✓		CHERRY	722+80	Lt	2.5	56	✓			
713+51	Lt	12.5	84	37	✓		Alhson	726+48	Rt	2.5	36	✓			
713+51	Rt	12.5	76	33	✓		"	727+46	Lt	2.5	25	✓			
716+22	Rt	12.5	80	34	✓		Hilo	727+40	Rt	2.5	38	✓			
719+30	Lt	12.5	98	52	✓		Gordis	727+90	Rt	2.5	39	✓			
719+30	Rt	12.5	90	50	✓		Zortis	729+44	Rt	2.5	18	✓			
722+72	Rt	12.5	58	25	✓		Church	731+23	Rt	2.5	16		✓		
725+36	Lt	12.5	56	24	✓		Short	737+90	Lt	2.5	60		✓		
725+36	Rt	12.5	58	23	✓		Short	738+38	Lt	2.5	22		✓		
728+47	Lt	12.5	56	31	✓		S. Dept	739+00	Lt	2.5	28		✓		
728+47	Rt	12.5	57	40	✓		S. Dept	739+20	Rt	2.5	44		✓		
731+25	Lt	12.5	58	32	✓		S. Dept	739+87	Rt	2.5	19	✓			
731+08	Lt	12.5	59	39	✓		Lynn	741+47	Rt	2.5	66		✓		
731+08	Rt	12.5	59	39	✓		"	741+80	Lt	2.5	16		✓		
737+30	Lt	12.5	56	29	✓		Mulbury	742+28	Lt	2.5	14		✓		
737+30	Rt	12.5	53	34	✓		"	742+97	Rt	2.5	17		✓		
743+04	Lt	12.5	61	20	✓		Vine	744+63	Lt	2.5	21		✓		
745+76	Rt	12.5	74	32	✓		Road	744+65	Rt	2.5	17		✓		
747+34	Lt	12.5	44	24	✓		Peorl	745+79	Lt	2.5	18		✓		
757+73	Rt	12.5	62	27	✓		Johnson	747+08	Lt	2.5	15		✓		
759+10	Lt	12.5	59	28	✓		Ellis	747+23	Rt	2.5	14		✓		
793+00	Lt	12.5	172	89	✓		Park	748+12	Rt	2.5	15		✓		

PERSONNEL _____ TITLE _____ PERSONNEL _____ TITLE _____ COUNTY Wilkes DATE _____
 _____ _____ _____ _____ S. R. 2 WEATHER _____
 _____ _____ _____ _____ SEC. 12.02 - 16.71 TEMP. _____
 DESCRIPTION _____ LEFT _____ CENTER LINE _____ RIGHT _____ JOB NO. _____

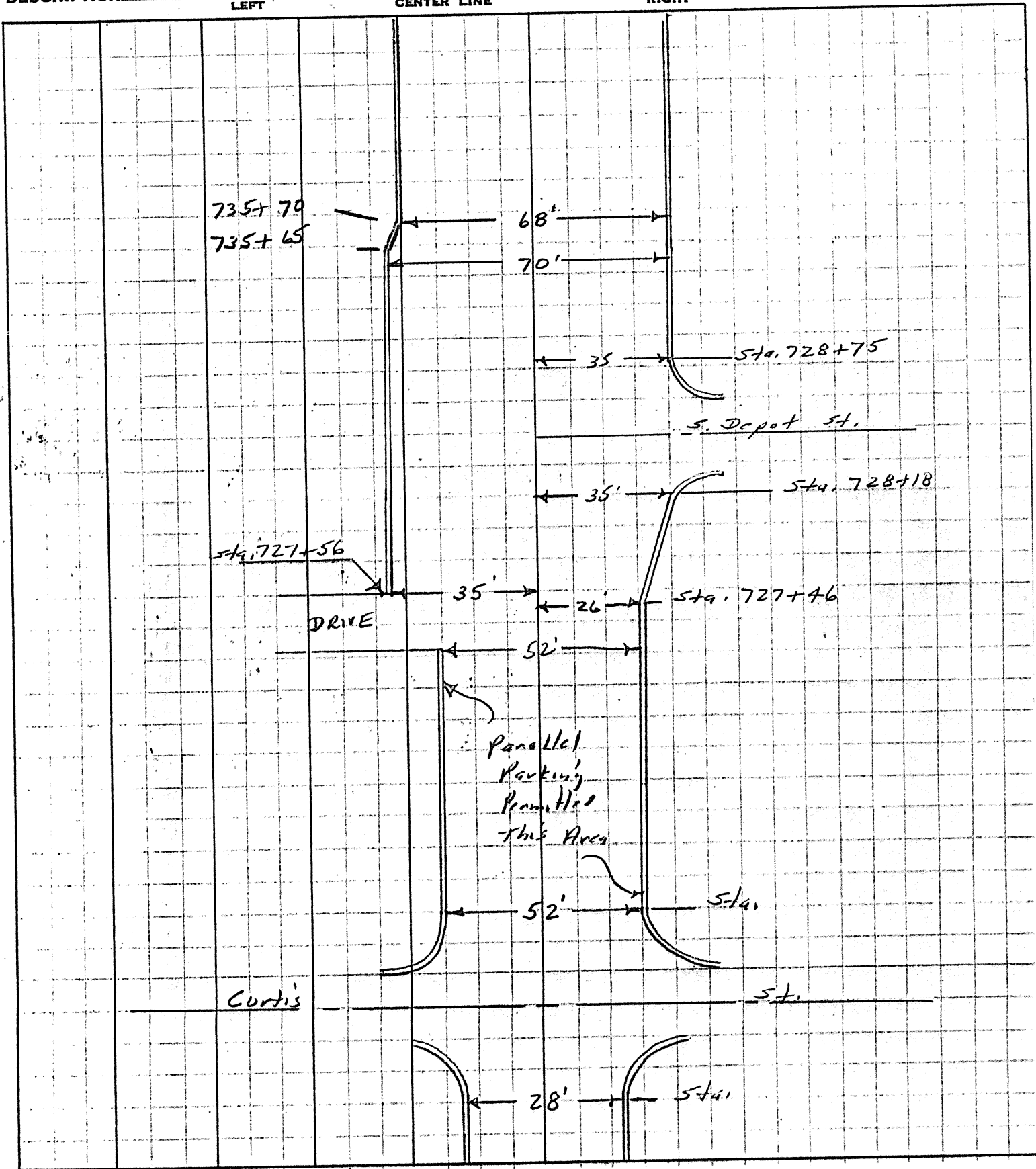


STATION	RT. LT.	L	W	W'	Asph	Conc		STATION	RT. LT.	w	W''	Asph	Conc	Aggr	Dropped Curb Feather NOT Req'd
799+50	L+	12.5	173	100'	✓		Pav't	748+35	RT+	2.5	14		✓		
812+90	RT+	12.5	66	31	✓		22	748+58	L+	2.5	14		✓		
814+95	L+	12.5	73	43	✓		?	749+75	RT+	2.5	19		✓		
843+35	L+	12.5	78	39	✓		22.75	749+85	L+	2.5	16		✓		
853+00	RT+	12.5	64	28	✓		22.75	750+15	L+	2.5	13		✓		
								750+85	RT+	2.5	24		✓		
								751+25	L+	2.5	16		✓		
								752+25	RT+	2.5	15		✓		
								753+16	RT+	2.5	16		✓		
								753+85	L+	2.5	14		✓		
								754+90	L+	2.5	19		✓		
								754+90	RT+	2.5	19		✓		
								756+31	RT+	2.5	17		✓		
								757+00	L+	2.5	15		✓		
								757+26	L+	2.5	14		✓		
								758+00	L+	2.5	24		✓		
								758+85	RT+	2.5	12		✓		
								811+50	L+	2.5	28	✓			
								833+70	RT+	2.5	40	✓			

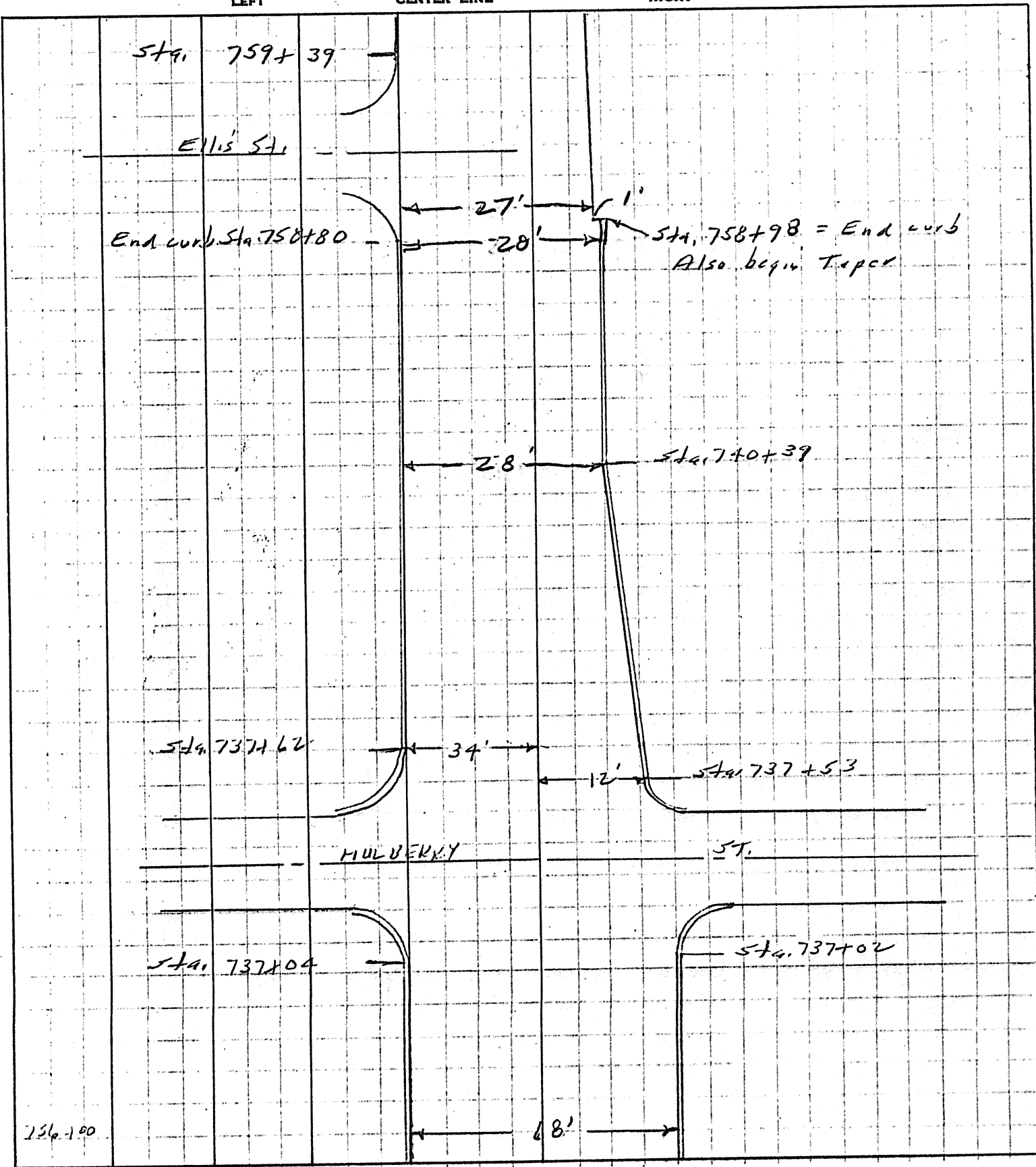
PERSONNEL	TITLE	PERSONNEL	TITLE	COUNTY	DATE
Stacy				Williams	10 Sept. 81
E				S. R. #2	WEATHER Cool
Crew				SEC. 12.02-16.41	TEMP. 60°
DESCRIPTION				Pavement	Widths
					JOB NO. 02.6112



PERSONNEL	TITLE	PERSONNEL	TITLE	COUNTY	DATE
Stoye				Williams	10 Sept. 81
				S. R. #2	WEATHER Cool
				SEC. 12.02 - 16.41	TEMP. 62°
DESCRIPTION <i>Pavement widths</i>				JOB NO. 026112	



PERSONNEL	TITLE	PERSONNEL	TITLE	COUNTY	DATE
Stope				Williams	10 Sept 81
				S. R. #2	WEATHER Cool
Crew				SEC. 12.02 - 16.4)	TEMP. 64°
DESCRIPTION				Pavement Widening	JOB NO. 026112
LEFT		CENTER LINE		RIGHT	



PERSONNEL	TITLE	PERSONNEL	TITLE	COUNTY	DATE
Stacy				Williams	14 Sept. 81
				S. R. #2	WEATHER Cloudy
Crew				SEC. 13.02-16.41	TEMP. 75°

DESCRIPTION Extra Pavement JOB NO. 02612

