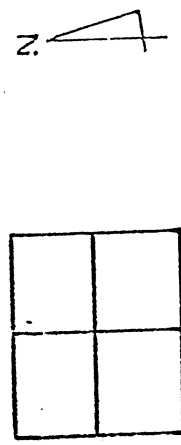


ODOT DISTRICT 2 SURVEY OFFICE

SHEET \_\_\_\_\_ OF \_\_\_\_\_

County Wood S.R. 25  
 Township \_\_\_\_\_  
 Section \_\_\_\_\_  
 T\_N, R\_E \_\_\_\_\_  
 Personnel BURASIDE  
 \_\_\_\_\_  
 \_\_\_\_\_  
 \_\_\_\_\_

Date 2-9-81  
 Weather CLEAR  
 Temp. +25°



EXISTING LIFE LITE CONFLICTS 1981 MAINTENANCE PROGRAM

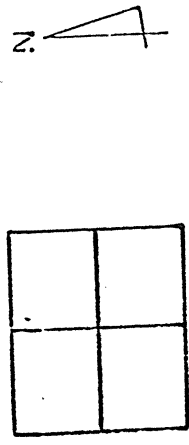
ROUTE	SECTION	LT.	RT.
G.R. 25	0.30-3.56	17	38 16

ODOI. DISTRICT 2 SURVEY OFFICE

SHEET \_\_\_\_\_ OF \_\_\_\_\_

County Wood S.R. 163  
 Township \_\_\_\_\_  
 Section \_\_\_\_\_  
 T\_N, R\_E \_\_\_\_\_  
 Personnel BUSBY  
 \_\_\_\_\_  
 \_\_\_\_\_  
 \_\_\_\_\_

Date 2-23-81  
 Weather RAIN  
 Temp. 74.9°



EXISTING LIFE LITE CONFLICTS 1981 MAINTENANCE PROGRAM

ROUTE	SECTION	LT E.P.	RT E.P.
S.R. 163	U.S. 20. To S.R. 420 (0.00± To 2.29±)	40	80

ODOT DISTRICT 2 SURVEY OFFICE

SHEET \_\_\_\_\_ OF \_\_\_\_\_

County Wood S.R. U.S. 20

Township \_\_\_\_\_

Section \_\_\_\_\_

T.N, R.E \_\_\_\_\_

Personnel Supervisor

\_\_\_\_\_

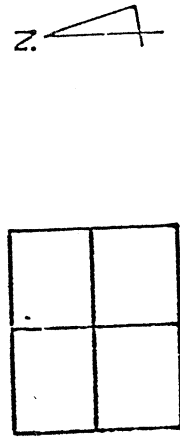
\_\_\_\_\_

\_\_\_\_\_

Date 2-23-81

Weather Cloudy - Rain

Temp. 7490



EXISTING LIFE LITE CONFLICTS 1981 MAINTENANCE PROGRAM

ROUTE SECTION W. B. LANE E. B. LANE

U.S. 20 390-8.52 39 34 34 38

E.P. NORTH INSIDE E.P. INSIDE E.P. RT. E.P. SOUTH

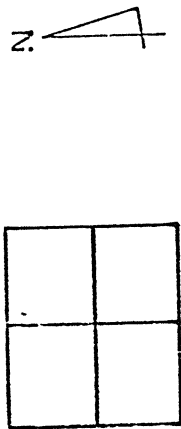
W.B.L 6

ODOT. DISTRICT 2 SURVEY OFFICE

SHEET \_\_\_\_\_ OF \_\_\_\_\_

County Wood S.R. 795  
 Township \_\_\_\_\_  
 Section \_\_\_\_\_  
 T\_N, R\_E \_\_\_\_\_  
 Personnel BURNSIDE  
 \_\_\_\_\_  
 \_\_\_\_\_  
 \_\_\_\_\_

Date 2-10-81  
 Weather P. CLEAR  
 Temp. +25°

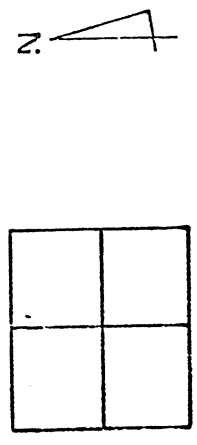


EXISTING LIFE LITE CONFLICTS 1981 MAINTENANCE PROGRAM

ROUTE	SECTION	LT. E.P. LANE	TURN & LANE	W. B. L. TURN & LANE	NORTH LT. E.P.	E. B. L. TURN & LANE
S.R. 795	0.69-7.48	49	23 43 10 43		38	10 25 14 36

County Wood ~~S.R.~~ U.S. 6 Date 2-9-81  
 Township \_\_\_\_\_ Weather CLEAR  
 Section \_\_\_\_\_ Temp. +25°

T N, R E  
 Personnel BURNSIDE  
 \_\_\_\_\_  
 \_\_\_\_\_  
 \_\_\_\_\_



EXISTING LIFE LITE CONFLICTS 1981 MAINTENANCE PROGRAM

NW RAMP - ON RAMP TO WEST 6	~	20
SW RAMP - OFF RAMP TO S.R. 25	~	14
NE RAMP - OFF RAMP TO S.R. 25	~	10
SE RAMP - ON RAMP TO EAST 6	~	19

LIFE LITES

RT. EDGE E.B.L. U.S. 6 = 23 LIFE LITES  
 RT. EDGE W.B.L. U.S. 6 = 22 LIFE LITES