

ATTACHMENT F

REQUIRED PLAN NOTES

- 1 STRUCTURE/CULVERT IDENTIFICATION SIGNS
- 2 ITEM 848 - MICRO-SILICA MODIFIED CONCRETE OVERLAY USING HYDRODEMOLITION, AS PER PLAN ITEM 848 - SURFACE PREPARATION USING HYDRODEMOLITION, AS PER PLAN ITEM 848 - MICRO-SILICA MODIFIED CONCRETE OVERLAY (VARIABLE THICKNESS), MATERIAL ONLY, AS PER PLAN ITEM 848 - FULL DEPTH REPAIR, AS PER PLAN ITEM 848 - WEARING COURSE REMOVED, ASPHALT, AS PER PLAN ITEM 848 - EXISTING CONCRETE OVERLAY REMOVED, AS PER PLAN
- 3 SPECIAL - STRUCTURE, CURB REPAIR
- 4 SPECIAL - STRUCTURES: CONCRETE SPALL REMOVAL
- 5 ITEM SPECIAL - MISC.: VERTICAL CLEARANCE
- 6 ITEM 304 - AGGREGATE BASE, AS PER PLAN
- 7 ITEM 442 - ASPHALT CONCRETE SURFACE COURSE, 12.5mm, Type A (446), AS PER PLAN
- 8 ITEM 442 - ASPHALT CONCRETE SURFACE COURSE, 12.5mm, Type A (447), AS PER PLAN
- 9 ITEM 617 - COMPACTED AGGREGATE, AS PER PLAN
- 10 ITEM 408 - PRIME COAT, AS PER PLAN
- 11 PHASE JOINT FOR ASPHALT PAVEMENT
- 12 ITEM 614 WORK ZONE PAVEMENT MARKINGS, SPRAY THERMOPLASTIC, AS PER PLAN
- 13 ITEM 614 - MAINTAINING TRAFFIC MISC.: BRIDGE DECK AND PAVEMENT PATCHING
- 14 ITEM 615 PAVEMENT FOR MAINTAINING TRAFFIC, CLASS B, APP, TYPE 1 ITEM 615 PAVEMENT FOR MAINTAINING TRAFFIC, CLASS B, APP, TYPE 2 ITEM 615 PAVEMENT FOR MAINTAINING TRAFFIC, CLASS B, APP, TYPE 3 ITEM 615 PAVEMENT FOR MAINTAINING TRAFFIC, CLASS B, APP, TYPE 4
- 15 ITEM 615 - PAVEMENT FOR MAINTAINING TRAFFIC, CLASS A, AS PER PLAN
- 16 DETOUR NOTIFICATION [CITY/COUNTY]
- 17 MAINTENANCE OF TRAFFIC
- 18 ADVANCED NOTICE TO PAVE
- 19 614 WORK ZONE PAVEMENT MARKINGS, AS PER PLAN
- 20 BRIDGE PAINTING EQUIPMENT ON SHOULDERS
- 21 ITEM 622 - PORTABLE BARRIER PLACEMENT
- 22 ITS MESSAGE BOARDS
- 23 SPECIAL - WORK ZONE GUARDRAIL
- 24 COOPERATION BETWEEN CONTRACTORS
- 25 ITEM 625 - POWER SERVICE, AS PER PLAN

1 STRUCTURE/CULVERT IDENTIFICATION SIGNS

STRUCTURE IDENTIFICATION SIGNS (I-H25b) WILL BE PLACED ON EACH APPROACH OFF THE RIGHT SHOULDER, FACING TRAFFIC, AND BEHIND THE GUARDRAIL IF APPLICABLE. A QUANTITY OF ONE SIGN PER APPROACH WILL BE INSTALLED. THE SIGNS WILL HAVE A NON-REFLECTIVE WHITE SHEETING BACKGROUND.

THE SIGNS WILL BE MOUNTED ON NEW NO. 2 POSTS AND WILL BE INSTALLED AS PER STANDARD CONSTRUCTION DRAWING TC-41.20, MOST CURRENT REVISION. EACH POST WILL BE 7.5' IN LENGTH.

INSTALL SIGNS FOR THE FOLLOWING STRUCTURES: [add list of structures here]

- 2 ITEM 848 - MICRO-SILICA MODIFIED CONCRETE OVERLAY USING HYDRODEMOLITION, AS PER PLAN**
- ITEM 848 - SURFACE PREPARATION USING HYDRODEMOLITION, AS PER PLAN**
- ITEM 848 - MICRO-SILICA MODIFIED CONCRETE OVERLAY (VARIABLE THICKNESS), MATERIAL ONLY, AS PER PLAN**
- ITEM 848 - FULL DEPTH REPAIR, AS PER PLAN**
- ITEM 848 - WEARING COURSE REMOVED, ASPHALT, AS PER PLAN**
- ITEM 848 - EXISTING CONCRETE OVERLAY REMOVED, AS PER PLAN**

THESE ITEMS SHALL BE PERFORMED PER SUPPLEMENTAL SPECIFICATION "BRIDGE DECK REPAIR AND OVERLAY WITH CONCRETE USING HYDRO DEMOLITION" WITH THE FOLLOWING REVISIONS:

THE THICKNESS OF THE CONCRETE OVERLAY REMOVED, ASPHALT WEARING COURSE REMOVED, PROPOSED OVERLAY, AND THE DEPTH OF HYDRODEMOLITION SHALL BE AS SPECIFIED IN THE PLANS.

CONSTRUCTION JOINTS WILL NOT BE PERMITTED IN THE WHEEL LINE.

(SEE 848.12) THE COMPONENTS OF THE MICRO-SILICA MODIFIED CONCRETE SHALL BE PROPORTIONED AS FOLLOWS.

**CONCRETE TABLE
QUANTITIES PER CUBIC YARD
AGGREGATES (SSD)**

AGG TYPE	FINE AGG (LB)	#8 COARSE AGG (LB) *	AGG TOTAL (LB) *	CEMENT CONTENT (LB)	MICRO SILICA (LB)	WATER TO CEMENT-ITIOUS RATIO	AIR CONTENT +/- 2%	FIBER (1 1/4" POLYPROPYLENE) (LB) **
GRAVEL	1410	1430	2840	600	50	0.4	8	1
LIME-STONE	1410	1450	2860	600	50	0.4	8	1
SLAG	1300	1350	2650	600	50	0.4	8	1

* ALL COARSE AGGREGATE SHALL HAVE AN ABSORPTION OF 1.00% OR GREATER AS DEFINED PER ASTM C127

** FIBER MESH SHALL BE 100% VIRGIN POLYPROPYLENE IN A FIBRILLATED-NETWORK FORM AND SHALL BE 1 ¼" IN LENGTH.

THE WEIGHTS SPECIFIED IN THE CONCRETE TABLE WERE CALCULATED FOR MATERIALS OF THE FOLLOWING BULK SPECIFIC GRAVITIES (SSD): NATURAL SAND AND GRAVEL 2.62, LIMESTONE SAND 2.68, LIMESTONE 2.65, SLAG 2.30, MICRO-SILICA SOLIDS 2.20, AND PORTLAND CEMENT 3.15. FOR AGGREGATES OF SPECIFIC GRAVITIES DIFFERING MORE THAN PLUS OR MINUS 0.02 FROM THESE, THE WEIGHTS IN THE TABLE WILL BE CORRECTED. FIBER MESH WEIGHTS NOT INCLUDED IN MIX DESIGN.

ALL COARSE AGGREGATE SHALL HAVE AN ABSORPTION OF 1.00% OR GREATER AS DEFINED BY ASTM C127

ALL OTHER REQUIREMENTS OF THE SUPPLEMENTAL SPECIFICATION SHALL REMAIN IN EFFECT.

(SEE 848.21) THE FINAL DECK SOUNDING MAY TAKE PLACE WITHIN 24 HOURS OF A RAIN, AND THE DECK DOES NOT HAVE TO BE COMPLETELY DRY.

(SEE 848.23) FULL DEPTH REPAIR IS NOT REQUIRED IF LESS THAN ONE HALF OF THE DECK ORIGINAL CONCRETE THICKNESS IS SOUND.

(SEE 848.29) THE WET CURE TIME IS REDUCED FROM 72 HOURS TO 24 HOURS OR UNTIL A BEAM BREAK OF 600 PSI IS ACHIEVED, WHICHEVER IS GREATER. AFTER THE 24 HOUR WET CURE, THE FINISHED OVERLAY SURFACE SHALL BE CURED BY SPRAYING A UNIFORM APPLICATION OF CURING MATERIAL OF 705.07, TYPE 1 OR 1D, AS PER CMS 511.14 METHOD (B) MEMBRANE CURING. IF THE CURING COMPOUND CAN NOT BE PLACED WITHIN THE SAME SHORT TERM CLOSURE PERIOD AS THE OVERLAY, THE CONTRACTOR MAY ALLOW TRAFFIC ONTO THE OVERLAY, AND SHALL, AT THE NEXT AVAILABLE SHORT TERM CLOSURE PERIOD, APPLY THE MEMBRANE CURING COMPOUND.

(SEE 848.29) TRAFFIC WILL NOT BE PERMITTED ON THE FINISHED OVERLAY SURFACE UNTIL AFTER THE COMPLETION OF THE 24 HOUR WET CURE, AND AFTER TWO TEST BEAMS HAVE ATTAINED AN AVERAGE MODULUS OF RUPTURE OF 600 PST (4.2 Mpa).

(SEE 848.30) THE OVERLAY SURFACE EVAPORATION RATE REQUIREMENTS ARE IN EFFECT FROM 9:30 AM TO 11:00 PM. THEY ARE NOT IN EFFECT FROM 11:00 PM TO 11:00 AM.

(SEE 848.31) FOR EACH PHASE, THE CONTRACTOR SHALL PROVIDE ENOUGH MATERIAL FOR TWO BEAM BREAKS EACH AT 12 HOURS, 24 HOURS, 36 HOURS, AND 48 HOURS. THE DEPARTMENT WILL PERFORM THE BEAM BREAK TESTS AND DOCUMENT THE TIME OF THE POUR, THE TIME OF THE BEAM BREAK TESTS, AND THE MODULUS OF RUPTURE FOR EACH BEAM UNTIL THE MODULUS OF RUPTURE OF THE TWO TESTS IS NOT LESS THAN 650 PSI (4.5 MPa). TRAFFIC IS ALLOWED ON THE OVERLAY AT 600 PSI (4.5 Mpa).

ALL OTHER REQUIREMENTS OF THE SUPPLEMENTAL SPECIFICATION SHALL REMAIN IN EFFECT.

3 SPECIAL - STRUCTURE, CURB REPAIR

THIS ITEM WILL BE USED TO REPAIR THE DETERIORATED FACE OF THE CURB ON THE BRIDGE DECK AND/OR APPROACH SLABS. THIS WORK WILL BE PERFORMED IN ACCORDANCE WITH ITEM 519 - PATCHING CONCRETE STRUCTURES AND AS MODIFIED HEREIN.

PRIOR TO THE SURFACE CLEANING SPECIFIED IN 519.04 AND WITHIN 24 HOURS OF PLACING PATCHING MATERIAL, BLAST CLEAN ALL SURFACES TO BE PATCHED INCLUDING THE EXPOSED REINFORCING STEEL.

ACCEPTABLE METHODS INCLUDE HIGH-PRESSURE WATER BLASTING WITH OR WITHOUT ABRASIVES IN THE WATER, ABRASIVE BLASTING WITH CONTAINMENT, OR VACUUM ABRASIVE BLASTING.

PAYMENT FOR ALL OF THE ABOVE DESCRIBED LABOR AND MATERIALS WILL BE MADE AT THE CONTRACT PRICE BID FOR SPECIAL - PATCHING CONCRETE STRUCTURE, MISC.: CURB REPAIR AND WILL BE PAID FOR PER FOOT.

4 SPECIAL - STRUCTURES: CONCRETE SPALL REMOVAL

THIS WORK WILL CONSIST OF REMOVING ALL VISIBLY SPALLED AREAS OF THE BOTTOM DECK FLOOR OF STRUCTURE(S) ____-____-____ WITHOUT SOUNDING. AFTER SPALLED CONCRETE AREAS HAVE BEEN REMOVED, REMOVAL AREAS WILL BE SEALED WITH ITEM 512, SEALING OF CONCRETE SURFACES (EPOXY-URETHANE).

CONCRETE SPALL REMOVAL WILL BE PAID FOR AT THE UNIT BID PRICE FOR SPECIAL - STRUCTURE MISC.: CONCRETE SPALL REMOVAL. THIS PRICE WILL INCLUDE THE COST OF LABOR, EQUIPMENT, AND ALL INCIDENTALS REQUIRED TO COMPLETE THIS WORK.

SPEC, STRUCTURES: CONCRETE SPALL REMOVAL, ____ SQ YD
512, SEALING OF CONCRETE SURFACES (EPOXY-URETHANE), CONCRETE SPALL REMOVAL, ____ SQ YD

5 ITEM SPECIAL - MISC.: VERTICAL CLEARANCE

BEFORE ANY CONSTRUCTION TAKES PLACE AND AFTER ALL CONSTRUCTION HAS BEEN COMPLETED, A REGISTERED SURVEYOR WILL TAKE VERTICAL CLEARANCE MEASUREMENTS AT LOCATIONS INDICATED ON THE APPROVED ODOT FORM (AVAILABLE IN THE DISTRICT 4 STRUCTURES AND PAVEMENT OFFICE). THE FINAL MEASUREMENTS SHALL BE RECORDED ON THE FORM AND SUBMITTED TO THE PROJECT ENGINEER AND THE DISTRICT 4 STRUCTURES AND PAVEMENT ENGINEER. THE RECORD SHALL BEAR THE SEAL OF THE LICENSED SURVEYOR WHO HAS TAKEN THE MEASUREMENTS. THIS WORK SHALL BE PERFORMED AT ALL OF THE OVERHEAD STRUCTURES WITHIN THE PROJECT LIMITS.

6 ITEM 304 - AGGREGATE BASE, AS PER PLAN

GRANULATED SLAG (GS) SHALL NOT BE PERMITTED FOR THIS ITEM. ALL OTHER REQUIREMENTS OF SECTIONS 304 AND 703.17 OF THE CONSTRUCTION AND MATERIAL SPECIFICATIONS SHALL STILL BE APPLICABLE.

7 ITEM 442 - ASPHALT CONCRETE SURFACE COURSE, 12.5mm, Type A (446), AS PER PLAN

703.05 DO NOT USE COARSE AGGREGATE FROM A SOURCE DESIGNATED 'SR' OR 'SRH' ACCORDING TO THE OFFICE OF MATERIALS MANAGEMENT (OMM) IN ANY JOB MIX FORMULA (JMF) FOR THIS ITEM.

8 ITEM 442 - ASPHALT CONCRETE SURFACE COURSE, 12.5mm, Type A (447), AS PER PLAN

703.05 DO NOT USE COARSE AGGREGATE FROM A SOURCE DESIGNATED 'SR' OR 'SRH' ACCORDING TO THE OFFICE OF MATERIALS MANAGEMENT (OMM) IN ANY JOB MIX FORMULA (JMF) FOR THIS ITEM.

9 ITEM 617 - COMPACTED AGGREGATE, AS PER PLAN

IN LOW SHOULDER AREAS EXCEEDING 1", AND ADJACENT TO THE SAFETY EDGE, OR AS DIRECTED BY THE ENGINEER, RECYCLED ASPHALT PAVEMENT (RAP) SHALL BE USED IN AREAS ADJACENT TO THE PAVED BERM. THE RAP SHALL HAVE A MINIMUM PG CONTENT OF 4.5% AND MEET THE FOLLOWING GRADATION. ONCE THE STOCKPILE MEETS THE GRADATION, THE PG CONTENT OF THE RAP SHALL BE DETERMINED

PER 441.03. THE RAP ANALYSIS MUST BE SUBMITTED TO THE ENGINEER FOR APPROVAL 2 WEEKS PRIOR TO USE. METHOD OF MEASUREMENT SHALL BE AS PER 617.06. PLACEMENT AND COMPACTION SHALL MEET THE REQUIREMENTS OF ITEM 617. ALL MATERIALS, LABOR, EQUIPMENT, TOOLS AND INCIDENTALS NECESSARY TO COMPLETE THE WORK SHALL BE INCLUDED IN THE UNIT PRICE BID FOR ITEM 617 COMPACTED AGGREGATE, AS PER PLAN.

MODIFIED GRADATION SHALL APPLY:


SIEVE	TOTAL PERCENT PASSING
1-1/2"	100
3/4"	50-100
NO 4	35-70
NO 30	9-33
NO 200	0-13

10 ITEM 408 - PRIME COAT, AS PER PLAN

APPLY "MC-70" AT A RATE OF 0.4 GALLONS PER SQUARE YARD, OR AS DETERMINED BY THE ENGINEER, TO THE COMPLETED COMPACTED AGGREGATE SHOULDER.

11 PHASE JOINT FOR ASPHALT PAVEMENT

PER THE PHASING JOINT DETAIL, BEFORE PAVING AGAINST THE PHASE JOINT, THE CONTRACTOR SHALL MILL OUT THE UNCONSOLIDATED EDGE OF EACH PAVEMENT COURSE TO PROVIDE THE APPROPRIATE STEPS INT PAVEMENT JOINT, WHILE REMOVING THE UNCONSOLIDATED MATERIAL, PER THE DETAIL SHOWN UPON COMPLETION OF THE MILLING, THE VERTICAL FACES SHALL BE SEALED WITH SUPPLEMENTAL SPECIFICATION 875.02 HOT APPLIED ASPHALT JOINT ADHESIVE TO PROVIDE 100% COVERAGE OF THE JOINTS. THE COST FOR THE MILLING AND SEALING SHALL BE INCIDENTAL TO THE COST OF THE PAVEMENT ITEMS.

 The linked image cannot be displayed. The file may have been moved, renamed, or deleted. Verify that the link points to the correct file and location.

12 ITEM 614 WORK ZONE PAVEMENT MARKINGS, SPRAY THERMOPLASTIC, AS PER PLAN

THE CONTRACTOR SHALL PLACE THE WORK ZONE PAVEMENT MARKINGS, SPRAY THERMOPLASTIC, AS PER PLAN PER ODOT SPECIFICATION 614.11 AND ODOT SPECIFICATION 648 WITH THE EXCEPTION ODOT SPECIFICATION 648.05 SHALL BE MODIFIED TO ALLOW PLACEMENT OF THE MATERIAL AT A TEMPERATURE OF NOT LESS THAN 35 DEGREES FAHRENHEIT.

13 ITEM 614 - MAINTAINING TRAFFIC MISC.: BRIDGE DECK AND PAVEMENT PATCHING

THIS WORK WILL BE AS DIRECTED BY THE ENGINEER AND WILL INCLUDE ALL ASSOCIATED MOT COSTS WITH THE ACTIVITY. THE COST FOR EACH ITEM SHALL BE \$1.00. THE FIXED AMOUNT SHOWN IN THE PROPOSAL IS INCLUDED (AS ANY OTHER BID ITEMS) IN THE TOTAL BID AMOUNT. THIS FIXED AMOUNT IS THE DEPARTMENT’S ESTIMATE OF THE TOTAL COST OF BRIDGE DECK AND PAVEMENT PATCHING WORK REQUIRED TO BE PERFORMED WITHIN THE WORK LIMITS AS DIRECTED BY THE ENGINEER. C&MS TABLE 104.02-2 DOES NOT APPLY TO REDUCTIONS IN THIS CONTRACT ITEM. FORCE ACCOUNT RECORDS SHALL BE KEPT TO TRACK AND ULTIMATELY DETERMINE THE AMOUNT OF THE PAY ITEM USED. THE WORK ITEM SHALL INCLUDE ALL WORK, AS DIRECTED BY THE ENGINEER, NEEDED TO RE-ESTABLISH A REASONABLY SAFE AND PASSABLE CONDITION OF THE DECK AND/OR PAVEMENT FOR THE DURATION OF THE REQUIRED UPCOMING MOT PHASES. THE CONTRACTOR SHALL MEET WITH THE ENGINEER TO ESTABLISH THE WORK AFTER EXECUTION OF THE CONTRACT. THE CONTRACTOR’S PROPOSED PHASING AND PHASING DURATIONS WILL ASSIST THE ENGINEER IN DETERMINING THE EXTENT OF THE WORK. THIS WORK IS ONLY INTENDED TO ESTABLISH A SAFE AND DRIVABLE CONDITION FOR THE DURATION OF THE PROJECT. THIS DOES NOT RELIEVE THE CONTRACTOR OF THE RESPONSIBILITIES OF 614.02B.

- 14 ITEM 615 PAVEMENT FOR MAINTAINING TRAFFIC, CLASS B, APP, TYPE 1**
- ITEM 615 PAVEMENT FOR MAINTAINING TRAFFIC, CLASS B, APP, TYPE 2**
- ITEM 615 PAVEMENT FOR MAINTAINING TRAFFIC, CLASS B, APP, TYPE 3**
- ITEM 615 PAVEMENT FOR MAINTAINING TRAFFIC, CLASS B, APP, TYPE 4**

THIS ITEM SHALL BE UTILIZED FOR THE PAVEMENT REPAIRS NEEDED DURING THIS CONSTRUCTION PROCESS. ALL AREAS TO BE REPAIRED SHALL BE LOCATED BY THE ENGINEER. IT IS LIKELY THAT REPAIRS WILL BE NEEDED PRIOR TO EACH PHASE SWITCH. GREAT CARE SHALL BE TAKEN TO MAINTAIN THE EXISTING PAVEMENT CROSS SLOPE AS WELL AS ALL LONGITUDINAL SLOPES. THE TYPE OF REPAIR SHALL BE DETERMINED BY THE PROJECT ENGINEER. PAYMENT FOR ALL LABOR, EQUIPMENT AND MATERIALS REQUIRED FOR MAINTENANCE OF TRAFFIC FOR PAVEMENT REPAIRS SHALL BE INCLUDED IN THE LUMP SUM CONTRACT PRICE FOR ITEM 614, MAINTAINING TRAFFIC.

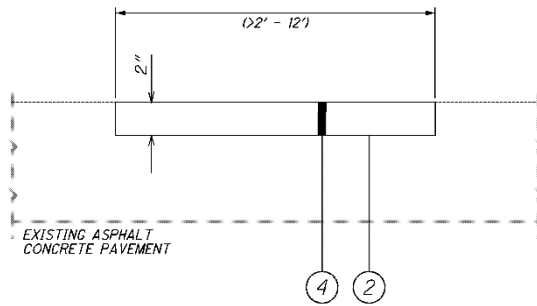
TYPE 1 - IS TO BE USED WHEN YOU NEED TO MILL & FILL AN AREA OF VARYING LENGTH AND HAVE AN AVERAGE WIDTH OF NOT LESS THAN 2 FEET.

TYPE 2 - IS TO BE USED FOR FIXING THE LONGITUDINAL JOINT ISSUES OF VARYING LENGTH AND HAVE A CONSISTENT WIDTH OF 2 FEET.

TYPE 3 - IS TO BE USED FOR DEEPER REPAIRS (POTHOLE)S OF VARYING LENGTH AND WILL HAVE AN AVERAGE WIDTH OF NOT LESS THAN 4 FEET.

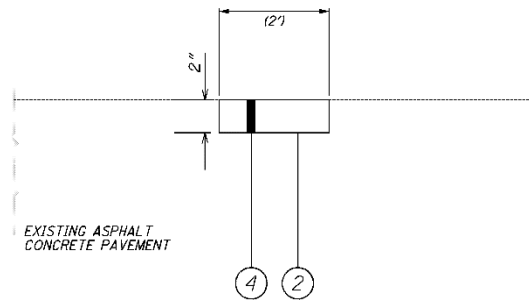
TYPE 4 - IS TO BE USED FOR COMPOSITE PAVEMENT REPAIRS OF VARYING LENGTH AND WILL HAVE AN AVERAGE WIDTH OF NOT LESS THAN 3 FEET.

ALL COSTS ASSOCIATED WITH REMOVING AND REPLACING PAVEMENT AND TACK COAT FOR THE REPAIRS SHALL BE INCIDENTAL TO ITEM 615 PAVEMENT FOR MAINTAINING TRAFFIC, CLASS B, AS PER PLAN.



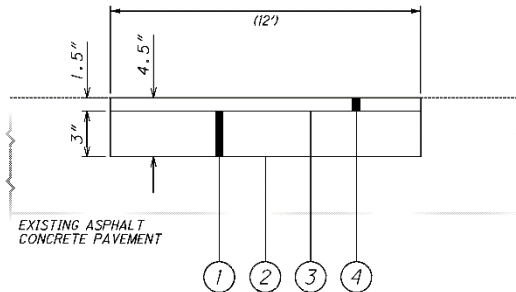
TYPE 1 DETAIL

PARTIAL DEPTH PAVEMENT REPAIR, AS PER PLAN TYPE 1



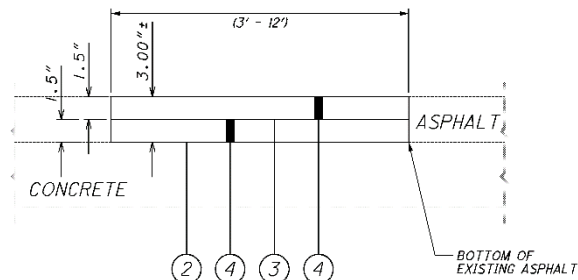
TYPE 2 DETAIL

PARTIAL DEPTH PAVEMENT REPAIR, AS PER PLAN TYPE 2



TYPE 3 DETAIL

PARTIAL DEPTH PAVEMENT REPAIR, AS PER PLAN TYPE 3



TYPE 4 DETAIL

PARTIAL DEPTH PAVEMENT REPAIR, AS PER PLAN TYPE 4

LEGEND:

- | | |
|---|---|
| (1) ITEM 301 - ASPHALT CONCRETE BASE, PG64-22 | (3) ITEM 407- TACK COAT FOR INTERMEDIATE @ 0.05 PER SY. YD. |
| (2) ITEM 407 - TACK COAT @0.075 PER SY. YD. | (4) ITEM 441 -TYPE 1 (AS DESCRIBED IN C&MS 615.05) |

15 ITEM 615 - PAVEMENT FOR MAINTAINING TRAFFIC, CLASS A, AS PER PLAN

IN ADDITION TO THE REQUIREMENTS OF 615

ON THIS PROJECT THE CLASS A PAVEMENT FOR MAINTAINING TRAFFIC SHALL BE 18 FEET WIDE AND THE ROADWAY WIDTH SHALL NOT BE LESS THAN 22 FEET OUT TO OUT OF SHOULDERS. THE EXISTING PAVEMENT/SHOULDER SHALL BE SAWCUT AS PER 203.04(E).

UPON COMPLETION OF THE PROJECT, THE CONTRACTOR SHALL REMOVE THE PAVEMENT FOR MAINTAINING TRAFFIC INCLUDING ANY TEMPORARY DRAINAGE FACILITIES. THE AFFECTED EXISTING EARTH MEDIAN AND PAVED SHOULDERS SHALL BE RESTORED TO THEIR ORIGINAL CONDITION AS DIRECTED BY THE ENGINEER AND AS PER 615.08.

PAVEMENT FOR MAINTAINING TRAFFIC SHALL NOT BE OPENED TO TRAFFIC UNTIL ALL WORK ZONE TRAFFIC CONTROL DEVICES, SIGNS, PAVEMENT MARKINGS AND PORTABLE CONCRETE BARRIERS HAVE BEEN ERECTED AND APPROVED BY THE ENGINEER.

ALTHOUGH ESTIMATES FOR TEMPORARY EXCAVATION, EMBANKMENT AND TEMPORARY DRAINAGE FACILITIES MAY BE SHOWN ON THE PLAN DETAILS, THESE ITEMS SHALL BE CONSIDERED INCIDENTAL TO, AND INCLUDED WITH PAYMENT FOR ITEM 615 ROADS FOR MAINTAINING TRAFFIC.

16 DETOUR NOTIFICATION [CITY/COUNTY]

THE CONTRACTOR SHALL ADVISE THE ODOT DISTRICT OFFICE (330-786-3148) AND COUNTY/CITY EIGHTEEN (18) DAYS IN ADVANCE OF WHEN THE DETOUR ROUTE SHOULD BE IN EFFECT. ALL WORK ZONE DEVICES REQUIRED SHALL BE FURNISHED, ERECTED, MAINTAINED, AND SUBSEQUENTLY REMOVED BY THE CONTRACTOR. PAYMENT FOR ALL WORK ASSOCIATED WITH THE DETOUR SHALL BE INCLUDED UNDER THE LUMP SUM BID FOR ITEM 614, DETOUR SIGNING.

17 MAINTENANCE OF TRAFFIC

THIS ITEM SHALL CONSIST OF MAINTENANCE OF TRAFFIC ON EXISTING ROADWAYS AND RAMPS IN ACCORDANCE WITH THE OHIO MANUAL OF UNIFORM TRAFFIC CONTROL DEVICES FOR STREETS AND HIGHWAYS, CURRENT EDITION, LATEST REVISION, THE SPECIFICATIONS AND THE FOLLOWING:

1. A MINIMUM OF ONE TEN FOOT LANE IN EACH DIRECTION SHALL BE MAINTAINED ON THE EXISTING PAVEMENT OR COMPLETED PAVEMENT DURING CONSTRUCTION OF THE WORK.
2. THE CONTRACTOR SHALL INFORM THE DISTRICT OFFICE (330) 786 -2208, EIGHTEEN (18) DAYS PRIOR TO THE BEGINNING OF WORK.
3. LANE RESTRICTIONS OR LANE REDUCTIONS SHALL NOT BE PERMITTED AFTER NORMAL WORKING HOURS. NORMAL WORKING HOURS SHALL BE THOSE HOURS DURING WHICH THE CONTRACTOR HAS A FULL COMPLEMENT OF EMPLOYEES AND EQUIPMENT ACTIVELY REMOVING AND/OR PLACING PAVEMENT MATERIALS.
4. ALL FULL DEPTH PAVEMENT REMOVAL AND REPLACEMENT OPERATIONS SHALL BE COMPLETED THE SAME DAY THE EXCAVATION IS MADE. IF THE CONTRACTOR CANNOT COMPLETE THE WORK, THE EXCAVATION SHALL BE BACKFILLED OR PROTECTED AS PER STANDARD CONSTRUCTION DRAWING MT-101.90.
5. TRUCK MOUNTED ATTENUATORS [TMA'S] SHALL BE USED AS SHOWN IN THE STANDARD CONSTRUCTION DRAWINGS.
6. UNDER NO CIRCUMSTANCES SHALL THE CONTRACTOR BE PERMITTED TO HAVE SUCCESSIVE WORK ZONES UNLESS THE DISTANCE BETWEEN THE DRUMS, BARRICADES OR CONES EXCEEDS TWO (2) MILES RURAL OR ONE [1] MILE URBAN.
7. FOR ROUTES NOT ON THE PERMITTED LANE CLOSURE CHART, ONLY DURING OFF-PEAK PERIODS (ie ANY PERIOD OTHER THAN 6-8AM AND 3-6PM) SHALL THE CONTRACTOR INSTALL AND SUBSEQUENTLY RESET ALL TRAFFIC CONTROL NECESSARY FOR THE WORK ZONE FOR EACH CONSTRUCTION PHASE.
8. IN ADDITION TO THE REQUIREMENTS OF 614.11 WORK ZONE PAVEMENT MARKINGS, AT THE END OF EACH DAY OF WORK, THE CONTRACTOR SHALL REPLACE (WITH WORK ZONE MARKINGS) ALL LANE, CENTER, STOP OR CHANNELIZING LINES THAT WERE REMOVED OR COVERED DURING THE PAVEMENT REMOVAL OR PLACEMENT OPERATIONS. QUANTITIES FOR SUCH PLACEMENT ARE CARRIED AS PART OF THE ITEMS LISTED UNDER 614 WORK ZONE PAVEMENT MARKINGS.
9. PRIOR TO OPENING TO TRAFFIC EACH LANE SHALL BE IN A SAFE, PASSABLE CONDITION. ALL TRANSVERSE JOINTS SHALL EXTEND ACROSS THE FULL LANE AND SHOULDER WIDTH AND EACH LANE SHALL BE FREE FROM UNEVEN LONGITUDINAL JOINTS. THE CONTRACTOR SHALL PROVIDE ASPHALT WEDGES FOR TRANSVERSE JOINTS WHEREVER THERE ARE PAVEMENT ELEVATION DIFFERENCES.
10. THE CONTRACTOR SHALL PLACE THE SIGNS: W8-1 [BUMP] PER OMUTCD 2C.28; W8-11 [UNEVEN LANES] PER OMUCTD 6F.45; AND W6-3 [TWO-WAY TRAFFIC] PER OMUTCD 6F.32. PAYMENT FOR THESE SIGNS SHALL BE INCIDENTAL TO THE LUMP SUM ITEM 614- MAINTAINING TRAFFIC. A QUANTITY OF ITEM 614 WORK ZONE MARKING SIGNS HAS BEEN INCLUDED IN THE PLANS PER CMS 614.04.
11. THE CONTRACTOR SHALL SET A WORK ZONE AT THE REQUEST OF THE ENGINEER TO ALLOW THE LAYOUT OF THE PARTIAL/FULL DEPTH PAVEMENT REPAIR AREAS. THIS WORK IS INCIDENTAL TO ITEM 614 MAINTAINING TRAFFIC.

SIGNS W8-H7 [LOOSE GRAVEL/ FRESH TAR], AND W13-1 [SPEED PLAQUE] SHALL BE PLACED PER STANDARD CONSTRUCTION DRAWING MT-97.12 (MT-97.11), AND PAYMENT FOR THESE SIGNS SHALL BE INCIDENTAL TO THE LUMP SUM ITEM 614- MAINTAINING TRAFFIC. A QUANTITY OF ITEM 614 WORK ZONE MARKING SIGNS HAS BEEN INCLUDED IN THE PLANS PER CMS 614.04.

18 ADVANCED NOTICE TO PAVE

THE CONTRACTOR SHALL SUBMIT FOR APPROVAL TO THE DISTRICT CONSTRUCTION ENGINEER A DETAILED SCHEDULE 15 DAYS PRIOR TO THE PLACEMENT OF THE OVERLAY COURSES, ON HOW THEY PROPOSE TO PROSECUTE THE PAVING OPERATIONS. THE DETAILS SHALL SHOW THE ORDER OF PERFORMANCE OF EACH STAGE (START TO FINISH) OF THE WORK INCLUDING THE MAINTENANCE OF TRAFFIC THAT WILL BE USED.

19 614 WORK ZONE PAVEMENT MARKINGS, AS PER PLAN

IN ADDITION TO THE REQUIREMENTS OF 614.11, ALL CLASS 1 EDGE LINES, LANE LINES, CENTER LINES AND DOTTED LINES SHALL BE 6 INCHES WIDE AND CHANNELIZING MARKINGS SHALL BE 12 INCHES WIDE. THE APPLICATION RATES FOR THE 6 INCH LINES SHALL BE 1.5 TIMES THE RATES SPECIFIED FOR 4 INCH LINES IN TABLE 614.11-1.

20 BRIDGE PAINTING EQUIPMENT ON SHOULDERS

IF BRIDGE PAINTING EQUIPMENT IS TO REMAIN ON THE SHOULDERS WHEN THE CONTRACTOR IS NOT WORKING, IT SHALL BE PLACED BEHIND PORTABLE CONCRETE BARRIER (PCB) AND A WORK ZONE IMPACT ATTENUATOR (WZIA) SHALL PROTECT THE LEADING BLUNT END OF THE PCB (SEE OMUTCD, FIGURE 6H-5 "SHOULDER CLOSURE ON FREEWAY" (TYPICAL APPLICATION 5)). IF THE CONTRACTOR CHOOSES TO PROTECT PAINTING EQUIPMENT WITH PCB AND A WZIA, THE COST SHALL BE CONSIDERED INCIDENTAL TO THE LUMP SUM BID FOR MAINTAINING TRAFFIC.

21 ITEM 622 - PORTABLE BARRIER PLACEMENT

DURING THE PLACEMENT OF THE PORTABLE BARRIER, TRAFFIC WILL BE PROHIBITED FROM OCCUPYING THE TRAVEL LANE ADJACENT TO THE BARRIER. THE BARRIER WILL BE PLACED AT NIGHT PER THE WORK HOUR RESTRICTION NOTE AND IN ACCORDANCE WITH THE PERMITTED LANE CLOSURE MAP. THE CLOSURE OF THE ADJACENT LANE WILL BE PER THE STANDARD DRAWING MT-95.30.

THE CONTRACTOR WILL SUBMIT A PLAN TO THE ENGINEER FOR APPROVAL SEVEN (7) DAYS IN ADVANCE OF THE PLANNED LANE CLOSURE. WORK WILL NOT BEGIN UNTIL APPROVAL OF THE PLANS HAS BEEN GRANTED.

22 ITS MESSAGE BOARDS

THE EXISTING ITS MESSAGE BOARDS IN THE VICINITY OF THE PROJECT WILL BE UTILIZED TO PROVIDE SUPPLEMENTAL INFORMATION TO THE TRAVELING PUBLIC. THE CONTRACTOR WILL NOTIFY THE PROJECT ENGINEER ONE [1] WEEK IN ADVANCE OF ANY PHASE CHANGE ON _____. THE PROJECT ENGINEER WILL COORDINATE WITH THE PROJECT ENGINEER TO GET THE ITS MESSAGE BOARDS ADJUSTED.

23 SPECIAL - WORK ZONE GUARDRAIL

THIS WORK AND MATERIALS SHALL COMPLY WITH ITEM 606 FOR PERMANENT GUARDRAIL, EXCEPT THAT USED TYPE 5 RAILS AND POSTS MAY BE USED IF IN GOOD CONDITION AND APPROVED BY THE ENGINEER. FOR EXISTING GUARDRAIL RUNS WHICH REQUIRE AN EXTENSION, THE EXISTING END TERMINAL ASSEMBLY SHALL BE REMOVED AND RESET TO THE NEW LOCATIONS, AS SHOWN ON THE PLANS. NEW RUNS, FOR BRIDGE PARAPET PROTECTION SHALL HAVE THE APPROPRIATE BRIDGE TERMINAL ASSEMBLIES INSTALLED. UPON COMPLETION OF THE PHASE WHICH REQUIRES THE TEMPORARY GUARDRAIL, ALL

WORK ZONE GUARDRAIL SHALL BE REMOVED AND THE POST HOLES BACKFILLED (UNLESS PERMANENT GRADING TO BE PERFORMED LATER WOULD REPAIR THE HOLES), ALL TERMINAL ASSEMBLIES REMOVED, AND END TERMINAL ASSEMBLIES RESET TO THEIR ORIGINAL LOCATION.

24 COOPERATION BETWEEN CONTRACTORS

THE CONTRACTOR SHALL BE ADVISED THAT PROJECT __ (PID__) MAY BE ONGOING IN AN AREA IMMEDIATELY ADJACENT TO AND WITHIN THE PROJECT LIMITS OF THIS PROJECT. THE CONTRACTOR SHALL SCHEDULE HIS WORK SO AS TO CAUSE A MINIMUM OF DELAY OR CONFLICT WITH THE OTHER PROJECTS. IN ACCORDANCE WITH 105.08, THE CONTRACTOR SHALL ARRANGE WITH THE OTHER CONTRACTORS APPROVAL OF THE ENGINEER. THE CONTRACTOR SHALL RECEIVE DAILY APPROVALS FROM THE ENGINEER PRIOR TO COMMENCING ANY OPERATIONS. ANY CONFLICT BETWEEN CONTRACTORS INVOLVING WORK SCHEDULES, WORK AREA, OR COOPERATION SHALL BE RESOLVED BY THE ENGINEER. COMPENSATION FOR THE ABOVE COOPERATION SHALL BE INCIDENTAL TO THE VARIOUS PAY ITEMS INCLUDED WITHIN THIS PROJECT.

25 ITEM 625 - POWER SERVICE, AS PER PLAN

IN ADDITION TO THE REQUIREMENTS OF THE SPECIFICATIONS, THE FOLLOWING SHALL APPLY.

POWER SERVICE: 480 VOLT, 3-WIRE, SINGLE PHASE, GROUNDED NEUTRAL. THIS PROJECT HAS BEEN DESIGNED ON THE BASIS OF 5% VOLTAGE DROP WITH A MAXIMUM UNIFORMITY RATIO OF 4.0 TO 1.0 FOR CONVENTIONAL UNITS AND 3.0 TO 1.0 FOR HIGH MAST UNITS.

ALL POWER SERVICES SHALL BE METERED. THE METER BASE MOUNTING HEIGHT SHALL BE NO MORE THAN FIVE (5) FEET HIGH TO THE CENTER OF THE METER BASE FROM THE GROUND. A NON-FUSED DISCONNECT SHALL BE INSTALLED ON THE POWER SIDE OF THE METER BASE. THE CONTRACTOR SHALL SUPPLY THE NECESSARY METER BASES AND DISCONNECTS

THE CONTRACTOR SHALL PAY ALL ELECTRICAL ENERGY CHARGES FOR NEW POWER SERVICES ESTABLISHED BY THIS PROJECT. UPON COMPLETION OF THIS PROJECT AND AFTER WRITTEN AUTHORIZATION FROM THE DISTRICT CONSTRUCTION ENGINEER, POWER SERVICE ELECTRICAL ENERGY ACCOUNTS SHALL BE TRANSFERRED TO THE MAINTAINING AGENCY. THIS SHALL INCLUDE NEW POWER SERVICE ESTABLISHED BY THIS PROJECT AS WELL AS REASSIGNMENT OF EXISTING SERVICE DUE TO WORK PERFORMED BY THIS PROJECT. IF POWER SERVICE IS TRANSFERRED PRIOR TO RECEIVING THE WRITTEN AUTHORIZATION, A DISINCENTIVE OF \$100 PER DAY SHALL BE ASSESSED FOR EACH CALENDAR DAY OF NON-COMPLIANCE.

PAYMENT WILL BE MADE AT THE UNIT BID PRICE FOR EACH CMS ITEM 625, "POWER SERVICE, AS PER PLAN" WHICH SHALL BE FULL COMPENSATION FOR ALL LABOR, MATERIALS AND INCIDENTALS REQUIRED TO COMPLETE THIS ITEM IN A SATISFACTORY AND WORKMANLIKE MANNER.