

SR 747 & SR 129 EB Ramps - TMC

Thu Jun 16, 2022

Full Length (7 AM-7 PM)

All Classes (Lights, Articulated Trucks, Buses and Single-Unit Trucks, Pedestrians)

All Movements

ID: 964458, Location: 39.380497, -84.454724



Provided by: Burgess & Niple

5085 Reed Rd, Columbus, OH, 43220, US

Leg Direction	SR 747 Southbound						SR 129 EB On-ramp Westbound						SR 747 Northbound						SR 129 EB Off-ramp Eastbound						Int
	R	T	L	U	App	Ped*	R	T	L	U	App	Ped*	R	T	L	U	App	Ped*	R	T	L	U	App	Ped*	
2022-06-16 7:00AM	0	175	157	0	332	0	0	0	0	0	0	67	56	0	0	123	0	56	0	8	0	64	0	519	
7:15AM	0	239	151	0	390	0	0	0	0	0	0	79	92	0	0	171	0	58	0	8	0	66	0	627	
7:30AM	0	235	162	0	397	0	0	0	0	0	0	72	89	0	0	161	0	72	0	10	0	82	0	640	
7:45AM	0	228	143	0	371	0	0	0	0	0	0	64	118	0	0	182	0	47	0	9	0	56	0	609	
Hourly Total	0	877	613	0	1490	0	0	0	0	0	0	282	355	0	0	637	0	233	0	35	0	268	0	2395	
8:00AM	0	208	140	0	348	0	0	0	0	0	0	60	93	0	0	153	0	42	0	12	0	54	0	555	
8:15AM	0	181	162	1	344	0	0	0	0	0	0	66	124	0	0	190	0	38	0	7	0	45	0	579	
8:30AM	0	180	140	0	320	0	0	0	0	0	0	86	105	0	0	191	0	35	0	14	0	49	0	560	
8:45AM	0	201	144	0	345	0	0	0	0	0	0	70	122	0	0	192	0	59	0	14	0	73	0	610	
Hourly Total	0	770	586	1	1357	0	0	0	0	0	0	282	444	0	0	726	0	174	0	47	0	221	0	2304	
9:00AM	0	142	78	0	220	0	0	0	0	0	0	49	104	0	0	153	0	35	0	12	0	47	0	420	
9:15AM	0	139	89	0	228	0	0	0	0	0	0	55	118	0	0	173	0	42	0	13	0	55	0	456	
9:30AM	0	141	90	0	231	0	0	0	0	0	0	61	121	0	0	182	0	51	0	8	0	59	0	472	
9:45AM	0	137	96	0	233	0	0	0	0	0	0	57	98	0	0	155	0	43	0	12	0	55	0	443	
Hourly Total	0	559	353	0	912	0	0	0	0	0	0	222	441	0	0	663	0	171	0	45	0	216	0	1791	
10:00AM	0	119	101	0	220	0	0	0	0	0	0	49	132	0	0	181	0	43	0	8	0	51	0	452	
10:15AM	0	121	83	0	204	0	0	0	0	0	0	44	123	0	0	167	0	40	0	10	0	50	0	421	
10:30AM	0	120	93	0	213	0	0	0	0	0	0	56	104	0	0	160	0	29	0	11	0	40	0	413	
10:45AM	0	137	79	0	216	0	0	0	0	0	0	52	116	0	0	168	0	29	0	17	0	46	0	430	
Hourly Total	0	497	356	0	853	0	0	0	0	0	0	201	475	0	0	676	0	141	0	46	0	187	0	1716	
11:00AM	0	150	82	0	232	0	0	0	0	0	0	27	122	0	0	149	0	46	0	7	0	53	0	434	
11:15AM	0	126	85	0	211	0	0	0	0	0	0	50	133	0	0	183	0	37	0	20	0	57	0	451	
11:30AM	0	154	89	0	243	0	0	0	0	0	0	65	135	0	0	200	0	33	0	12	0	45	0	488	
11:45AM	0	155	107	0	262	0	0	0	0	0	0	59	134	0	0	193	0	48	0	11	0	59	0	514	
Hourly Total	0	585	363	0	948	0	0	0	0	0	0	201	524	0	0	725	0	164	0	50	0	214	0	1887	
12:00PM	0	145	69	0	214	0	0	0	0	0	0	54	150	0	0	204	0	34	0	13	0	47	0	465	
12:15PM	0	142	83	0	225	0	0	0	0	0	0	49	150	0	0	199	0	33	0	10	0	43	0	467	
12:30PM	0	151	84	0	235	0	0	0	0	0	0	49	171	0	0	220	0	31	0	9	0	40	0	495	
12:45PM	0	166	94	0	260	0	0	0	0	0	0	48	147	0	0	195	0	39	0	12	0	51	0	506	
Hourly Total	0	604	330	0	934	0	0	0	0	0	0	200	618	0	0	818	0	137	0	44	0	181	0	1933	
1:00PM	0	133	76	0	209	0	0	0	0	0	0	42	173	0	0	215	0	46	0	6	0	52	0	476	
1:15PM	0	125	79	0	204	0	0	0	0	0	0	28	143	0	0	171	0	49	0	14	0	63	0	438	
1:30PM	0	133	84	0	217	0	0	0	0	0	0	40	154	0	0	194	0	37	0	9	0	46	0	457	
1:45PM	0	147	84	0	231	0	0	0	0	0	0	40	170	0	0	210	0	49	0	14	0	63	0	504	
Hourly Total	0	538	323	0	861	0	0	0	0	0	0	150	640	0	0	790	0	181	0	43	0	224	0	1875	
2:00PM	0	129	83	0	212	0	0	0	0	0	0	44	173	0	0	217	0	30	0	8	0	38	0	467	
2:15PM	0	132	70	1	203	0	0	0	0	0	0	42	152	0	0	194	0	48	0	20	0	68	0	465	
2:30PM	0	143	76	0	219	0	0	0	0	0	0	55	182	0	0	237	0	28	0	7	0	35	0	491	
2:45PM	0	158	86	0	244	0	0	0	0	0	0	54	212	0	0	266	0	35	0	13	0	48	0	558	
Hourly Total	0	562	315	1	878	0	0	0	0	0	0	195	719	0	0	914	0	141	0	48	0	189	0	1981	
3:00PM	0	145	80	0	225	0	0	0	0	0	0	62	204	0	0	266	0	26	0	16	0	42	0	533	
3:15PM	0	125	84	0	209	0	0	0	0	0	0	66	223	0	0	289	0	37	0	16	0	53	0	551	
3:30PM	0	140	97	0	237	0	0	0	0	0	0	66	222	0	0	288	0	34	0	12	0	46	0	571	
3:45PM	0	156	72	0	228	0	0	0	0	0	0	71	222	0	0	293	0	34	0	24	0	58	0	579	
Hourly Total	0	566	333	0	899	0	0	0	0	0	0	265	871	0	0	1136	0	131	0	68	0	199	0	2234	
4:00PM	0	143	82	0	225	0	0	0	0	0	0	71	208	0	0	279	0	44	0	20	0	64	0	568	
4:15PM	0	191	76	0	267	0	0	0	0	0	0	88	255	0	0	343	0	49	0	18	0	67	0	677	
4:30PM	0	198	90	0	288	0	0	0	0	0	0	68	269	0	0	337	0	44	0	19	0	63	0	688	
4:45PM	0	149	102	0	251	0	0	0	0	0	0	82	239	0	0	321	0	42	0	23	0	65	0	637	
Hourly Total	0	681	350	0	1031	0	0	0	0	0	0	309	971	0	0	1280	0	179	0	80	0	259	0	2570	
5:00PM	0	196	101	0	297	0	0	0	0	0	0	80	241	0	0	321	0	28	0	18	0	46	0	664	
5:15PM	0	196	95	0	291	0	0	0	0	0	0	84	244	0	0	328	0	37	0	20	0	57	0	676	
5:30PM	0	189	88	0	277	0	0	0	0	0	0	81	273	0	0	354	0	40	1	16	0	57	0	688	
5:45PM	0	170	106	0	276	0	0	0	0	0	0	76	238	0	0	314	0	34	0	14	0	48	0	638	

Leg Direction	SR 747 Southbound						SR 129 EB On-ramp Westbound						SR 747 Northbound						SR 129 EB Off-ramp Eastbound						
Time	R	T	L	U	App	Ped*	R	T	L	U	App	Ped*	R	T	L	U	App	Ped*	R	T	L	U	App	Ped*	Int
Hourly Total	0	751	390	0	1141	0	0	0	0	0	0	0	321	996	0	0	1317	0	139	1	68	0	208	0	2666
6:00PM	0	126	86	0	212	0	0	0	0	0	0	0	73	207	0	0	280	0	27	0	24	0	51	0	543
6:15PM	0	108	91	0	199	0	0	0	0	0	0	0	68	182	0	0	250	0	34	0	15	0	49	0	498
6:30PM	0	126	66	0	192	0	0	0	0	0	0	0	56	195	0	0	251	0	32	0	9	0	41	0	484
6:45PM	0	151	78	0	229	0	0	0	0	0	0	0	44	155	0	0	199	0	18	0	7	0	25	0	453
Hourly Total	0	511	321	0	832	0	0	0	0	0	0	0	241	739	0	0	980	0	111	0	55	0	166	0	1978
<b>Total</b>	0	7501	4633	2	12136	0	0	0	0	0	0	0	2869	7793	0	0	10662	0	1902	1	629	0	2532	0	25330
<b>% Approach</b>	0%	61.8%	38.2%	0%	-	-	0%	0%	0%	0%	-	-	26.9%	73.1%	0%	0%	-	-	75.1%	0%	24.8%	0%	-	-	-
<b>% Total</b>	0%	29.6%	18.3%	0%	47.9%	-	0%	0%	0%	0%	0%	-	11.3%	30.8%	0%	0%	42.1%	-	7.5%	0%	2.5%	0%	10.0%	-	-
<b>Lights</b>	0	7160	4479	2	11641	-	0	0	0	0	0	-	2737	7463	0	0	10200	-	1845	1	614	0	2460	-	24301
<b>% Lights</b>	0%	95.5%	96.7%	100%	95.9%	-	0%	0%	0%	0%	-	-	95.4%	95.8%	0%	0%	95.7%	-	97.0%	100%	97.6%	0%	97.2%	-	95.9%
<b>Articulated Trucks</b>	0	117	48	0	165	-	0	0	0	0	0	-	66	82	0	0	148	-	25	0	3	0	28	-	341
<b>% Articulated Trucks</b>	0%	1.6%	1.0%	0%	1.4%	-	0%	0%	0%	0%	-	-	2.3%	1.1%	0%	0%	1.4%	-	1.3%	0%	0.5%	0%	1.1%	-	1.3%
<b>Buses and Single-Unit Trucks</b>	0	224	106	0	330	-	0	0	0	0	0	-	66	248	0	0	314	-	32	0	12	0	44	-	688
<b>% Buses and Single-Unit Trucks</b>	0%	3.0%	2.3%	0%	2.7%	-	0%	0%	0%	0%	-	-	2.3%	3.2%	0%	0%	2.9%	-	1.7%	0%	1.9%	0%	1.7%	-	2.7%
Pedestrians	-	-	-	-	-	0	-	-	-	-	-	0	-	-	-	-	-	0	-	-	-	-	-	0	-
% Pedestrians	-	-	-	-	-	-	-	-	-	-	-	-	-	-	-	-	-	-	-	-	-	-	-	-	-

\* Pedestrians and Bicycles on Crosswalk. L: Left, R: Right, T: Thru, U: U-Turn

SR 747 & SR 129 EB Ramps - TMC

Thu Jun 16, 2022

Full Length (7 AM-7 PM)

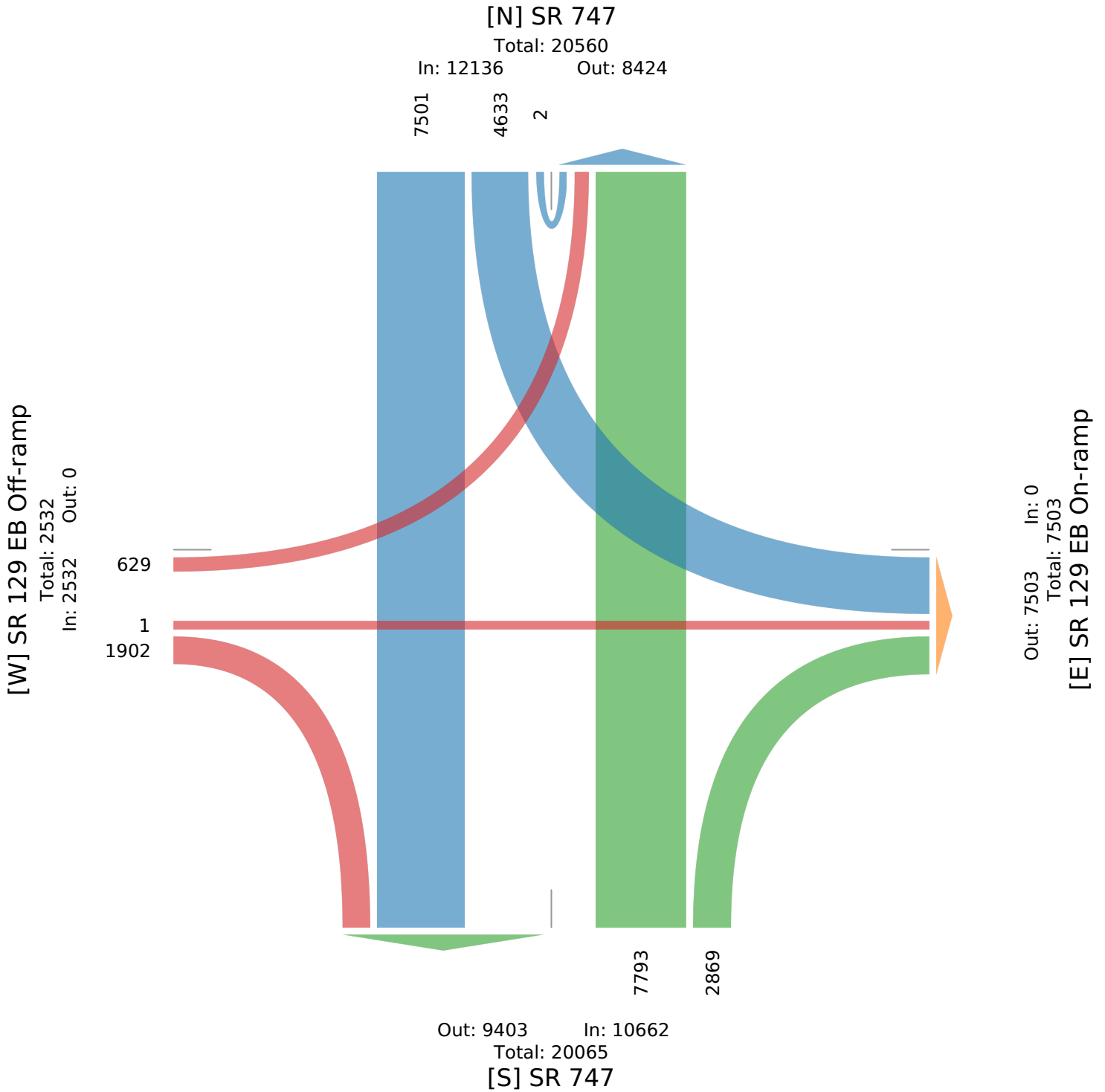
All Classes (Lights, Articulated Trucks, Buses and Single-Unit Trucks, Pedestrians)

All Movements

ID: 964458, Location: 39.380497, -84.454724



Provided by: Burgess & Niple  
5085 Reed Rd, Columbus, OH, 43220, US



SR 747 & SR 129 EB Ramps - TMC

Thu Jun 16, 2022

AM Peak (7:15 AM - 8:15 AM)

All Classes (Lights, Articulated Trucks, Buses and Single-Unit Trucks, Pedestrians)

All Movements

ID: 964458, Location: 39.380497, -84.454724



Provided by: Burgess & Niple  
5085 Reed Rd, Columbus, OH, 43220, US

Leg Direction	SR 747 Southbound						SR 129 EB On-ramp Westbound						SR 747 Northbound						SR 129 EB Off-ramp Eastbound						Int
	R	T	L	U	App	Ped*	R	T	L	U	App	Ped*	R	T	L	U	App	Ped*	R	T	L	U	App	Ped*	
2022-06-16 7:15AM	0	239	151	0	<b>390</b>	0	0	0	0	0	<b>0</b>	0	79	92	0	0	<b>171</b>	0	58	0	8	0	<b>66</b>	0	<b>627</b>
7:30AM	0	235	162	0	<b>397</b>	0	0	0	0	0	<b>0</b>	0	72	89	0	0	<b>161</b>	0	72	0	10	0	<b>82</b>	0	<b>640</b>
7:45AM	0	228	143	0	<b>371</b>	0	0	0	0	0	<b>0</b>	0	64	118	0	0	<b>182</b>	0	47	0	9	0	<b>56</b>	0	<b>609</b>
8:00AM	0	208	140	0	<b>348</b>	0	0	0	0	0	<b>0</b>	0	60	93	0	0	<b>153</b>	0	42	0	12	0	<b>54</b>	0	<b>555</b>
<b>Total</b>	0	910	596	0	<b>1506</b>	0	0	0	0	0	<b>0</b>	0	275	392	0	0	<b>667</b>	0	219	0	39	0	<b>258</b>	0	<b>2431</b>
<b>% Approach</b>	0%	60.4%	39.6%	0%	-	-	0%	0%	0%	0%	-	-	41.2%	58.8%	0%	0%	-	-	84.9%	0%	15.1%	0%	-	-	-
<b>% Total</b>	0%	37.4%	24.5%	0%	<b>61.9%</b>	-	0%	0%	0%	0%	<b>0%</b>	-	11.3%	16.1%	0%	0%	<b>27.4%</b>	-	9.0%	0%	1.6%	0%	<b>10.6%</b>	-	-
<b>PHF</b>	-	0.952	0.920	-	<b>0.948</b>	-	-	-	-	-	-	-	0.870	0.831	-	-	<b>0.916</b>	-	0.760	-	0.813	-	<b>0.787</b>	-	0.950
<b>Lights</b>	0	872	580	0	<b>1452</b>	-	0	0	0	0	<b>0</b>	-	254	362	0	0	<b>616</b>	-	217	0	36	0	<b>253</b>	-	2321
<b>% Lights</b>	0%	95.8%	97.3%	0%	<b>96.4%</b>	-	0%	0%	0%	0%	-	-	92.4%	92.3%	0%	0%	<b>92.4%</b>	-	99.1%	0%	92.3%	0%	<b>98.1%</b>	-	95.5%
<b>Articulated Trucks</b>	0	10	4	0	<b>14</b>	-	0	0	0	0	<b>0</b>	-	8	5	0	0	<b>13</b>	-	0	0	1	0	<b>1</b>	-	28
<b>% Articulated Trucks</b>	0%	1.1%	0.7%	0%	<b>0.9%</b>	-	0%	0%	0%	0%	-	-	2.9%	1.3%	0%	0%	<b>1.9%</b>	-	0%	0%	2.6%	0%	<b>0.4%</b>	-	1.2%
<b>Buses and Single-Unit Trucks</b>	0	28	12	0	<b>40</b>	-	0	0	0	0	<b>0</b>	-	13	25	0	0	<b>38</b>	-	2	0	2	0	<b>4</b>	-	82
<b>% Buses and Single-Unit Trucks</b>	0%	3.1%	2.0%	0%	<b>2.7%</b>	-	0%	0%	0%	0%	-	-	4.7%	6.4%	0%	0%	<b>5.7%</b>	-	0.9%	0%	5.1%	0%	<b>1.6%</b>	-	3.4%
Pedestrians	-	-	-	-	-	0	-	-	-	-	-	0	-	-	-	-	-	0	-	-	-	-	-	0	-
<b>% Pedestrians</b>	-	-	-	-	-	-	-	-	-	-	-	-	-	-	-	-	-	-	-	-	-	-	-	-	-

\*Pedestrians and Bicycles on Crosswalk. L: Left, R: Right, T: Thru, U: U-Turn

SR 747 & SR 129 EB Ramps - TMC

Thu Jun 16, 2022

AM Peak (7:15 AM - 8:15 AM)

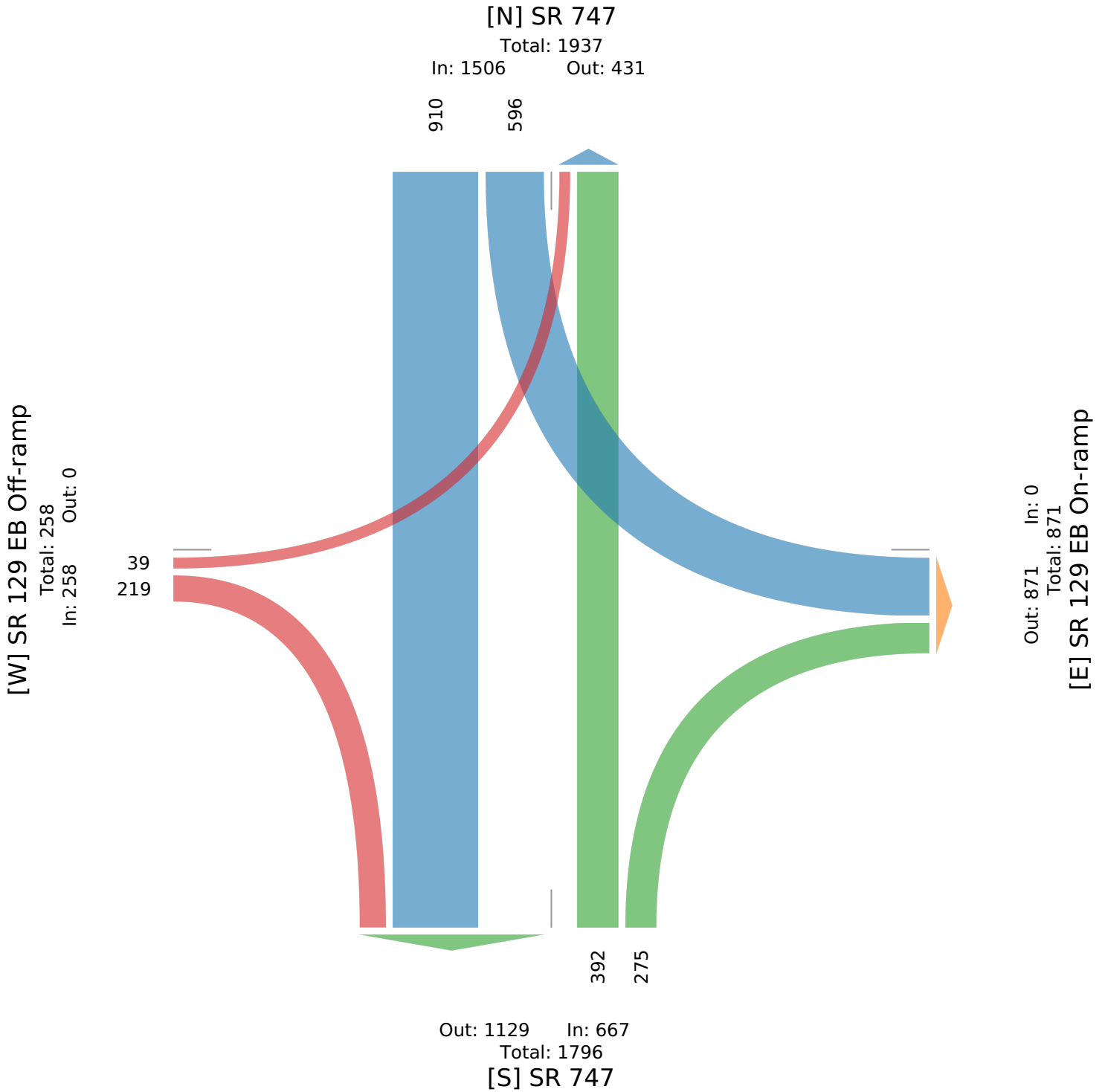
All Classes (Lights, Articulated Trucks, Buses and Single-Unit Trucks, Pedestrians)

All Movements

ID: 964458, Location: 39.380497, -84.454724



Provided by: Burgess & Niple  
5085 Reed Rd, Columbus, OH, 43220, US



SR 747 & SR 129 EB Ramps - TMC

Thu Jun 16, 2022

Midday Peak (12:15 PM - 1:15 PM)

All Classes (Lights, Articulated Trucks, Buses and Single-Unit Trucks, Pedestrians)

All Movements

ID: 964458, Location: 39.380497, -84.454724



Provided by: Burgess & Niple  
5085 Reed Rd, Columbus, OH, 43220, US

Leg Direction	SR 747 Southbound						SR 129 EB On-ramp Westbound						SR 747 Northbound						SR 129 EB Off-ramp Eastbound						Int
	R	T	L	U	App	Ped*	R	T	L	U	App	Ped*	R	T	L	U	App	Ped*	R	T	L	U	App	Ped*	
2022-06-16 12:15PM	0	142	83	0	225	0	0	0	0	0	0	0	49	150	0	0	199	0	33	0	10	0	43	0	467
12:30PM	0	151	84	0	235	0	0	0	0	0	0	0	49	171	0	0	220	0	31	0	9	0	40	0	495
12:45PM	0	166	94	0	260	0	0	0	0	0	0	0	48	147	0	0	195	0	39	0	12	0	51	0	506
1:00PM	0	133	76	0	209	0	0	0	0	0	0	0	42	173	0	0	215	0	46	0	6	0	52	0	476
<b>Total</b>	0	592	337	0	929	0	0	0	0	0	0	0	188	641	0	0	829	0	149	0	37	0	186	0	1944
<b>% Approach</b>	0%	63.7%	36.3%	0%	-	-	0%	0%	0%	0%	-	-	22.7%	77.3%	0%	0%	-	-	80.1%	0%	19.9%	0%	-	-	-
<b>% Total</b>	0%	30.5%	17.3%	0%	47.8%	-	0%	0%	0%	0%	0%	-	9.7%	33.0%	0%	0%	42.6%	-	7.7%	0%	1.9%	0%	9.6%	-	-
<b>PHF</b>	-	0.892	0.896	-	0.893	-	-	-	-	-	-	-	0.959	0.926	-	-	0.942	-	0.810	-	0.771	-	0.894	-	0.960
<b>Lights</b>	0	565	320	0	885	-	0	0	0	0	0	-	174	615	0	0	789	-	139	0	34	0	173	-	1847
<b>% Lights</b>	0%	95.4%	95.0%	0%	95.3%	-	0%	0%	0%	0%	-	-	92.6%	95.9%	0%	0%	95.2%	-	93.3%	0%	91.9%	0%	93.0%	-	95.0%
<b>Articulated Trucks</b>	0	12	8	0	20	-	0	0	0	0	0	-	8	4	0	0	12	-	6	0	0	0	6	-	38
<b>% Articulated Trucks</b>	0%	2.0%	2.4%	0%	2.2%	-	0%	0%	0%	0%	-	-	4.3%	0.6%	0%	0%	1.4%	-	4.0%	0%	0%	0%	3.2%	-	2.0%
<b>Buses and Single-Unit Trucks</b>	0	15	9	0	24	-	0	0	0	0	0	-	6	22	0	0	28	-	4	0	3	0	7	-	59
<b>% Buses and Single-Unit Trucks</b>	0%	2.5%	2.7%	0%	2.6%	-	0%	0%	0%	0%	-	-	3.2%	3.4%	0%	0%	3.4%	-	2.7%	0%	8.1%	0%	3.8%	-	3.0%
Pedestrians	-	-	-	-	-	0	-	-	-	-	-	0	-	-	-	-	-	0	-	-	-	-	-	0	-
% Pedestrians	-	-	-	-	-	-	-	-	-	-	-	-	-	-	-	-	-	-	-	-	-	-	-	-	-

\*Pedestrians and Bicycles on Crosswalk. L: Left, R: Right, T: Thru, U: U-Turn

SR 747 & SR 129 EB Ramps - TMC

Thu Jun 16, 2022

Midday Peak (12:15 PM - 1:15 PM)

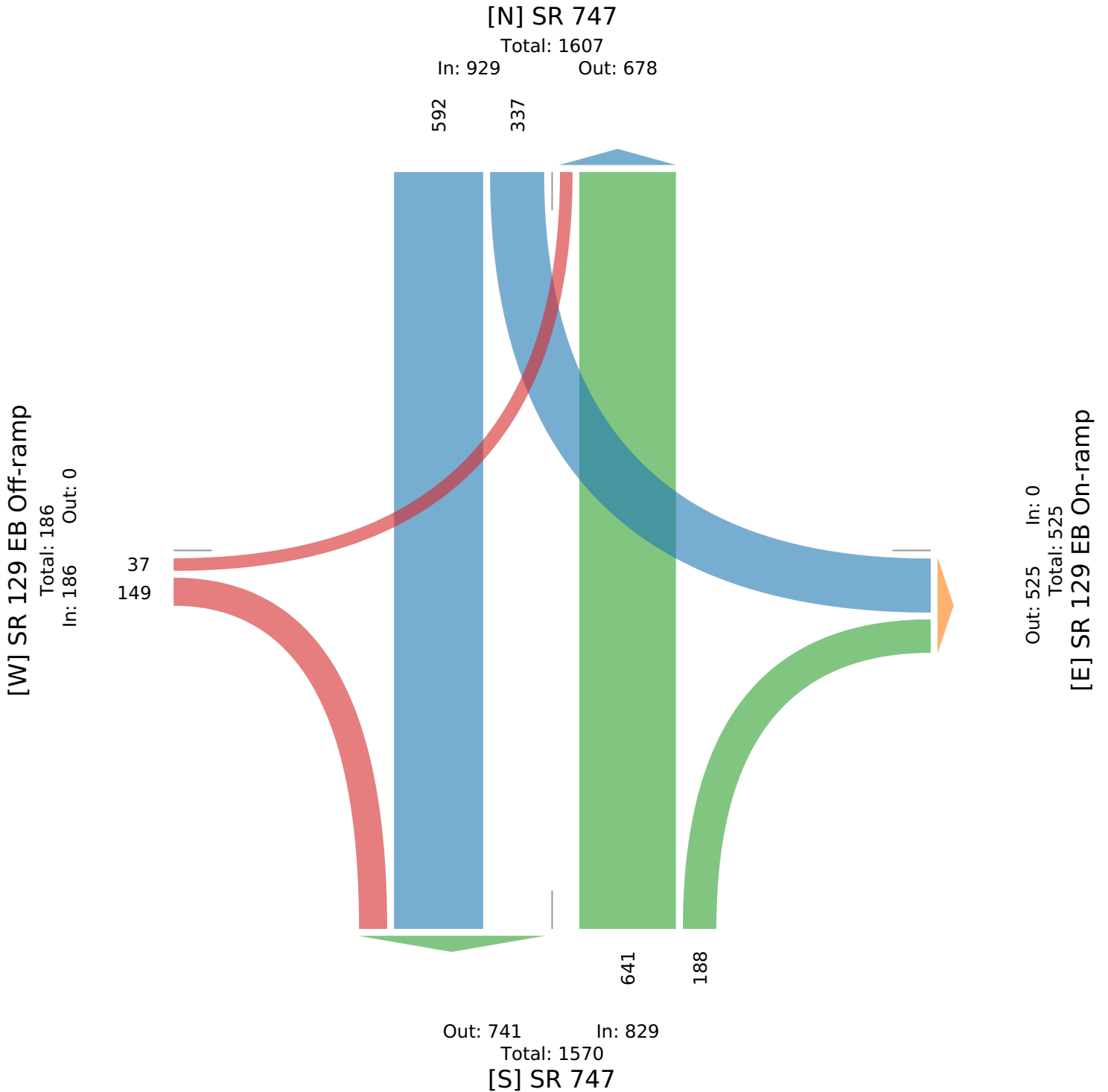
All Classes (Lights, Articulated Trucks, Buses and Single-Unit Trucks, Pedestrians)

All Movements

ID: 964458, Location: 39.380497, -84.454724



Provided by: Burgess & Niple  
5085 Reed Rd, Columbus, OH, 43220, US



SR 747 & SR 129 EB Ramps - TMC

Thu Jun 16, 2022

PM Peak (4:15 PM - 5:15 PM) - Overall Peak Hour

All Classes (Lights, Articulated Trucks, Buses and Single-Unit Trucks, Pedestrians)

All Movements

ID: 964458, Location: 39.380497, -84.454724



Provided by: Burgess & Niple

5085 Reed Rd, Columbus, OH, 43220, US

Leg Direction	SR 747 Southbound						SR 129 EB On-ramp Westbound						SR 747 Northbound						SR 129 EB Off-ramp Eastbound						
Time	R	T	L	U	App	Ped*	R	T	L	U	App	Ped*	R	T	L	U	App	Ped*	R	T	L	U	App	Ped*	Int
2022-06-16 4:15PM	0	191	76	0	267	0	0	0	0	0	0	0	88	255	0	0	343	0	49	0	18	0	67	0	677
4:30PM	0	198	90	0	288	0	0	0	0	0	0	0	68	269	0	0	337	0	44	0	19	0	63	0	688
4:45PM	0	149	102	0	251	0	0	0	0	0	0	0	82	239	0	0	321	0	42	0	23	0	65	0	637
5:00PM	0	196	101	0	297	0	0	0	0	0	0	0	80	241	0	0	321	0	28	0	18	0	46	0	664
<b>Total</b>	0	734	369	0	1103	0	0	0	0	0	0	0	318	1004	0	0	1322	0	163	0	78	0	241	0	2666
<b>% Approach</b>	0%	66.5%	33.5%	0%	-	-	0%	0%	0%	0%	-	-	24.1%	75.9%	0%	0%	-	-	67.6%	0%	32.4%	0%	-	-	-
<b>% Total</b>	0%	27.5%	13.8%	0%	41.4%	-	0%	0%	0%	0%	0%	-	11.9%	37.7%	0%	0%	49.6%	-	6.1%	0%	2.9%	0%	9.0%	-	-
<b>PHF</b>	-	0.927	0.904	-	0.928	-	-	-	-	-	-	-	0.903	0.933	-	-	0.964	-	0.832	-	0.848	-	0.899	-	0.969
<b>Lights</b>	0	719	359	0	1078	-	0	0	0	0	0	-	313	991	0	0	1304	-	159	0	77	0	236	-	2618
<b>% Lights</b>	0%	98.0%	97.3%	0%	97.7%	-	0%	0%	0%	0%	-	-	98.4%	98.7%	0%	0%	98.6%	-	97.5%	0%	98.7%	0%	97.9%	-	98.2%
<b>Articulated Trucks</b>	0	5	3	0	8	-	0	0	0	0	0	-	4	3	0	0	7	-	3	0	0	0	3	-	18
<b>% Articulated Trucks</b>	0%	0.7%	0.8%	0%	0.7%	-	0%	0%	0%	0%	-	-	1.3%	0.3%	0%	0%	0.5%	-	1.8%	0%	0%	0%	1.2%	-	0.7%
<b>Buses and Single-Unit Trucks</b>	0	10	7	0	17	-	0	0	0	0	0	-	1	10	0	0	11	-	1	0	1	0	2	-	30
<b>% Buses and Single-Unit Trucks</b>	0%	1.4%	1.9%	0%	1.5%	-	0%	0%	0%	0%	-	-	0.3%	1.0%	0%	0%	0.8%	-	0.6%	0%	1.3%	0%	0.8%	-	1.1%
<b>Pedestrians</b>	-	-	-	-	-	0	-	-	-	-	-	0	-	-	-	-	-	0	-	-	-	-	-	0	-
<b>% Pedestrians</b>	-	-	-	-	-	-	-	-	-	-	-	-	-	-	-	-	-	-	-	-	-	-	-	-	-

\*Pedestrians and Bicycles on Crosswalk. L: Left, R: Right, T: Thru, U: U-Turn



SR 747 & SR 129 EB Ramps - TMC

Thu Jun 16, 2022

PM Peak (4:15 PM - 5:15 PM) - Overall Peak Hour

All Classes (Lights, Articulated Trucks, Buses and Single-Unit Trucks, Pedestrians)

All Movements

ID: 964458, Location: 39.380497, -84.454724



Provided by: Burgess & Niple  
5085 Reed Rd, Columbus, OH, 43220, US

