

SR 747 & SR 129 WB Ramps - TMC

Thu Jun 16, 2022

Full Length (7 AM-7 PM)

All Classes (Lights, Articulated Trucks, Buses and Single-Unit Trucks, Pedestrians)

All Movements

ID: 964459, Location: 39.382545, -84.4545



Provided by: Burgess & Niple

5085 Reed Rd, Columbus, OH, 43220, US

Leg Direction	SR 747 Southbound						SR 129 WB Off-ramp Westbound						SR 747 Northbound						SR 129 WB On-ramp Eastbound						Int
	R	T	L	U	App	Ped*	R	T	L	U	App	Ped*	R	T	L	U	App	Ped*	R	T	L	U	App	Ped*	
2022-06-16 7:00AM	13	280	0	0	293	0	36	0	38	0	74	0	0	48	19	0	67	0	0	0	0	0	0	0	434
7:15AM	22	338	0	0	360	0	55	0	62	0	117	0	0	68	30	0	98	0	0	0	0	0	0	0	575
7:30AM	28	325	0	0	353	0	54	0	59	0	113	0	0	74	30	0	104	0	0	0	0	0	0	0	570
7:45AM	26	309	0	0	335	0	53	0	49	0	102	0	0	102	26	0	128	0	0	0	0	0	0	0	565
Hourly Total	89	1252	0	0	1341	0	198	0	208	0	406	0	0	292	105	0	397	0	0	0	0	0	0	0	2144
8:00AM	17	268	0	0	285	0	46	0	50	0	96	0	0	80	26	0	106	0	1	0	0	0	1	0	488
8:15AM	15	296	0	0	311	0	64	0	47	0	111	0	0	97	44	0	141	0	0	0	0	0	0	0	563
8:30AM	28	282	0	0	310	0	48	0	40	0	88	0	0	82	44	0	126	0	0	0	0	0	0	0	524
8:45AM	19	265	0	0	284	0	52	1	50	0	103	0	0	106	32	0	138	0	0	0	0	0	0	0	525
Hourly Total	79	1111	0	0	1190	0	210	1	187	0	398	0	0	365	146	0	511	0	1	0	0	0	1	0	2100
9:00AM	19	171	0	0	190	0	65	0	38	0	103	0	0	86	32	0	118	0	0	0	0	0	0	0	411
9:15AM	13	196	0	0	209	0	46	2	37	0	85	0	0	111	30	0	141	0	0	0	0	0	0	0	435
9:30AM	18	202	0	0	220	0	81	0	34	0	115	0	0	75	40	0	115	0	0	0	0	0	0	0	450
9:45AM	19	216	0	0	235	0	68	1	31	0	100	0	0	82	31	0	113	0	0	0	0	0	0	0	448
Hourly Total	69	785	0	0	854	0	260	3	140	0	403	0	0	354	133	0	487	0	0	0	0	0	0	0	1744
10:00AM	16	181	0	0	197	0	56	0	37	0	93	0	0	100	42	0	142	0	0	0	0	0	0	0	432
10:15AM	12	178	0	0	190	0	57	0	28	0	85	0	0	103	33	0	136	0	0	0	0	0	0	0	411
10:30AM	18	159	0	0	177	0	58	0	39	0	97	0	0	82	30	0	112	0	0	0	0	0	0	0	386
10:45AM	10	182	0	0	192	0	57	0	38	0	95	0	0	101	32	0	133	0	0	0	0	0	0	0	420
Hourly Total	56	700	0	0	756	0	228	0	142	0	370	0	0	386	137	0	523	0	0	0	0	0	0	0	1649
11:00AM	16	178	0	0	194	0	87	1	36	0	124	0	0	97	28	0	125	0	0	0	0	0	0	0	443
11:15AM	15	181	0	0	196	0	55	0	31	0	86	0	0	115	50	0	165	0	0	0	0	0	0	0	447
11:30AM	15	184	0	0	199	0	67	0	41	0	108	0	0	108	37	0	145	0	1	0	0	0	1	0	453
11:45AM	20	221	0	0	241	0	81	0	29	0	110	0	0	122	35	0	157	0	0	0	0	0	0	0	508
Hourly Total	66	764	0	0	830	0	290	1	137	0	428	0	0	442	150	0	592	0	1	0	0	0	1	0	1851
12:00PM	12	162	0	0	174	0	99	1	54	0	154	0	0	118	30	0	148	0	0	0	0	0	0	0	476
12:15PM	16	178	0	0	194	0	92	0	50	0	142	0	0	145	33	0	178	0	0	0	0	0	0	0	514
12:30PM	14	191	0	0	205	0	84	0	45	0	129	0	0	115	49	0	164	0	0	0	0	0	0	0	498
12:45PM	18	220	0	0	238	0	100	0	43	0	143	0	0	135	35	0	170	0	0	0	0	0	0	0	551
Hourly Total	60	751	0	0	811	0	375	1	192	0	568	0	0	513	147	0	660	0	0	0	0	0	0	0	2039
1:00PM	19	160	0	0	179	0	87	0	45	0	132	0	0	133	33	0	166	0	0	0	0	0	0	0	477
1:15PM	15	170	0	0	185	0	104	0	35	0	139	0	0	111	50	0	161	0	0	0	0	0	0	0	485
1:30PM	19	178	0	0	197	0	78	0	35	0	113	0	0	126	34	0	160	0	0	0	0	0	0	0	470
1:45PM	12	192	0	0	204	0	95	1	46	0	142	0	0	149	35	0	184	0	0	0	0	0	0	0	530
Hourly Total	65	700	0	0	765	0	364	1	161	0	526	0	0	519	152	0	671	0	0	0	0	0	0	0	1962
2:00PM	23	165	0	0	188	0	99	0	39	0	138	0	0	140	42	0	182	0	0	0	0	0	0	0	508
2:15PM	19	168	0	0	187	0	107	0	32	0	139	0	0	149	41	0	190	0	0	0	0	0	0	0	516
2:30PM	16	184	0	0	200	0	129	1	57	0	187	0	0	134	39	0	173	0	0	0	0	0	0	0	560
2:45PM	18	181	0	0	199	0	113	1	40	0	154	0	0	157	62	0	219	0	0	0	0	0	0	0	572
Hourly Total	76	698	0	0	774	0	448	2	168	0	618	0	0	580	184	0	764	0	0	0	0	0	0	0	2156
3:00PM	13	184	0	0	197	0	123	0	37	0	160	0	0	172	43	0	215	0	0	0	0	0	0	0	572
3:15PM	16	174	0	0	190	0	173	1	37	0	211	0	0	170	71	0	241	0	0	0	0	0	0	0	642
3:30PM	18	186	0	0	204	0	161	0	49	0	210	0	0	172	63	0	235	0	0	0	0	0	0	0	649
3:45PM	9	198	0	0	207	0	167	0	50	0	217	0	0	189	60	0	249	0	0	0	0	0	0	0	673
Hourly Total	56	742	0	0	798	0	624	1	173	0	798	0	0	703	237	0	940	0	0	0	0	0	0	0	2536
4:00PM	19	149	0	0	168	0	186	0	56	0	242	0	0	182	54	0	236	0	0	0	0	0	0	0	646
4:15PM	15	196	0	0	211	0	207	0	62	0	269	0	0	225	57	0	282	0	0	0	0	0	0	0	762
4:30PM	18	181	0	0	199	0	171	0	85	0	256	0	0	218	62	0	280	0	0	0	0	0	0	0	735
4:45PM	18	198	0	0	216	0	186	1	58	0	245	0	0	207	62	0	269	0	0	0	0	0	0	0	730
Hourly Total	70	724	0	0	794	0	750	1	261	0	1012	0	0	832	235	0	1067	0	0	0	0	0	0	0	2873
5:00PM	18	223	0	0	241	0	192	0	78	0	270	0	0	188	62	0	250	0	0	0	0	0	0	0	761
5:15PM	16	204	0	0	220	0	169	0	75	0	244	0	0	208	70	0	278	0	0	0	0	0	0	0	742
5:30PM	22	206	0	0	228	0	163	0	79	0	242	0	0	230	43	0	273	0	0	0	0	0	0	0	743
5:45PM	15	219	0	0	234	0	165	0	54	0	219	0	0	210	53	0	263	0	0	0	0	0	0	0	716

Leg Direction	SR 747 Southbound						SR 129 WB Off-ramp Westbound						SR 747 Northbound						SR 129 WB On-ramp Eastbound						
Time	R	T	L	U	App	Ped*	R	T	L	U	App	Ped*	R	T	L	U	App	Ped*	R	T	L	U	App	Ped*	Int
Hourly Total	71	852	0	0	923	0	689	0	286	0	975	0	0	836	228	0	1064	0	0	0	0	0	0	0	2962
6:00PM	14	169	0	0	183	0	139	0	55	0	194	0	0	165	49	0	214	0	0	0	0	0	0	0	591
6:15PM	17	166	0	0	183	0	122	0	41	0	163	0	0	169	44	0	213	0	0	0	0	0	0	0	559
6:30PM	22	169	0	0	191	0	119	0	56	0	175	0	0	152	43	0	195	0	0	0	0	0	0	0	561
6:45PM	14	171	0	0	185	0	117	0	37	0	154	0	0	147	37	0	184	0	0	0	0	0	0	0	523
Hourly Total	67	675	0	0	742	0	497	0	189	0	686	0	0	633	173	0	806	0	0	0	0	0	0	0	2234
Total	824	9754	0	0	10578	0	4933	11	2244	0	7188	0	0	6455	2027	0	8482	0	2	0	0	0	2	0	26250
% Approach	7.8%	92.2%	0%	0%	-	-	68.6%	0.2%	31.2%	0%	-	-	0%	76.1%	23.9%	0%	-	-	100%	0%	0%	0%	-	-	-
% Total	3.1%	37.2%	0%	0%	40.3%	-	18.8%	0%	8.5%	0%	27.4%	-	0%	24.6%	7.7%	0%	32.3%	-	0%	0%	0%	0%	0%	-	-
Lights	800	9362	0	0	10162	-	4763	11	2135	0	6909	-	0	6161	1969	0	8130	-	2	0	0	0	2	-	25203
% Lights	97.1%	96.0%	0%	0%	96.1%	-	96.6%	100%	95.1%	0%	96.1%	-	0%	95.4%	97.1%	0%	95.9%	-	100%	0%	0%	0%	100%	-	96.0%
Articulated Trucks	5	112	0	0	117	-	52	0	56	0	108	-	0	66	17	0	83	-	0	0	0	0	0	-	308
% Articulated Trucks	0.6%	1.1%	0%	0%	1.1%	-	1.1%	0%	2.5%	0%	1.5%	-	0%	1.0%	0.8%	0%	1.0%	-	0%	0%	0%	0%	0%	-	1.2%
Buses and Single-Unit Trucks	19	280	0	0	299	-	118	0	53	0	171	-	0	228	41	0	269	-	0	0	0	0	0	-	739
% Buses and Single-Unit Trucks	2.3%	2.9%	0%	0%	2.8%	-	2.4%	0%	2.4%	0%	2.4%	-	0%	3.5%	2.0%	0%	3.2%	-	0%	0%	0%	0%	0%	-	2.8%
Pedestrians	-	-	-	-	-	0	-	-	-	-	-	0	-	-	-	-	-	0	-	-	-	-	-	0	-
% Pedestrians	-	-	-	-	-	-	-	-	-	-	-	-	-	-	-	-	-	-	-	-	-	-	-	-	-

*Pedestrians and Bicycles on Crosswalk. L: Left, R: Right, T: Thru, U: U-Turn

SR 747 & SR 129 WB Ramps - TMC

Thu Jun 16, 2022

Full Length (7 AM-7 PM)

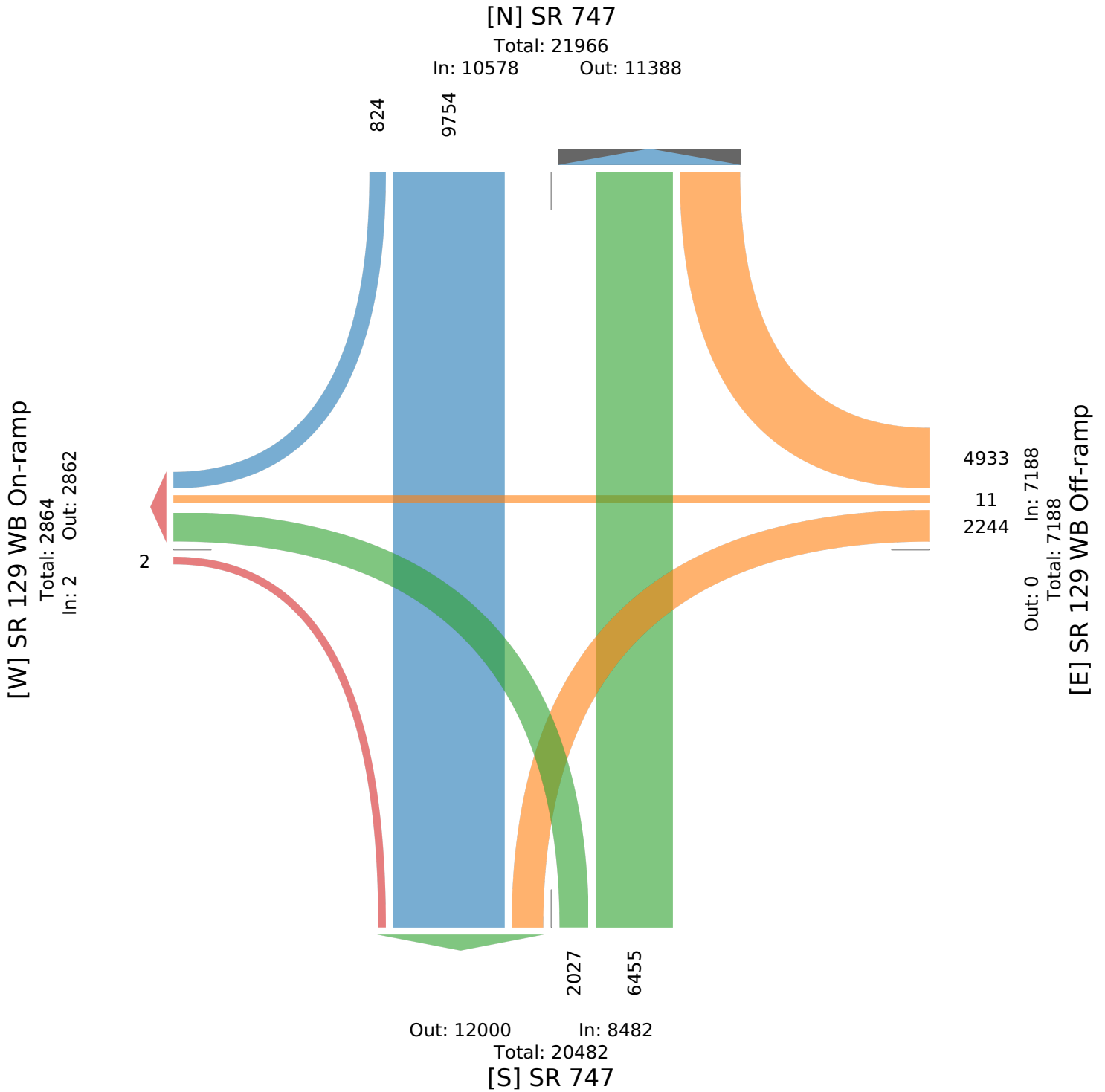
All Classes (Lights, Articulated Trucks, Buses and Single-Unit Trucks, Pedestrians)

All Movements

ID: 964459, Location: 39.382545, -84.4545



Provided by: Burgess & Niple
5085 Reed Rd, Columbus, OH, 43220, US



SR 747 & SR 129 WB Ramps - TMC

Thu Jun 16, 2022

AM Peak (7:15 AM - 8:15 AM)

All Classes (Lights, Articulated Trucks, Buses and Single-Unit Trucks, Pedestrians)

All Movements

ID: 964459, Location: 39.382545, -84.4545



Provided by: Burgess & Niple

5085 Reed Rd, Columbus, OH, 43220, US

Leg Direction	SR 747 Southbound						SR 129 WB Off-ramp Westbound						SR 747 Northbound						SR 129 WB On-ramp Eastbound						Int
	R	T	L	U	App	Ped*	R	T	L	U	App	Ped*	R	T	L	U	App	Ped*	R	T	L	U	App	Ped*	
2022-06-16 7:15AM	22	338	0	0	360	0	55	0	62	0	117	0	0	68	30	0	98	0	0	0	0	0	0	0	575
7:30AM	28	325	0	0	353	0	54	0	59	0	113	0	0	74	30	0	104	0	0	0	0	0	0	0	570
7:45AM	26	309	0	0	335	0	53	0	49	0	102	0	0	102	26	0	128	0	0	0	0	0	0	0	565
8:00AM	17	268	0	0	285	0	46	0	50	0	96	0	0	80	26	0	106	0	1	0	0	0	1	0	488
Total	93	1240	0	0	1333	0	208	0	220	0	428	0	0	324	112	0	436	0	1	0	0	0	1	0	2198
% Approach	7.0%	93.0%	0%	0%	-	-	48.6%	0%	51.4%	0%	-	-	0%	74.3%	25.7%	0%	-	-	100%	0%	0%	0%	-	-	-
% Total	4.2%	56.4%	0%	0%	60.6%	-	9.5%	0%	10.0%	0%	19.5%	-	0%	14.7%	5.1%	0%	19.8%	-	0%	0%	0%	0%	0%	-	-
PHF	0.830	0.917	-	-	0.926	-	0.945	-	0.887	-	0.915	-	-	0.794	0.933	-	0.852	-	0.250	-	-	-	0.250	-	0.956
Lights	93	1197	0	0	1290	-	191	0	208	0	399	-	0	297	109	0	406	-	1	0	0	0	1	-	2096
% Lights	100%	96.5%	0%	0%	96.8%	-	91.8%	0%	94.5%	0%	93.2%	-	0%	91.7%	97.3%	0%	93.1%	-	100%	0%	0%	0%	100%	-	95.4%
Articulated Trucks	0	9	0	0	9	-	7	0	7	0	14	-	0	6	0	0	6	-	0	0	0	0	0	-	29
% Articulated Trucks	0%	0.7%	0%	0%	0.7%	-	3.4%	0%	3.2%	0%	3.3%	-	0%	1.9%	0%	0%	1.4%	-	0%	0%	0%	0%	0%	-	1.3%
Buses and Single-Unit Trucks	0	34	0	0	34	-	10	0	5	0	15	-	0	21	3	0	24	-	0	0	0	0	0	-	73
% Buses and Single-Unit Trucks	0%	2.7%	0%	0%	2.6%	-	4.8%	0%	2.3%	0%	3.5%	-	0%	6.5%	2.7%	0%	5.5%	-	0%	0%	0%	0%	0%	-	3.3%
Pedestrians	-	-	-	-	-	0	-	-	-	-	-	0	-	-	-	-	-	0	-	-	-	-	-	0	-
% Pedestrians	-	-	-	-	-	-	-	-	-	-	-	-	-	-	-	-	-	-	-	-	-	-	-	-	-

*Pedestrians and Bicycles on Crosswalk. L: Left, R: Right, T: Thru, U: U-Turn

SR 747 & SR 129 WB Ramps - TMC

Thu Jun 16, 2022

AM Peak (7:15 AM - 8:15 AM)

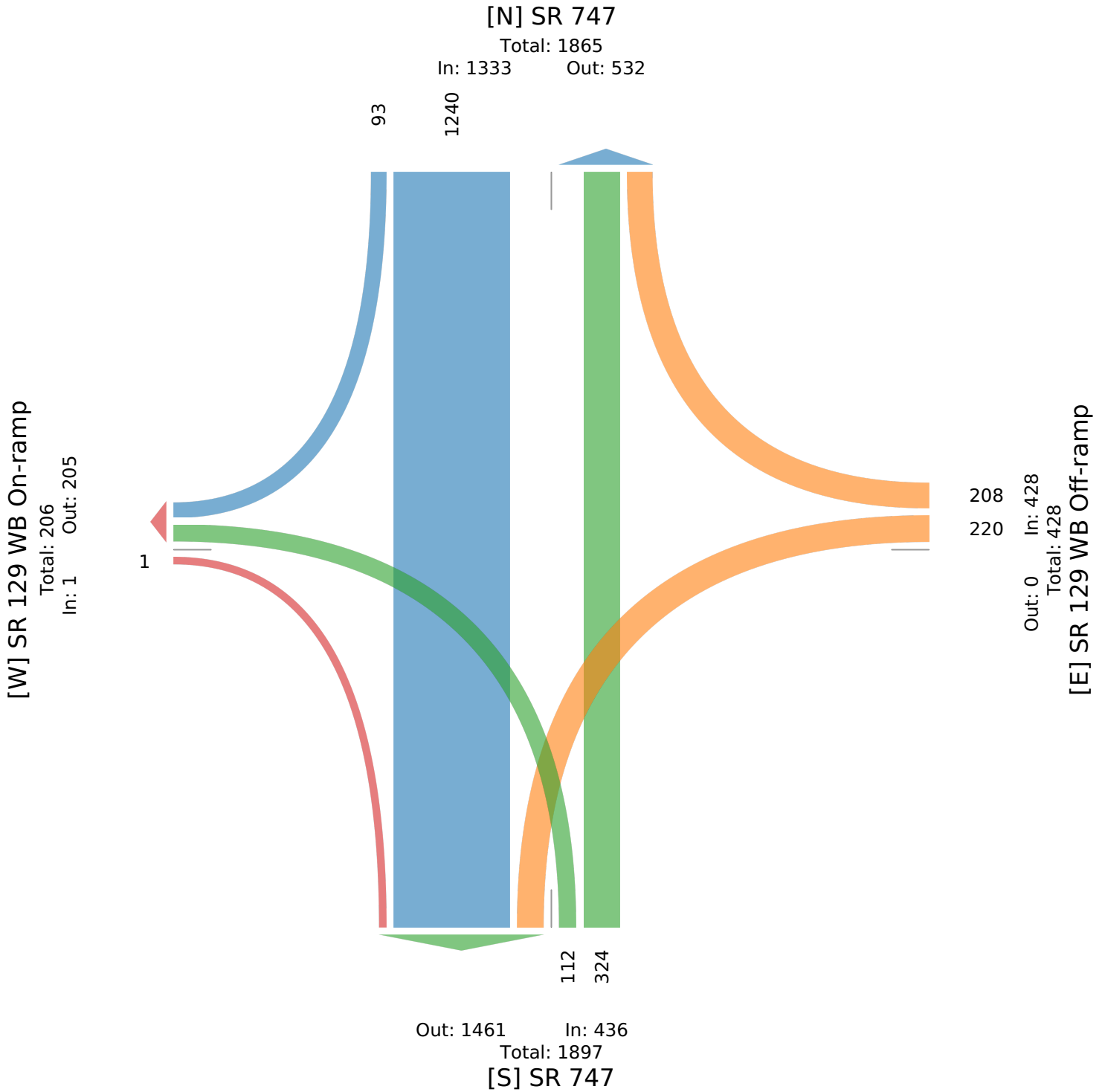
All Classes (Lights, Articulated Trucks, Buses and Single-Unit Trucks, Pedestrians)

All Movements

ID: 964459, Location: 39.382545, -84.4545



Provided by: Burgess & Niple
5085 Reed Rd, Columbus, OH, 43220, US



SR 747 & SR 129 WB Ramps - TMC

Thu Jun 16, 2022

Midday Peak (12:15 PM - 1:15 PM)

All Classes (Lights, Articulated Trucks, Buses and Single-Unit Trucks, Pedestrians)

All Movements

ID: 964459, Location: 39.382545, -84.4545



Provided by: Burgess & Niple

5085 Reed Rd, Columbus, OH, 43220, US

Leg Direction	SR 747 Southbound						SR 129 WB Off-ramp Westbound						SR 747 Northbound						SR 129 WB On-ramp Eastbound						Int
	R	T	L	U	App	Ped*	R	T	L	U	App	Ped*	R	T	L	U	App	Ped*	R	T	L	U	App	Ped*	
2022-06-16 12:15PM	16	178	0	0	194	0	92	0	50	0	142	0	0	145	33	0	178	0	0	0	0	0	0	0	514
12:30PM	14	191	0	0	205	0	84	0	45	0	129	0	0	115	49	0	164	0	0	0	0	0	0	0	498
12:45PM	18	220	0	0	238	0	100	0	43	0	143	0	0	135	35	0	170	0	0	0	0	0	0	0	551
1:00PM	19	160	0	0	179	0	87	0	45	0	132	0	0	133	33	0	166	0	0	0	0	0	0	0	477
Total	67	749	0	0	816	0	363	0	183	0	546	0	0	528	150	0	678	0	0	0	0	0	0	0	2040
% Approach	8.2%	91.8%	0%	0%	-	-	66.5%	0%	33.5%	0%	-	-	0%	77.9%	22.1%	0%	-	-	0%	0%	0%	0%	-	-	-
% Total	3.3%	36.7%	0%	0%	40.0%	-	17.8%	0%	9.0%	0%	26.8%	-	0%	25.9%	7.4%	0%	33.2%	-	0%	0%	0%	0%	0%	-	-
PHF	0.882	0.851	-	-	0.857	-	0.908	-	0.915	-	0.955	-	-	0.910	0.765	-	0.952	-	-	-	-	-	-	-	0.926
Lights	65	718	0	0	783	-	350	0	169	0	519	-	0	504	145	0	649	-	0	0	0	0	0	-	1951
% Lights	97.0%	95.9%	0%	0%	96.0%	-	96.4%	0%	92.3%	0%	95.1%	-	0%	95.5%	96.7%	0%	95.7%	-	0%	0%	0%	0%	-	-	95.6%
Articulated Trucks	0	13	0	0	13	-	3	0	7	0	10	-	0	5	0	0	5	-	0	0	0	0	0	-	28
% Articulated Trucks	0%	1.7%	0%	0%	1.6%	-	0.8%	0%	3.8%	0%	1.8%	-	0%	0.9%	0%	0%	0.7%	-	0%	0%	0%	0%	-	-	1.4%
Buses and Single-Unit Trucks	2	18	0	0	20	-	10	0	7	0	17	-	0	19	5	0	24	-	0	0	0	0	0	-	61
% Buses and Single-Unit Trucks	3.0%	2.4%	0%	0%	2.5%	-	2.8%	0%	3.8%	0%	3.1%	-	0%	3.6%	3.3%	0%	3.5%	-	0%	0%	0%	0%	-	-	3.0%
Pedestrians	-	-	-	-	-	0	-	-	-	-	-	0	-	-	-	-	-	0	-	-	-	-	-	0	-
% Pedestrians	-	-	-	-	-	-	-	-	-	-	-	-	-	-	-	-	-	-	-	-	-	-	-	-	-

*Pedestrians and Bicycles on Crosswalk. L: Left, R: Right, T: Thru, U: U-Turn

SR 747 & SR 129 WB Ramps - TMC

Thu Jun 16, 2022

Midday Peak (12:15 PM - 1:15 PM)

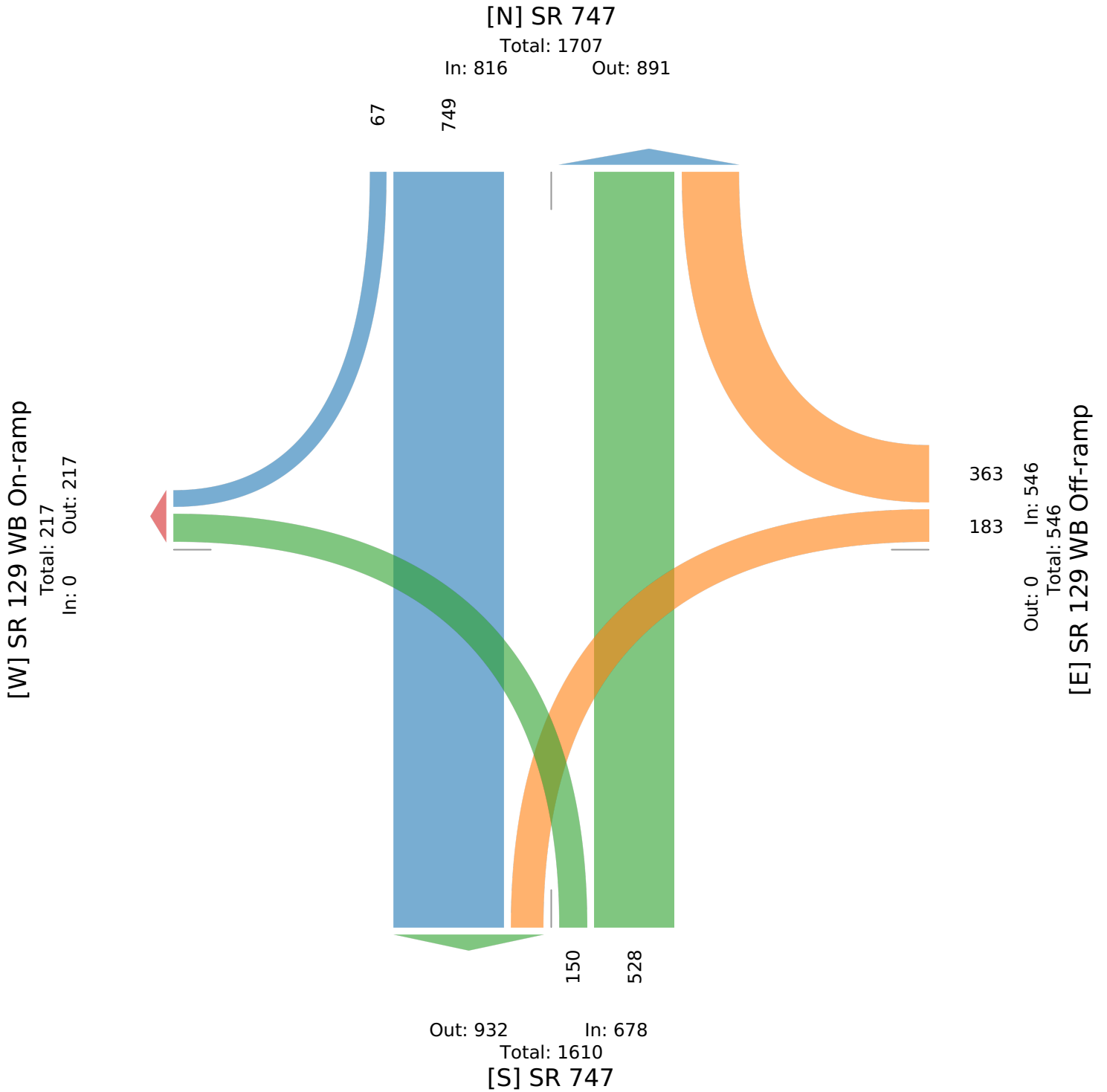
All Classes (Lights, Articulated Trucks, Buses and Single-Unit Trucks, Pedestrians)

All Movements

ID: 964459, Location: 39.382545, -84.4545



Provided by: Burgess & Niple
5085 Reed Rd, Columbus, OH, 43220, US



SR 747 & SR 129 WB Ramps - TMC

Thu Jun 16, 2022

PM Peak (4:15 PM - 5:15 PM) - Overall Peak Hour

All Classes (Lights, Articulated Trucks, Buses and Single-Unit Trucks, Pedestrians)

All Movements

ID: 964459, Location: 39.382545, -84.4545



Provided by: Burgess & Niple
5085 Reed Rd, Columbus, OH, 43220, US

Leg Direction	SR 747 Southbound						SR 129 WB Off-ramp Westbound						SR 747 Northbound						SR 129 WB On-ramp Eastbound						Int
	R	T	L	U	App	Ped*	R	T	L	U	App	Ped*	R	T	L	U	App	Ped*	R	T	L	U	App	Ped*	
2022-06-16 4:15PM	15	196	0	0	211	0	207	0	62	0	269	0	0	225	57	0	282	0	0	0	0	0	0	0	762
4:30PM	18	181	0	0	199	0	171	0	85	0	256	0	0	218	62	0	280	0	0	0	0	0	0	0	735
4:45PM	18	198	0	0	216	0	186	1	58	0	245	0	0	207	62	0	269	0	0	0	0	0	0	0	730
5:00PM	18	223	0	0	241	0	192	0	78	0	270	0	0	188	62	0	250	0	0	0	0	0	0	0	761
Total	69	798	0	0	867	0	756	1	283	0	1040	0	0	838	243	0	1081	0	0	0	0	0	0	0	2988
% Approach	8.0%	92.0%	0%	0%	-	-	72.7%	0.1%	27.2%	0%	-	-	0%	77.5%	22.5%	0%	-	-	0%	0%	0%	0%	-	-	-
% Total	2.3%	26.7%	0%	0%	29.0%	-	25.3%	0%	9.5%	0%	34.8%	-	0%	28.0%	8.1%	0%	36.2%	-	0%	0%	0%	0%	0%	-	-
PHF	0.958	0.895	-	-	0.899	-	0.913	0.250	0.832	-	0.963	-	-	0.931	0.980	-	0.958	-	-	-	-	-	-	-	0.980
Lights	69	777	0	0	846	-	746	1	275	0	1022	-	0	826	240	0	1066	-	0	0	0	0	0	-	2934
% Lights	100%	97.4%	0%	0%	97.6%	-	98.7%	100%	97.2%	0%	98.3%	-	0%	98.6%	98.8%	0%	98.6%	-	0%	0%	0%	0%	-	-	98.2%
Articulated Trucks	0	5	0	0	5	-	2	0	5	0	7	-	0	2	1	0	3	-	0	0	0	0	0	-	15
% Articulated Trucks	0%	0.6%	0%	0%	0.6%	-	0.3%	0%	1.8%	0%	0.7%	-	0%	0.2%	0.4%	0%	0.3%	-	0%	0%	0%	0%	-	-	0.5%
Buses and Single-Unit Trucks	0	16	0	0	16	-	8	0	3	0	11	-	0	10	2	0	12	-	0	0	0	0	0	-	39
% Buses and Single-Unit Trucks	0%	2.0%	0%	0%	1.8%	-	1.1%	0%	1.1%	0%	1.1%	-	0%	1.2%	0.8%	0%	1.1%	-	0%	0%	0%	0%	-	-	1.3%
Pedestrians	-	-	-	-	-	0	-	-	-	-	-	0	-	-	-	-	-	0	-	-	-	-	-	0	
% Pedestrians	-	-	-	-	-	-	-	-	-	-	-	-	-	-	-	-	-	-	-	-	-	-	-	-	

* Pedestrians and Bicycles on Crosswalk. L: Left, R: Right, T: Thru, U: U-Turn

SR 747 & SR 129 WB Ramps - TMC

Thu Jun 16, 2022

PM Peak (4:15 PM - 5:15 PM) - Overall Peak Hour

All Classes (Lights, Articulated Trucks, Buses and Single-Unit Trucks, Pedestrians)

All Movements

ID: 964459, Location: 39.382545, -84.4545



Provided by: Burgess & Niple
5085 Reed Rd, Columbus, OH, 43220, US

