

Gwen Roberts

OHIO DEPARTMENT OF HIGHWAYS
BUREAU OF TRAFFIC
SIGNAL SECTION

TRAFFIC SIGNAL INSPECTION REPORT

SIGNAL NO 1905 LOCATION US 50 - SR 134
DATE OF INSTALLATION 11-27-62 DATE OF INSPECTION 9-11-69
COUNTY HIGHLAND DIVISION 9

| | | | | |
|------|-------------------------------------|-------------------------|-------|-------------------------|
| TYPE | <input checked="" type="checkbox"/> | FLASHER OVERHEAD | _____ | FLASHING STOP SIGN |
| | _____ | FLASHING SIGNAL AHEAD | _____ | OTHER FLASHING DEVICES |
| | _____ | SCHOOL SIGNAL | _____ | SCHOOL FLASHING UNIT |
| | _____ | FIXED TIME | _____ | SEMI ACTUATED |
| | _____ | FULL ACTUATED | _____ | 2 ϕ VOLUME DENSITY |
| | _____ | 3 ϕ VOLUME DENSITY | _____ | MULTI PHASE |

WAS JOB INSTALLED AS PER PLAN? YES _____ NO

ELECTRIC UTILITY

COMPANY COLS-SOUTHERN SERVICE OH, _____ UG
 2 WIRE _____ 3 WIRE, _____ METERED,
 NOT METERED **NO SAFETY SWITCH.**
_____ POLE # _____ POLE # _____ POLE #
_____ LOCATION _____ LOCATION _____ LOCATION

TELEPHONE COMPANY

POLE # _____ POLE # _____ POLE # _____
LOCATION _____ LOCATION _____ LOCATION _____

TRAFFIC CONTROL EQUIPMENT

| ITEM | SATISFACTORY | UNSATISFACTORY | COMMENTS |
|------------------|--------------------|----------------|---|
| HEADS | ✓ | | 2-4way unit 8" |
| POLES | ✓ | | 2 CLASS 1 - 35' |
| DETECTORS | | | |
| FLASHER | ✓ | | TRAFFIC SIGNALS INC. |
| SIGNAL HOUSING | ✓ | | JACK MOUNTED METER INCLOSURE |
| CONTROLLER | | | |
| SIGNAL RELAYS | | | |
| INTERNAL WIRING | ✓ | | |
| EXTERNAL WIRING | ✓ | | |
| SERVICE | ✓ | | 2 wires - No Meter NO SAFETY SWITCH. |
| PHOTO RELAYS | | | |
| TIMING | SEE ATTACHED CHART | | 56 E.P.M. |
| MANHOLES | | | |
| CONCRETE WORK | ✓ | | |
| CLEAN UP | ✓ | | |
| SIGNS | ✓ | | |
| PAVEMENT MARKING | ✓ | ✓ | C/L E/L STOP BARS |
| LIGHTING | | | |

NOTE: If no print is available make sketch and attach to inspection report.

INSPECTED BY Ray Andrews

DATE: 9-11-69



Fig. # 1905

Recommend

Repaint Stop Bar So. Appr.
SR. 134.

Cemetery Road is a gravel
road. Installing Stop Bar is
impossible. Install Stop Sign
on Left Side of Road making
it Dual.


Paint Conduit, Fittings etc.

9-17-69

Ray Andrews

W

S/C. #1905 US 50 - SR 134



9/2 SIGNING GOOD
9/2 1969

HIGHLAND CO. DIV. 8
EAST BRIDGE, U.S. 50
PHOTO # 1

SEP 11 1969

Ray Andrews



SR # 1905 - 0550 - SR 124

MIDLAND CO. D.I.V. 2

EAST APPR. 05570

PHOTO # 2


DPOG 2/3 2/6 2/11/75

0550 SR 134

LM

SEP 11 1969

Ray Andrews



← N

TRIM TREES



US 50

SAVING 9 1/2% GOOD


WEST MAPLE US 50
PHOTO # 3

S/C. #1508 US 50. SR 124 HIGHLAND CO. DIV. 9

SEP 11 1969

Ray Andrews

22




S.G. 1965 - USSO 82184



MICHIGAN CO. DIV. 9

SEP 11 1969

Ray Andrews



S/6. #1905 US 50 - SR 134 HIGHLAND CO. DIV. 9

W. R. R. CONCRETE CO.
PHOTO AND...


8" HEADS
↓

INSTALL
ANOTHER 3/8"

CONCRETE RD
NO 1/2 5/8

SEP 11 1969

Ray Andrews



↑
W

SE. 134


DODD # 76 9/26/69

SE. 134
Photo # 2

Sta. # 1905 - US 50 - SE 134 - HIGHLAND CO. OH

SEP 11 1969

Ray Andrews



Sig. #1905 U.S. 50 - SR 134

HIGHLAND CO. D. 11 9

IN

8" HEADS



S/O FAIR

SR 134


GOOD 3/4 MINUS
1/2 FAIR

1905

SEP 11 1969

Ray, Andrew

0-SR124 HIGHLAND CO. DIV. 9



No. West
Corner

PRINT

CONCRETE

USSO

PHOTO # 6

ady, Andrews