

ODOT TECSER. ID: 614-7528648 NOV 24 97 9:11 AM 004 1:01

FAX TRANSMISSION

OHIO DEPARTMENT OF TRANSPORTATION

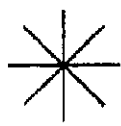
25 S. FRONT STREET
COLUMBUS OH 43215
614-460-4224
FAX: 614-752-8648

To: Richard Chaffin Date: 11/24/97
Fax #: 614-775-4889 Pages: 3 including this cover sheet.
Phone#: _____
From: ODOT TRAVEL SERVICES
Subject: TRAVEL COSTS

COMMENTS: _____

Reed
NOV 24 1997
JRP

HIG 50 & 134



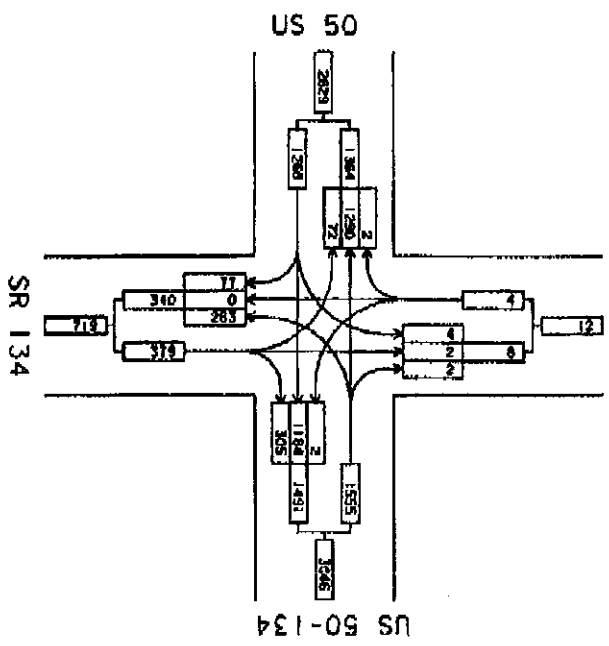
INDICATE NORTH WITH ARROW

OHIO DEPARTMENT OF TRANSPORTATION
DIVISION OF TRANSPORTATION PLANNING
BUREAU OF TRANSPORTATION TECHNICAL SERVICES
VEHICULAR TRAFFIC

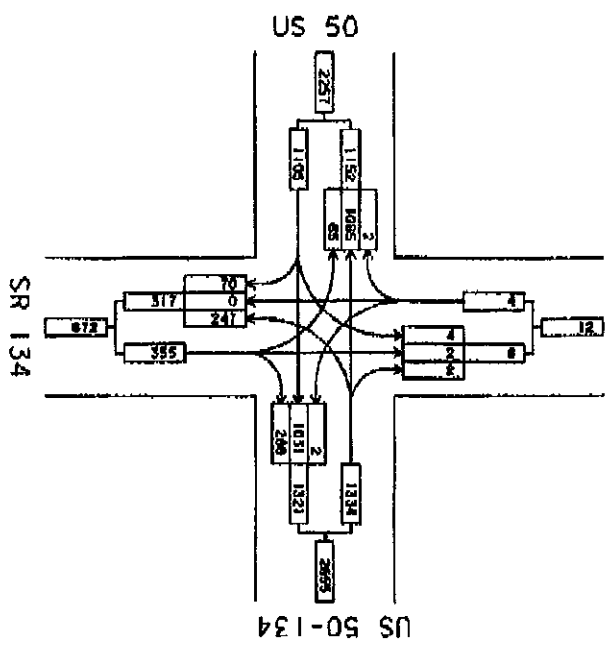
ROUTE 0050R
LOG: 2800
COUNTY: HIGHLAND
CITY OR VILLAGE: -
AT INTERSECTION LOCATION:
W JCT US 50 & SR 134 E OF BROWN CO LINE

STATION: 01A
ADT: 1992
DISTRICT: 9

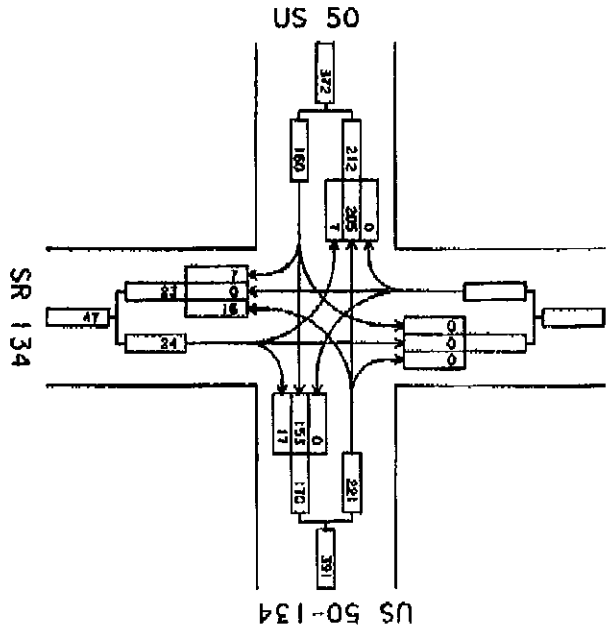
TOTAL VEHICLES



PASS & TYPE A COM'L



TYPE B & C COM'L



OHIO DEPARTMENT OF TRANSPORTATION
DIVISION OF TRANSPORTATION PLANNING
BUREAU OF TRANSPORTATION TECHNICAL SERVICES

VEHICULAR TRAFFIC
Period of Observation 24-Hour

County: HIGHLAND District: 9 City or Village: -

Year Count was taken: 1992 Station Number: 011A

Jurd: 1 Route: 0050R Intersection Location: W JCT US 50 & SR 134 E OF BROWN CO LINE Function Class: 06 HPMS: 00000 Log 2.80

Recorder Hour Period Day Date Weather Road Cond.
BAKER 07:00A 11:00A TUE 06/23/92 CLOUDY DRY
BAKER 02:00P 06:00P TUE 06/23/92 RAIN WET

	NO NAME NORTH LBG						SR 134 SOUTH LBG						US 50 WEST LBG				US 50-134 EAST LBG							
	N TO W		N TO S		N TO E		S TO W		S TO N		S TO E		W TO N		W TO E		E TO N		E TO W		E TO S			
	PASS	COML	PASS	COML	PASS	COML	PASS	COML	PASS	COML	PASS	COML	PASS	COML	PASS	COML	PASS	COML	PASS	COML	PASS	COML		
7:00- 8:00A	0	0	0	0	0	0	1	1	0	0	19	2	0	0	43	12	1	1	0	0	76	15	16	2
8:00- 9:00A	1	0	0	0	0	0	4	0	0	0	18	3	1	0	55	9	3	0	0	0	73	11	11	1
9:00-10:00A	0	0	0	0	0	0	4	1	0	0	15	1	0	0	74	14	4	0	0	0	60	26	16	2
10:00-11:00A	0	0	0	0	0	0	5	0	0	0	12	1	0	0	76	23	2	0	1	0	64	15	11	1
2:00- 3:00P	0	0	0	0	1	0	4	1	0	0	24	2	1	0	65	8	7	0	0	0	109	15	19	0
3:00- 4:00P	0	0	0	0	0	0	3	0	0	0	20	0	0	0	92	18	9	1	0	0	101	19	26	0
4:00- 5:00P	0	0	0	0	0	0	13	0	0	0	28	1	0	0	113	2	13	2	0	0	77	11	26	3
5:00- 6:00P	0	0	0	0	0	0	5	1	1	0	26	0	0	0	98	2	6	0	0	0	90	6	28	0
8 HRT	1	0	0	0	1	0	39	4	1	0	172	10	2	0	616	88	42	4	1	0	648	118	147	9
24 HR FACT	1.82	0.00	0.00	0.00	1.82	0.00	1.82	1.74	1.82	0.00	1.82	1.74	1.82	0.00	1.82	1.74	1.82	1.74	1.82	0.00	1.82	1.74	1.82	1.74
24 HRT	2	0	0	0	2	0	71	7	2	0	313	17	4	0	1121	153	76	7	2	0	1179	205	268	16
SEASON FACT	0.92		0.92		0.92		0.92		0.92		0.92		0.92		0.92		0.92		0.92		0.92		0.92	
24 HR ADT	2	0	0	0	2	0	65	7	2	0	288	17	4	0	1031	153	79	7	2	0	1085	205	247	16