Warrants Volume

Information

Analyst	Patricia Wetzel	Intersection	SR 32 & Germany Rd.
Agency/Co	ODOT	Jurisdiction	ODOT
Date Performed	6/14/2010	Units	U.S. Customary
Project ID	Existing intersection	Time Period Analyzed	6 AM - 6 PM
East/West Street	SR 32	North/South Street	Schuster Rd.
File Name	2010-06-14 Right Turn Reduction Ex. SR 220-Germany Rd. Warrants.xhy	Major Street	East-West

Project Description *Existing intersection*

Warrant 1

Condition A - Minimum Vehicular Volume

Number of lanes for moving traffic on each approach		Vehicles per hour on major street (total of both approaches)			Vehicles per hour on higher-volume minor-street approach (one direction only)		
Major Street	Minor Street	100%[a]	80%[b]	70%[c]	100%[a]	80%[b]	70%[c]
1.....	1.....	500	400	350	150	120	105
2 or more...	1.....	600	480	420	150	120	105
2 or more...	2 or more ...	600	480	420	200	160	140
1.....	2 or more	500	400	350	200	160	140

Condition B - Interruption of Continuous Traffic

Number of lanes for moving traffic on each approach		Vehicles per hour on major street (total of both approaches)			Vehicles per hour on higher-volume minor-street approach (one direction only)		
Major Street	Minor Street	100%[a]	80%[b]	70%[c]	100%[a]	80%[b]	70%[c]
1.....	1.....	750	600	525	75	60	53
2 or more...	1.....	900	720	630	75	60	53
2 or more...	2 or more ...	900	720	630	100	80	70
1.....	2 or more	750	600	525	100	80	70

Warrant 2

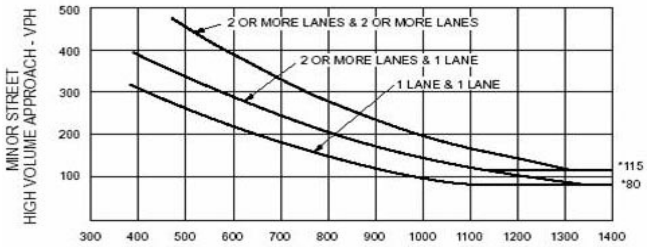

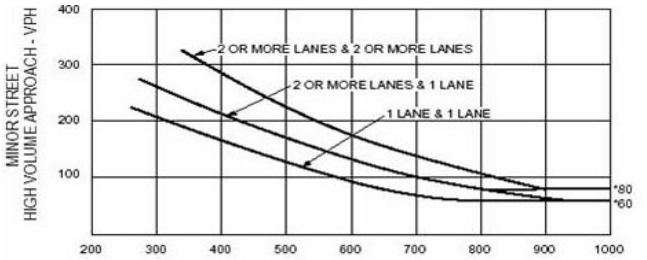

Warrant 3

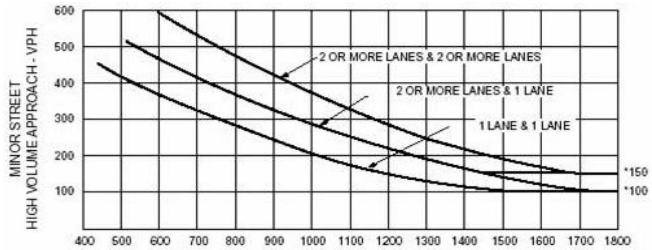

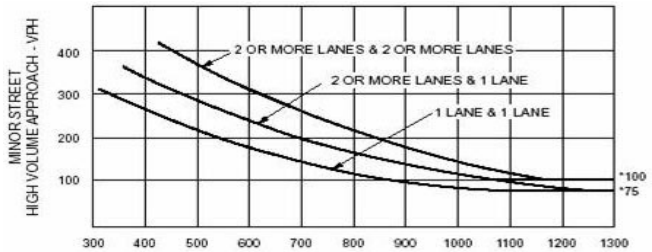

Volume Summary

Major Street Lanes 2+ **Minor Street Lanes** 1 **Speed** 60 **Population** 10000+

Hours	Major Volume	Minor Volume	Total Volume	1A (70%)	1A (56%)	1B (70%)	1B (56%)	2 (70%)	3A (70%)	3B (70%)
06-07	495	55	582	No	No	No	No	No	No	No
07-08	641	107	799	Yes	Yes	Yes	Yes	No	No	No
08-09	418	43	486	No	No	No	No	No	No	No
09-10	352	37	416	No	No	No	No	No	No	No
10-11	356	51	430	No	No	No	No	No	No	No
11-12	360	31	408	No	No	No	No	No	No	No
12-13	332	50	399	No	No	No	No	No	No	No
13-14	417	50	491	No	No	No	No	No	No	No
14-15	493	112	638	Yes	Yes	No	No	No	No	No
15-16	503	139	670	Yes	Yes	No	No	No	No	No
16-17	566	204	799	Yes	Yes	No	Yes	Yes	No	No
17-18	494	166	681	Yes	Yes	No	No	No	No	No
Totals	5427	1045	6799	5	5	1	2	1	0	0

Copyright © 2010 University of Florida, All Rights Reserved *HCS+*™ Version 5.5 Generated: 10/7/2011 10:26 AM