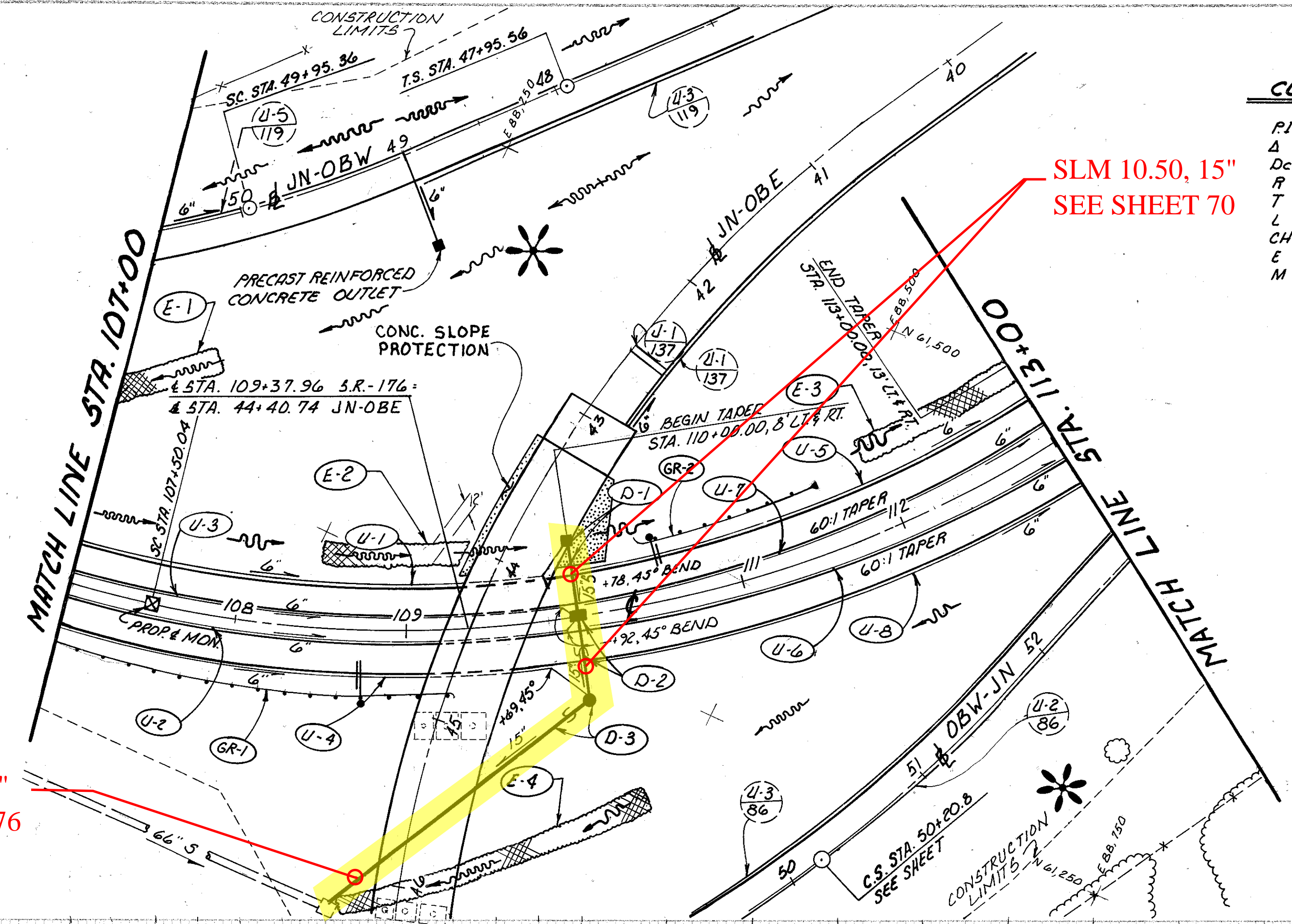
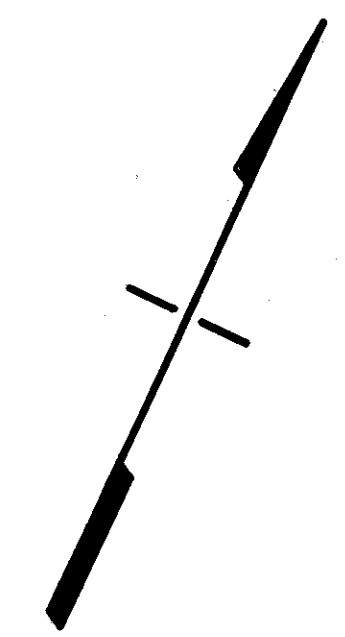


BENCHMARK: TBM 80 TOP NR. 40 NAIL  
 SET UP 1' IN N. FACE & FREE 60 IN. OF  
 CHAIN LINK FENCE AT E. EDGE OF OPEN FIELD  
 300 S.W. OF MICROPHONE TOWER  
 ELEV. 768.94

**CURVE DATA**

P.I. STA. 110+65.54  
 $\Delta = 47^\circ 32' 53.00''$   
 $D_c = 8^\circ 0' 0''$   
 $R = 716.20'$   
 $T = 315.50'$   
 $L = 594.36'$   
 $CH = 577.45'$   
 $E = 66.41'$   
 $M = 60.78'$



SLM 10.47, 15"  
 SEE SHEET 176

SLM 10.50, 15"  
 SEE SHEET 70

**DRAINAGE STRUCTURE DATA**

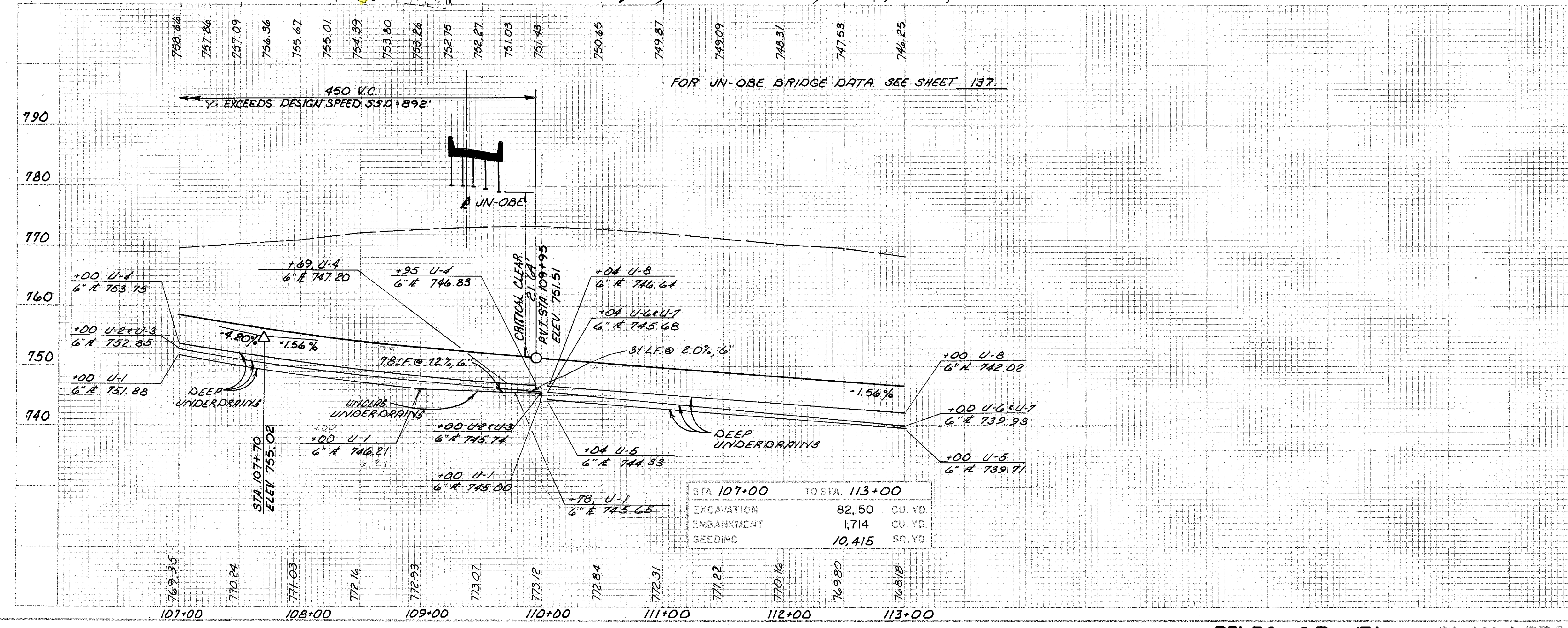
- (D-1) STA. 110+00, 46' LT. RELOC. S.R.-176  
 C.B. 119.5 A.P.P. 716.748.43
- (D-2) STA. 110+00 & RELOC. S.R.-176  
 INLET 119.3850 T/B-750.04
- (D-3) STA. 110+00 50' RT. RELOC. S.R.-176  
 M.H. NO. 3 AS PER PLAN 716-750.20

**REFERENCES**

QUANTITIES FOR REFERENCED ITEMS...  
 PIPE PROFILES  
 UN-OBE P&P SHEETS  
 UN-OBVY P&P SHEETS  
 OBVY-JN P&P SHEETS

**SHEET NUMBERS**

56  
 70 & 176  
 137 & 139  
 119, 121, 123 & 125  
 82, 84 & 86



RELOC. S.R.-176