

FOR MONUMENTATION
SEE SHEET 275.

FOR ROADWAY QUANTITIES
SEE SHEETS 63-65.

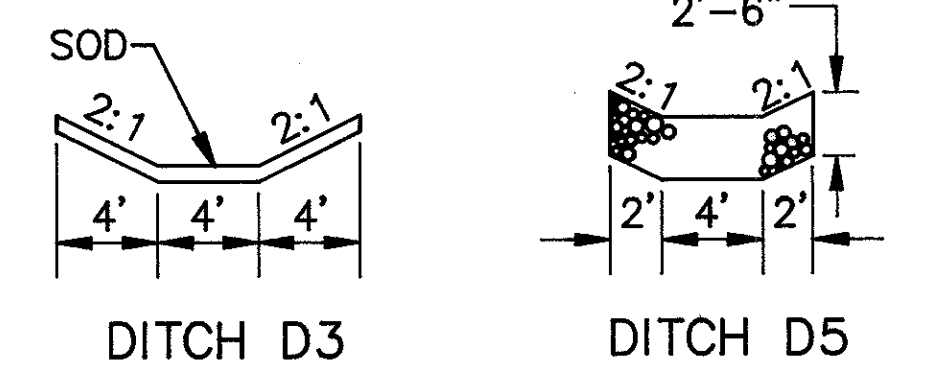
CALC. BY: JJB
DATE: 5/93
CHKD. BY: TJM
DATE: 7/93

CUY-271-7.61

ESTIMATED QUANTITIES

REF.	FROM	TO	202		601		602		603		604		660								
			EA.	EA.	L.S.	C.Y.	C.Y.	S.Y.	C.Y.	L.F.	L.F.	L.F.		L.F.	EA.	EA.	EA.	EA.	S.Y.		
DUAL-DUAL QUANTITIES																					
D1	482+81,70.5'L	482+81,70.9'R		1									200								
D2	489+68,72.2'R	489+70,70.8'L		1					14	29			200								
D8	489+69,9.60'L	490+50,63'L								80											
MAINLINE QUANTITIES																					
D3	482+52,191'L	482+56,181.2'L						7.47				12									
D4	482+83,185.5'R	482+83,203.0'R			L.S.			0.25				1									
D5	483+93,195.9'R	483+96,204.5'R				7.4	1.7	4.4	7.47			9									
D6	485+25,63'R	485+25,200'R					1.7		0.25	89	50										
D7	487+76,5,78.5'R	487+87,202.5'R				2.3		0.25	73	52		1									
D9	13+16	13+33		1								1	1								
D10	13+37	13+47		1								1	1								
D11	16+76	16+80			L.S.			0.43													
TOTALS				2	2	L.S.	7.4	5.7	4.4	16.12	176	148	102	6	57	21	5	1	5	1	400

- 10' MILL AND REPLACE - ITEM 446
- REMOVE & REPLACE PAVEMENT, FULL DEPTH (SEE TYPICAL SECTION)
- PAVEMENT WIDENING, FULL DEPTH (SEE TYPICAL SECTION)
- SEEDING AND JUTE MATTING - ITEM 667 (SEE STD. DWGS. MC-7 AND MC-10) INCLUDE WITH ROADWAY FOR PAYMENT
- PRESSURE RELIEF JOINT, TYPE A (FOR ADDITIONAL DETAIL SEE BP-2.3)



REF.	FROM	TO	SIDE	603			605			6" FITTINGS			
				L.F.	L.F.	L.F.	L.F.	L.F.	L.F.	WYE	TEE	BEND	
DUAL-DUAL QUANTITIES													
U2	482+67	482+81	L	30								1	
U3	482+00	485+09	L	27			307					1	
U4	482+00	485+33	R	20			297						
U5	482+00	485+25	R	36			323					1	
U6	482+71	482+81	R	20								1	
U9	489+54	489+68	L	34								1	
U10	487+44	491+00	L	23			405				1	1	
U11	487+50	491+00	R	10			351					1	
U12	487+52	491+00	R	27			375				1	1	
U13	489+60	489+70	R	20								1	
MAINLINE QUANTITIES													
U1	482+00	485+14	L				314						
U7	482+00	485+52	R				352						
U8	487+31	491+00	L				369		1				
U14	487+72	491+00	R				328						
TOTALS							247	1363	2058				

old CFN 182710882
new CFN 1872464
SLM 8.80, 42"
SEE SHEET XX

1975576

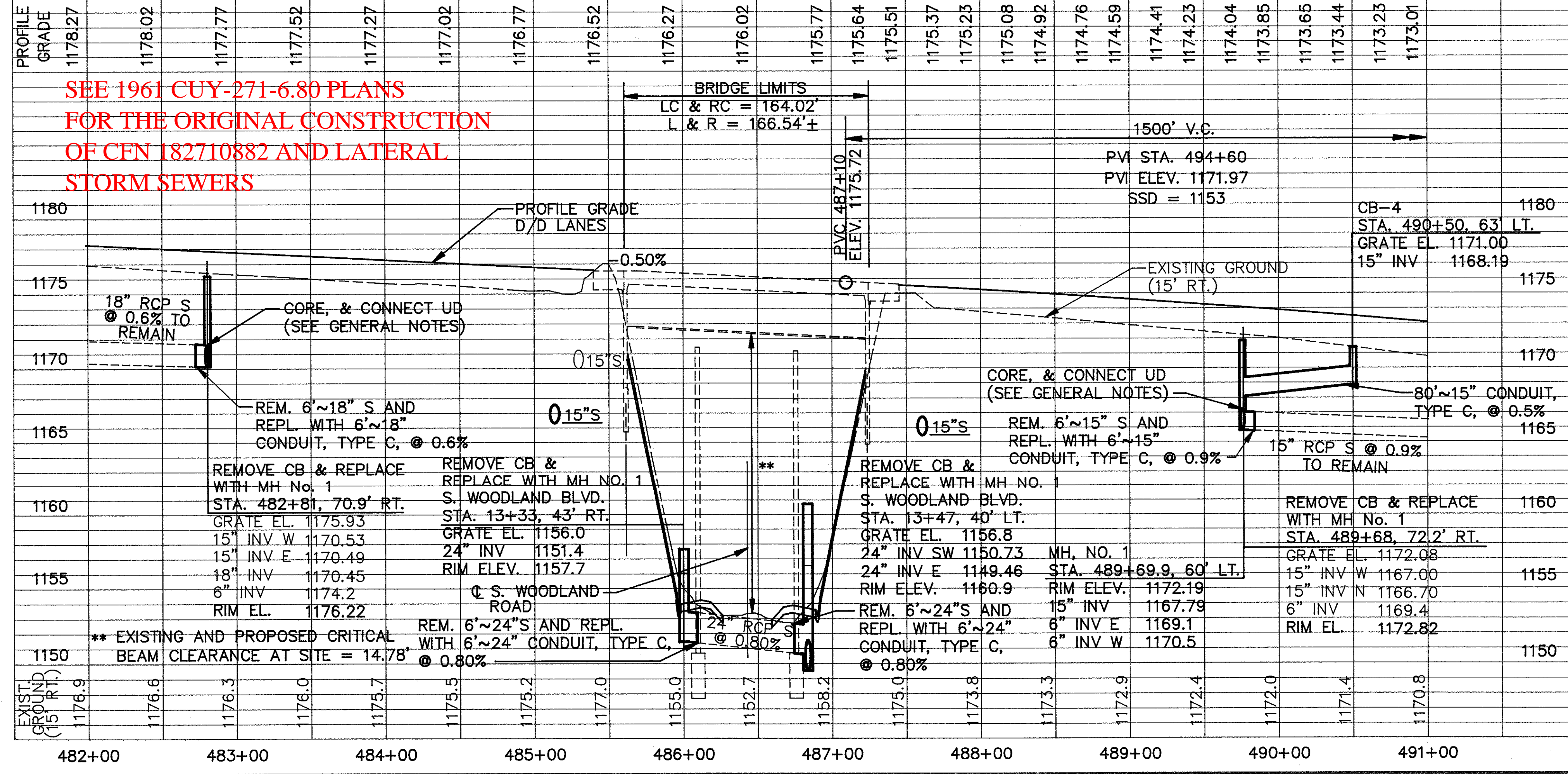
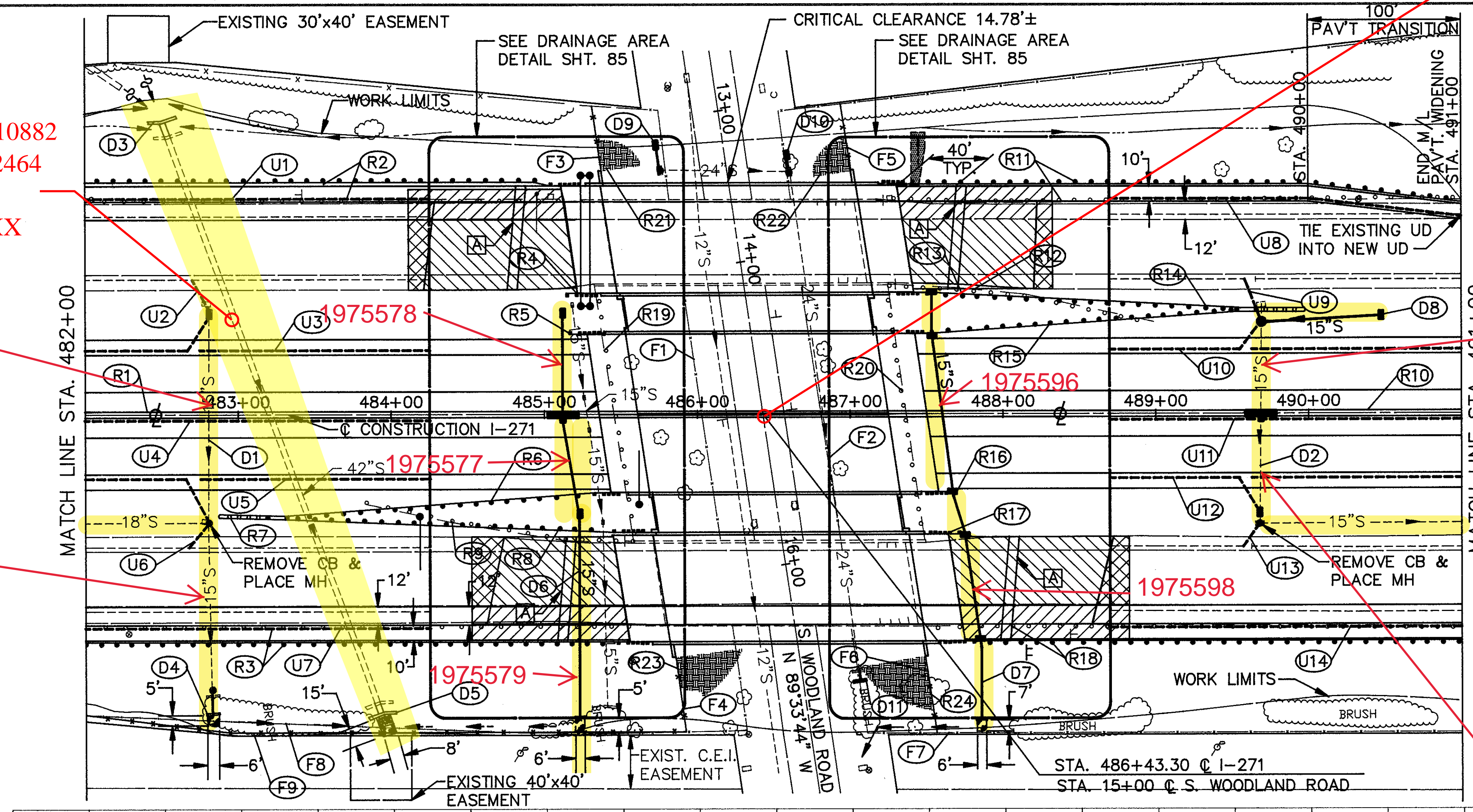
1975568

1975595

1975596

1975598

1975591



SEE 1961 CUY-271-6.80 PLANS
FOR THE ORIGINAL CONSTRUCTION
OF CFN 182710882 AND LATERAL
STORM SEWERS