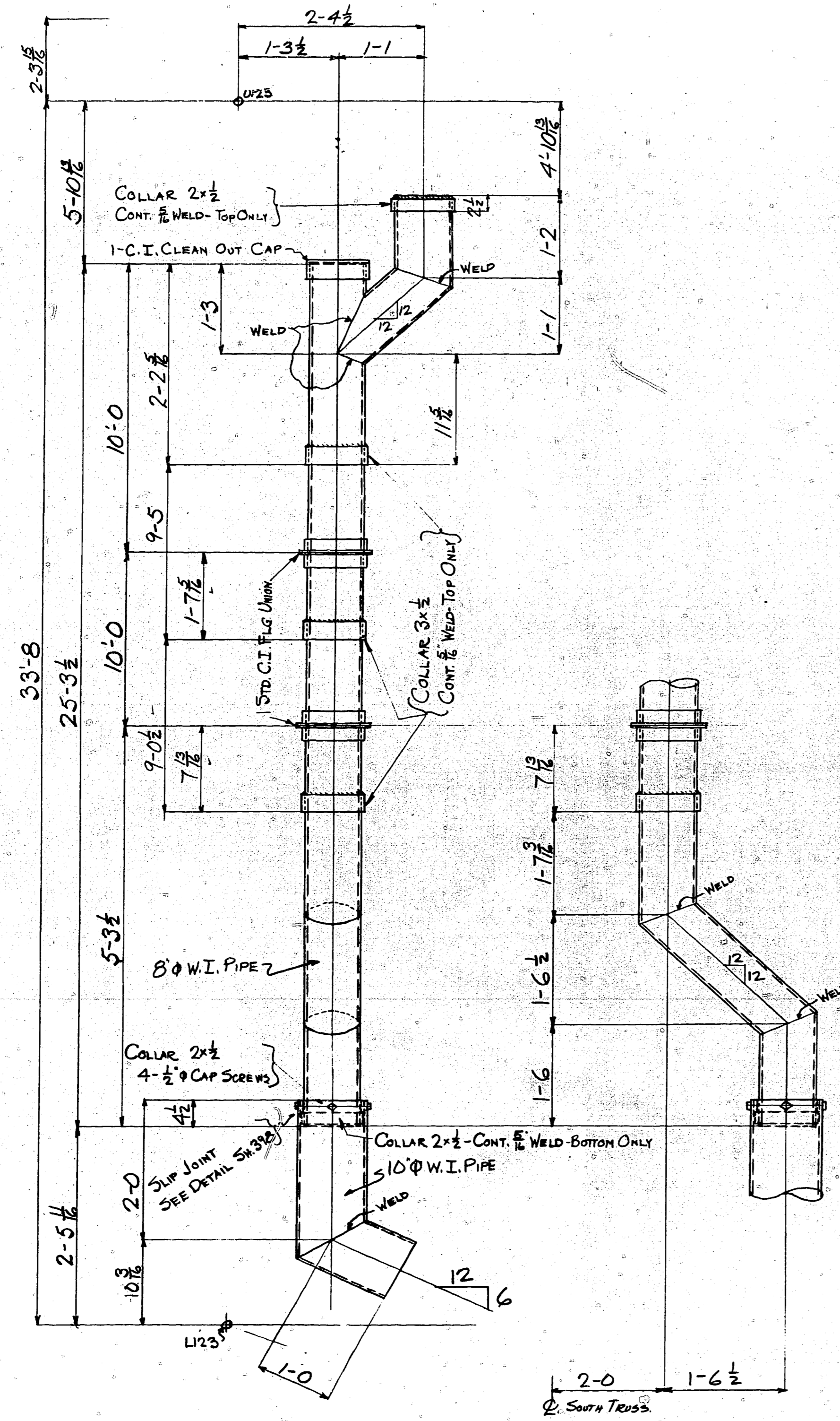
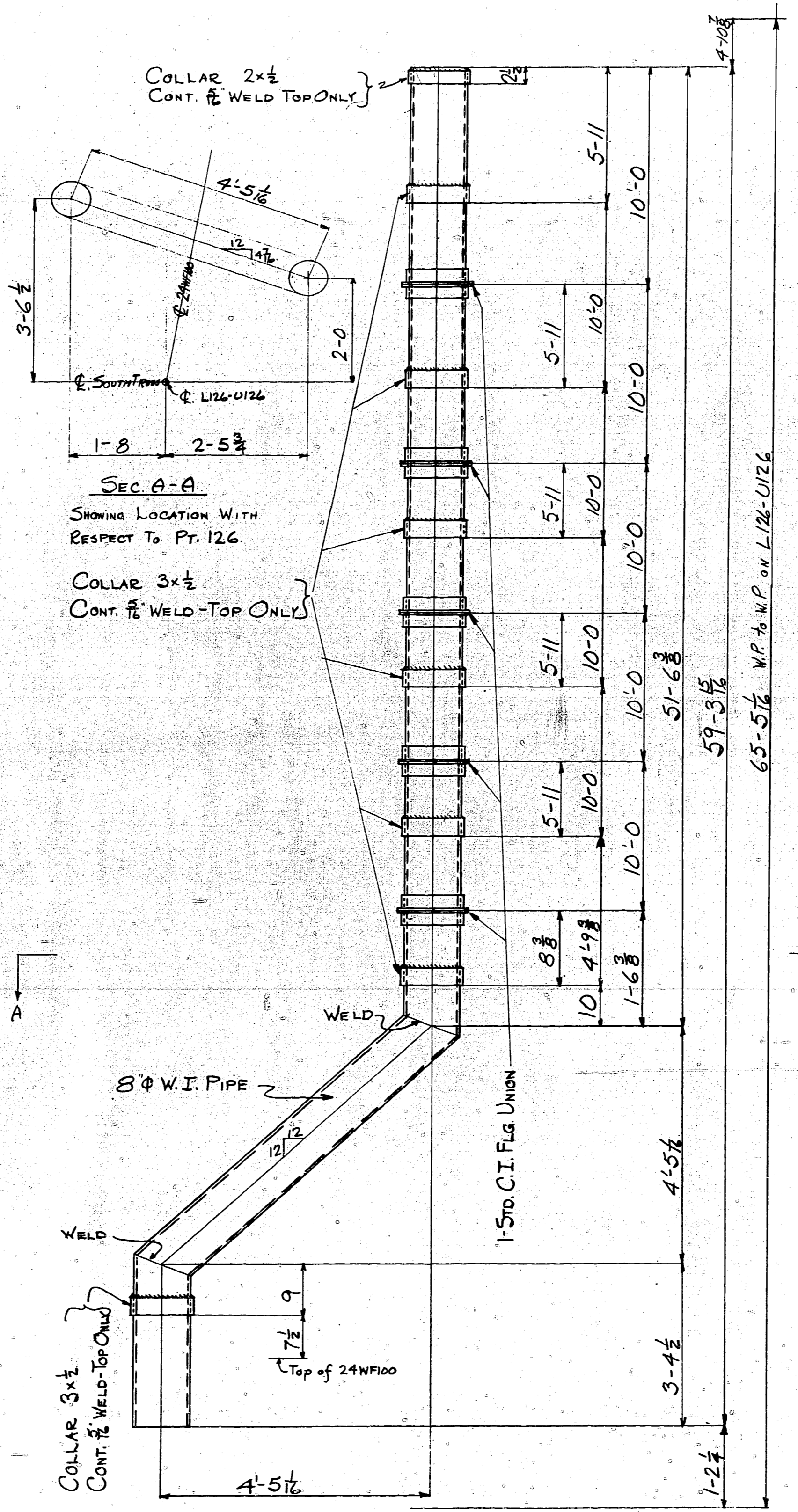


71

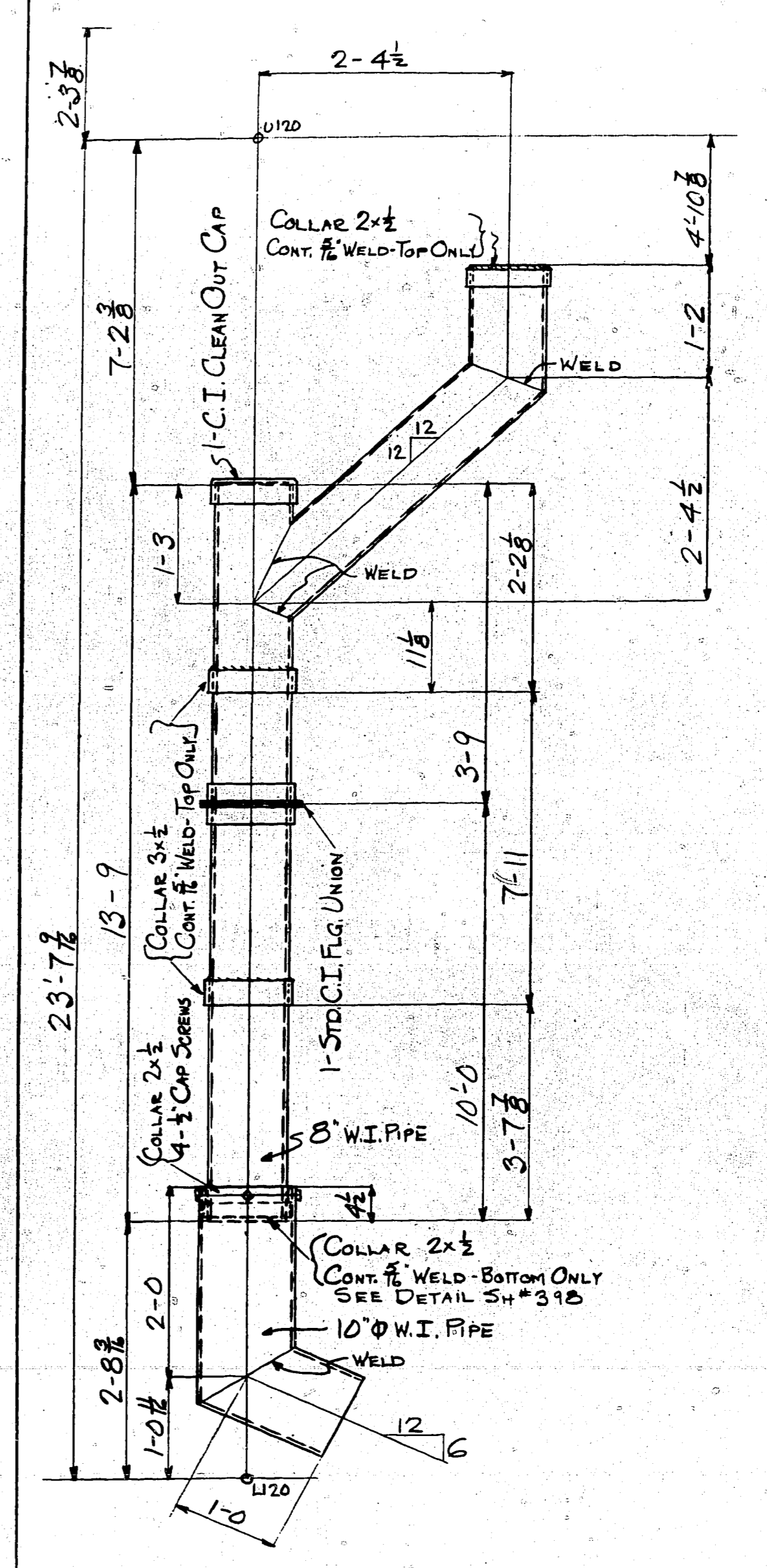


ONE DOWN SPOUT 399 U123-L123 (S)



SEC. A-A  
SHOWING LOCATION WITH  
RESPECT TO PT. 126.

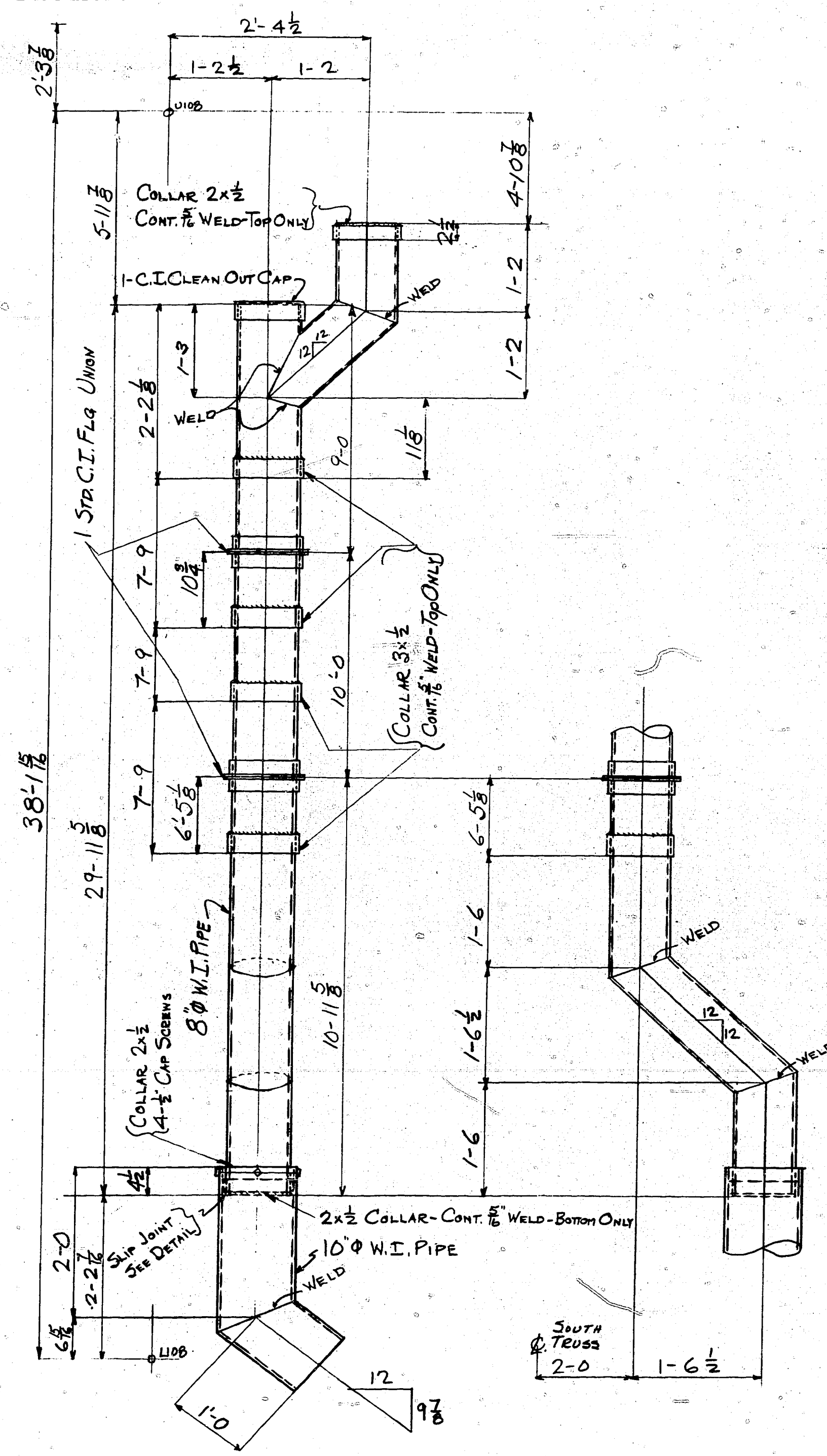
ONE DOWN SPOUT 399 U126-L126



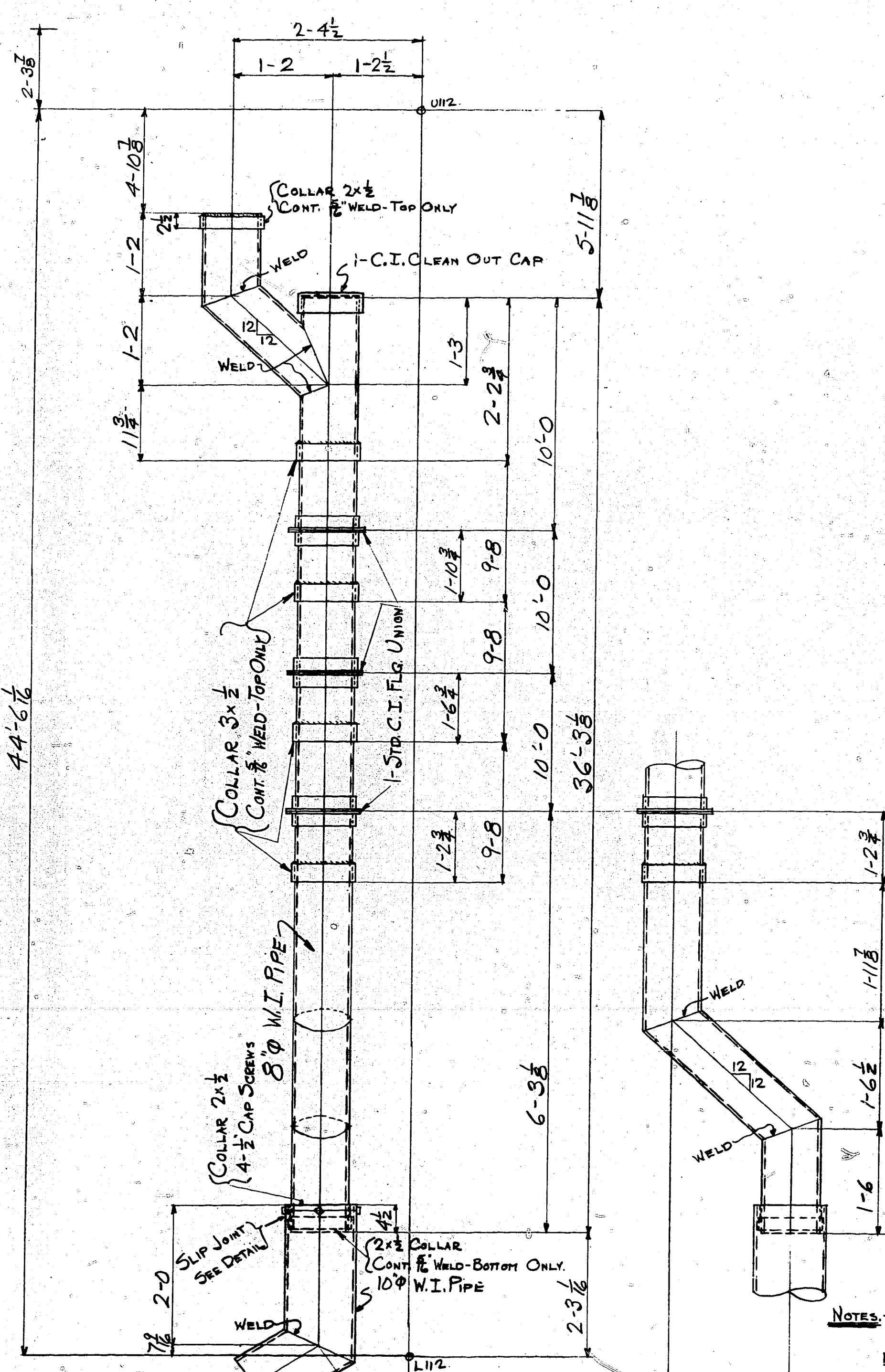
ONE DOWN SPOUT 399 U120-L120

NOTE: FOR GENERAL NOTES SEE SH. 398

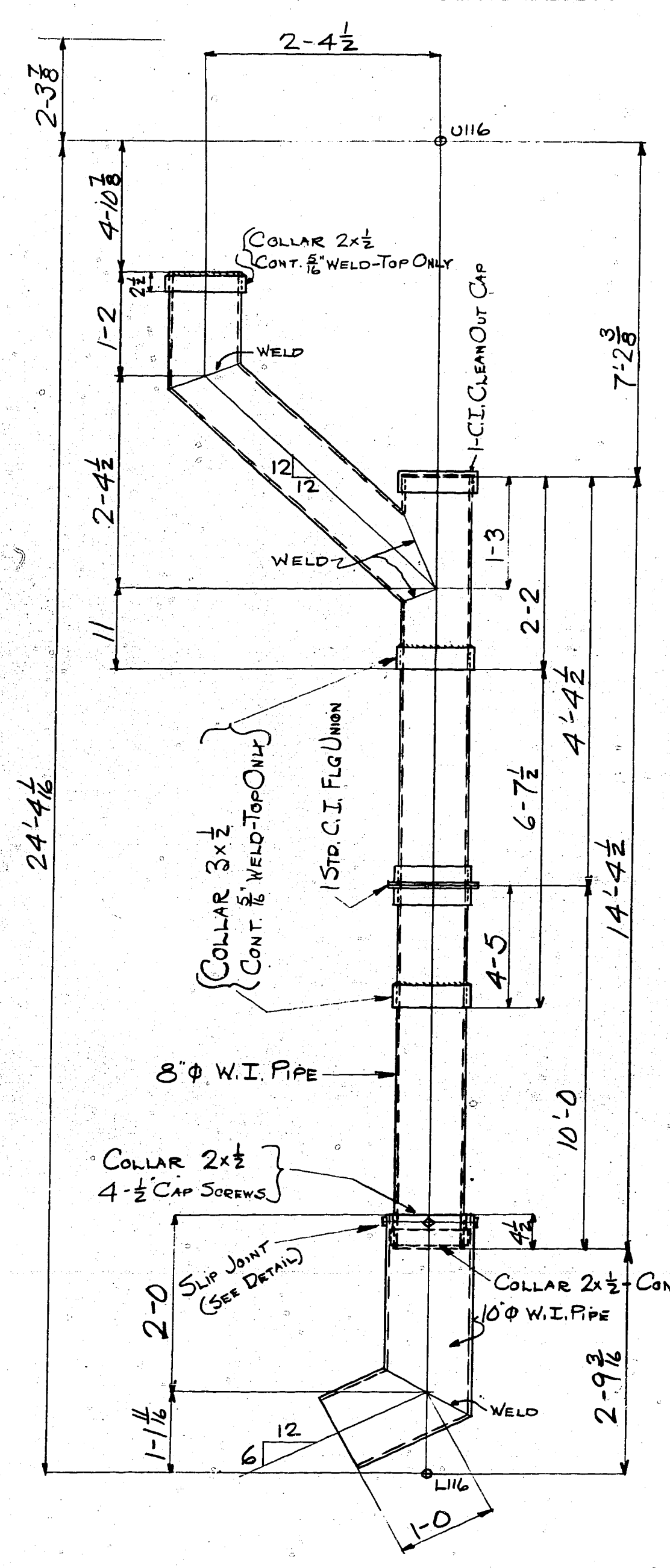
<b>THE R. C. MAHON COMPANY</b>	
DETROIT, MICHIGAN	
<b>STRUCTURAL STEEL DIVISION</b>	
MAIN AVENUE BRIDGE	
CLEVELAND, OHIO	
DOWN SPOUTS - SPAN #10 - UNIT #5	
Made by <i>DL</i>	Checked by <i>ECM</i> Date 1-13-39
Shop Rivets	Shop Paint SEE NOTE
Field Rivets	Field Paint
CONTRACT 37237	SHEET No. 399



ONE DOWN SPOUT 398 U108-L108(5)

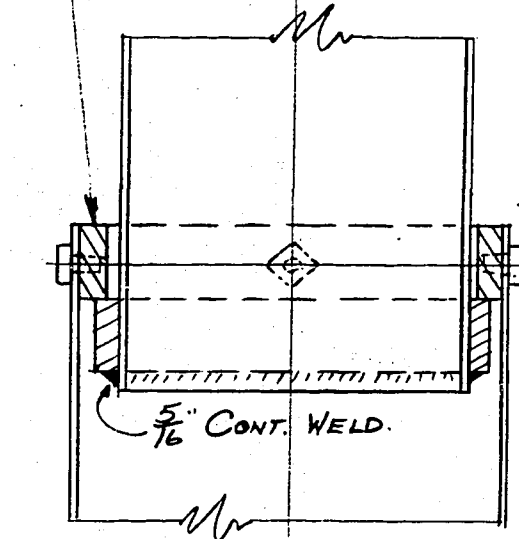


ONE DOWN SPOUT 398 U112-L112(5)



ONE DOWN SPOUT 398 U116-L116(5)

THIS 2x 1/2 COLLAR MAY BE SPLIT OR SLIPPED OVER 8\"/>

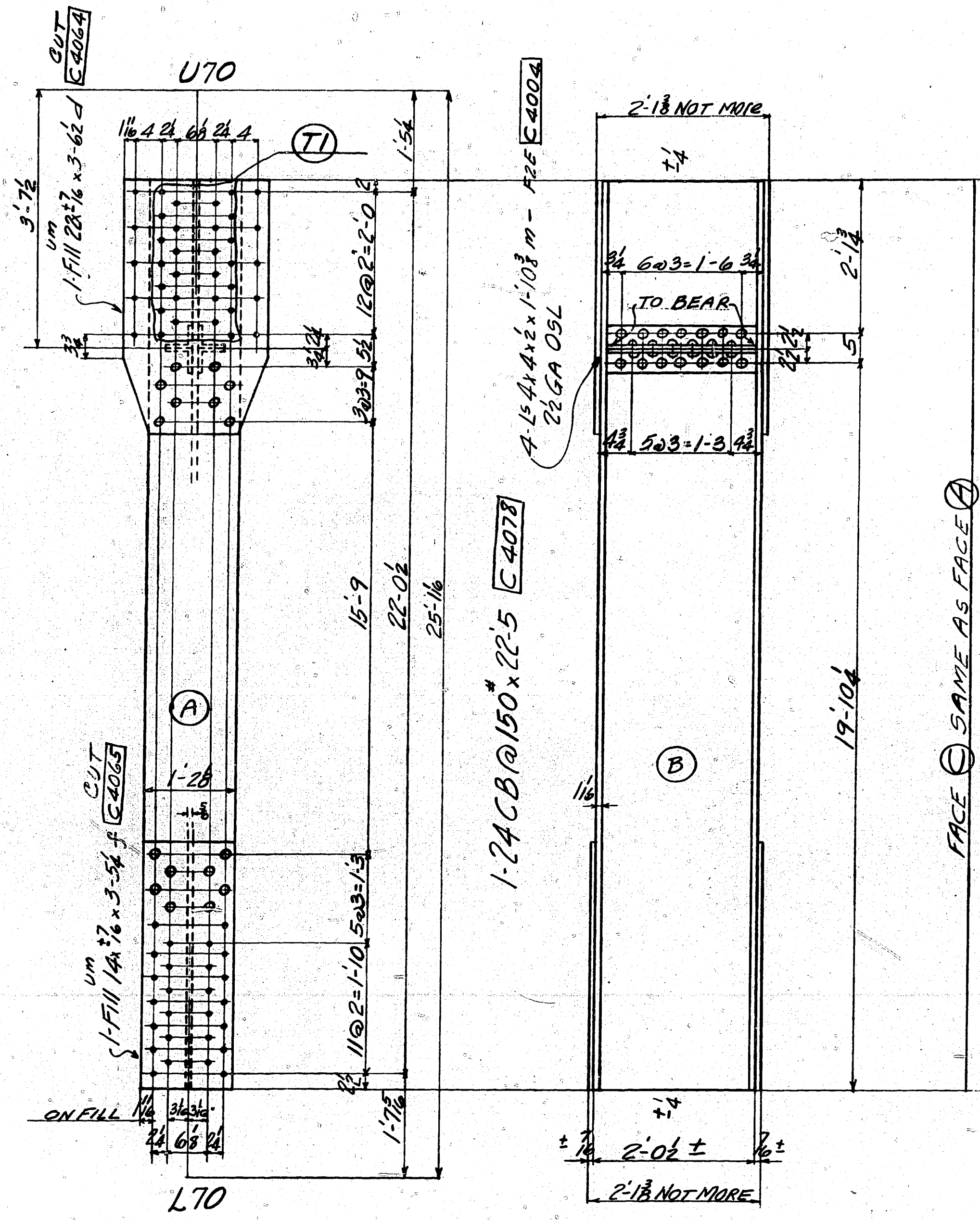
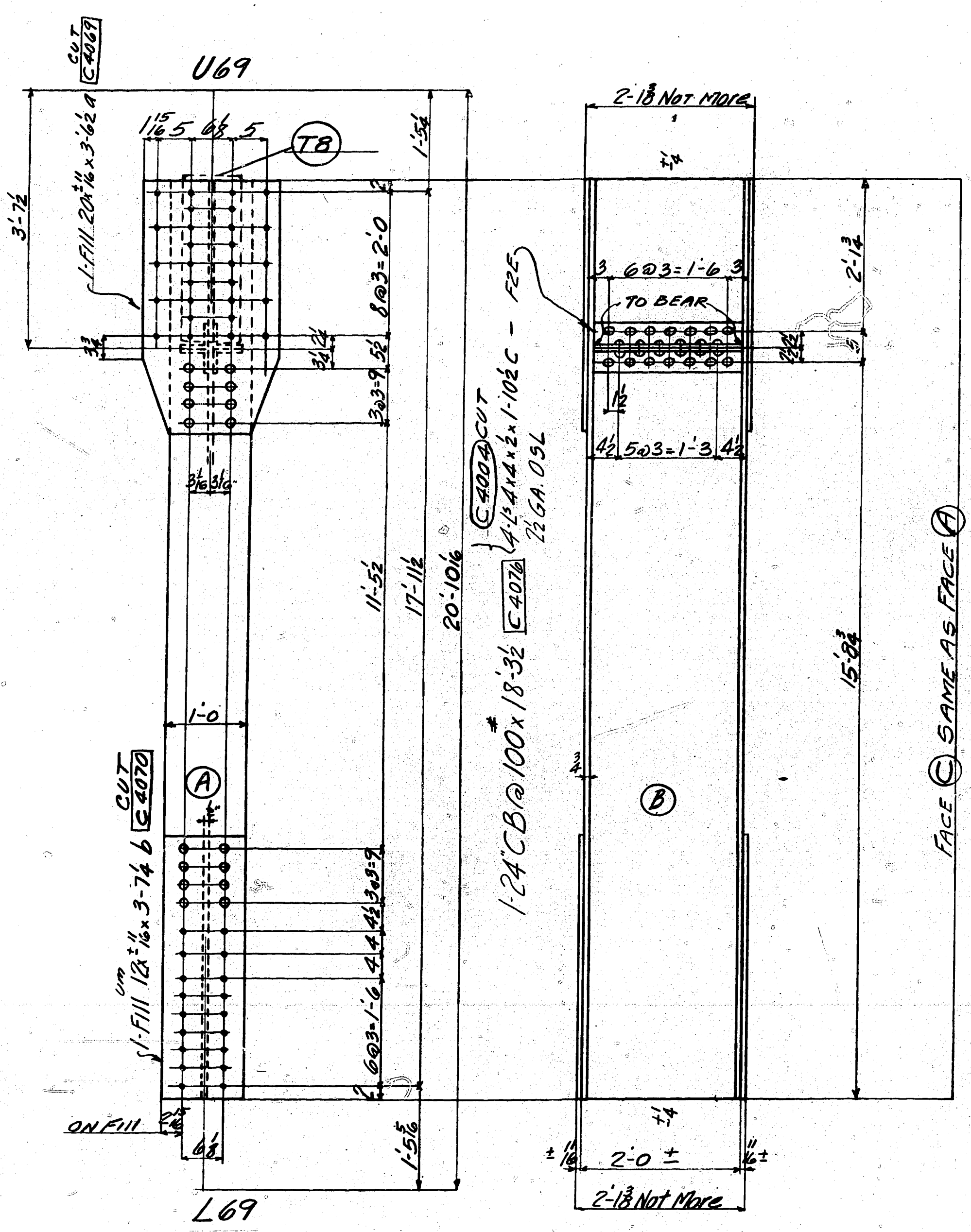


DETAIL OF SLIP JOINT.

NOTES: - ALL PIPES TO BE WROUGHT IRON. CLEAN OUT CAPS & FLANGES TO BE CAST IRON.  
 ALL COLLARS TO BE COPPER BEARING STEEL.  
 MATERIAL SPECS:  
 STRUCTURAL STEEL - A.S.T.M. A7-36 WITH COPPER BEARING CONTENT .02%  
 WROUGHT IRON - A.S.T.M. - A42-3TT.  
 SHOP PAINT - 2 CTS. ZINC CHROMATE. SHOP CONTACT SURFACES NOT PAINTED.  
 ONE ADDITIONAL SHOP COAT OF ALUMINUM PAINT ON OUTSIDE OF 10\"/>

<b>THE R. C. MAHON COMPANY</b>	
DETROIT, MICHIGAN	
<b>STRUCTURAL STEEL DIVISION</b>	
MAIN AVENUE BRIDGE	
CLEVELAND, OHIO	
DOWN SPOUTS - SPAN *10 - UNIT *5	
Made by <i>DLB</i>	Checked by <i>FCW</i> Date 1/13/39
Shop Rivets	Shop Paint SEE NOTE
Open Holes	Field Paint
CONTRACT 37237	SHEET No. 398

(A)



1-POST U69-L69 N } ALIKE  
 1- DO U69-L69 S }

1-POST U70-L70 N } ALIKE  
 1- DO U70-L70 S }

**SHOP PAINT NOTE**  
 TWO COATS - ZINC CHROMATE  
 SHOP CONTACT SURFACES NOT PAINTED.  
 SURFACES INACCESSIBLE AFTER ERECTION  
 (WHERE INDICATED ON SHOP DRAWINGS) TO  
 BE GIVEN ONE ADDITIONAL COAT OF  
 ALUMINUM PAINT

SHOP TO PAINT MARK IN NEAR TOP OF MEMBER  
 AS INDICATED ON DRAWINGS

**SHOP NOTE**  
 TACK WELD LOOSE EDGES OF FILLS

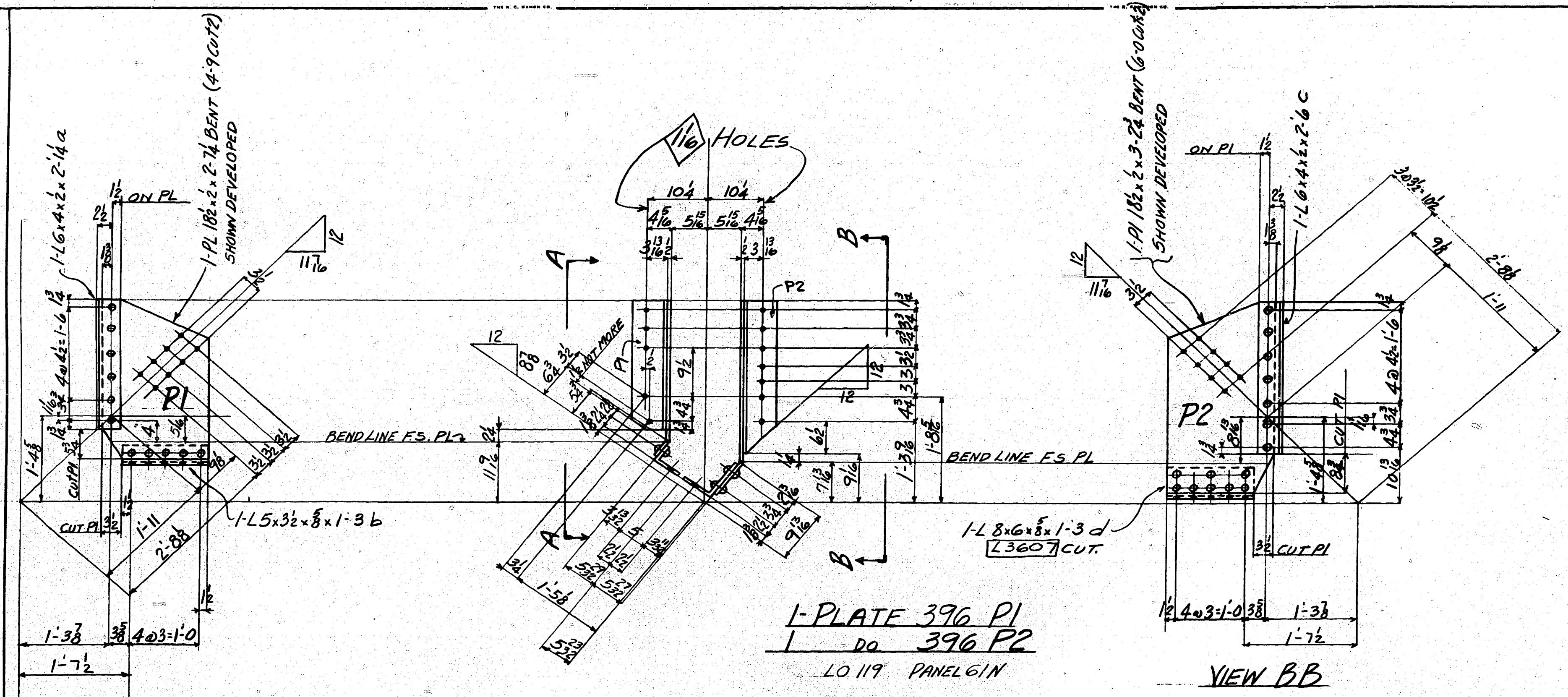
**GENERAL NOTES**  
 SHOP RIVETS 1" UNLESS NOTED  
 OPEN HOLES 1/16" UNLESS NOTED  
 EDGE DISTANCE 1/2" FOR 1" RIVETS UN  
 ALL HOLES SUB PUNCHED 1/8" & REAMED TO 1/16" DIA  
 ALL HOLES IN GUS PL'S TO BE SUB PUNCHED 1/8"  
 & REAMED TO 1/16" AFTER TRUSS IS ASSEMBLED  
 IN YARD. SHOP RIVETS IN GUS PL'S TO BE DRIVEN  
 AFTER TRUSS IS ASSEMBLED. FIELD GUS PL'S  
 SUB PUNCHED 1/8" & REAMED TO 1/16" WITH METAL  
 ASSEMBLED, EXCEPT HOLES MARKED (A) WHICH  
 ARE TO BE SUB PUNCHED 1/8" & REAMED TO 1/16"  
 TO A METAL TEMPLATE WITH TRUSS MEMBERS  
 ASSEMBLED. HOLES IN NAT'L OVER 1" THICK TO BE  
 SUB DRILLED 1/8" & REAMED TO 1/16" (A)

**MATERIAL SPEC.** STRUCTURAL STEEL ASTM A7-36  
 RIVETS ASTM A141-36  
 WITH 0.2% COPPER BEARING

**THE R. C. MAHON COMPANY**  
 DETROIT, MICHIGAN  
**STRUCTURAL STEEL DIVISION**

**MAIN AVE BRIDGE**  
**CLEVELAND OHIO**  
**TRUSS VERTICALS SPAN #7**

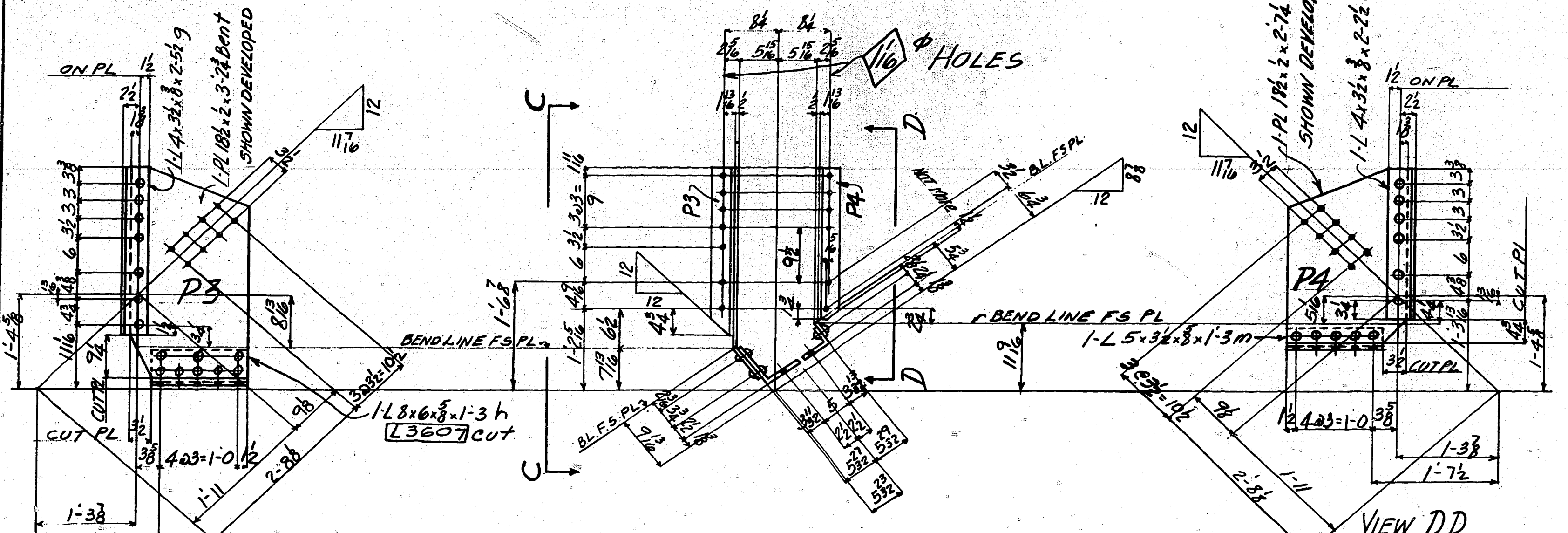
UNIT #  
 Made by G.S. Checked by W.H. Date 11-11-38  
 Shop Rivets 1" SEE Shop Paint SEE NOTES  
 Open Holes 1/16" NOTES Field Paint  
 CONTRACT 37237 SHEET No. 397



VIEW AA

VIEW BB

1-PLATE 396 P1  
1- do 396 P2  
LO 119 PANEL G1



VIEW CC

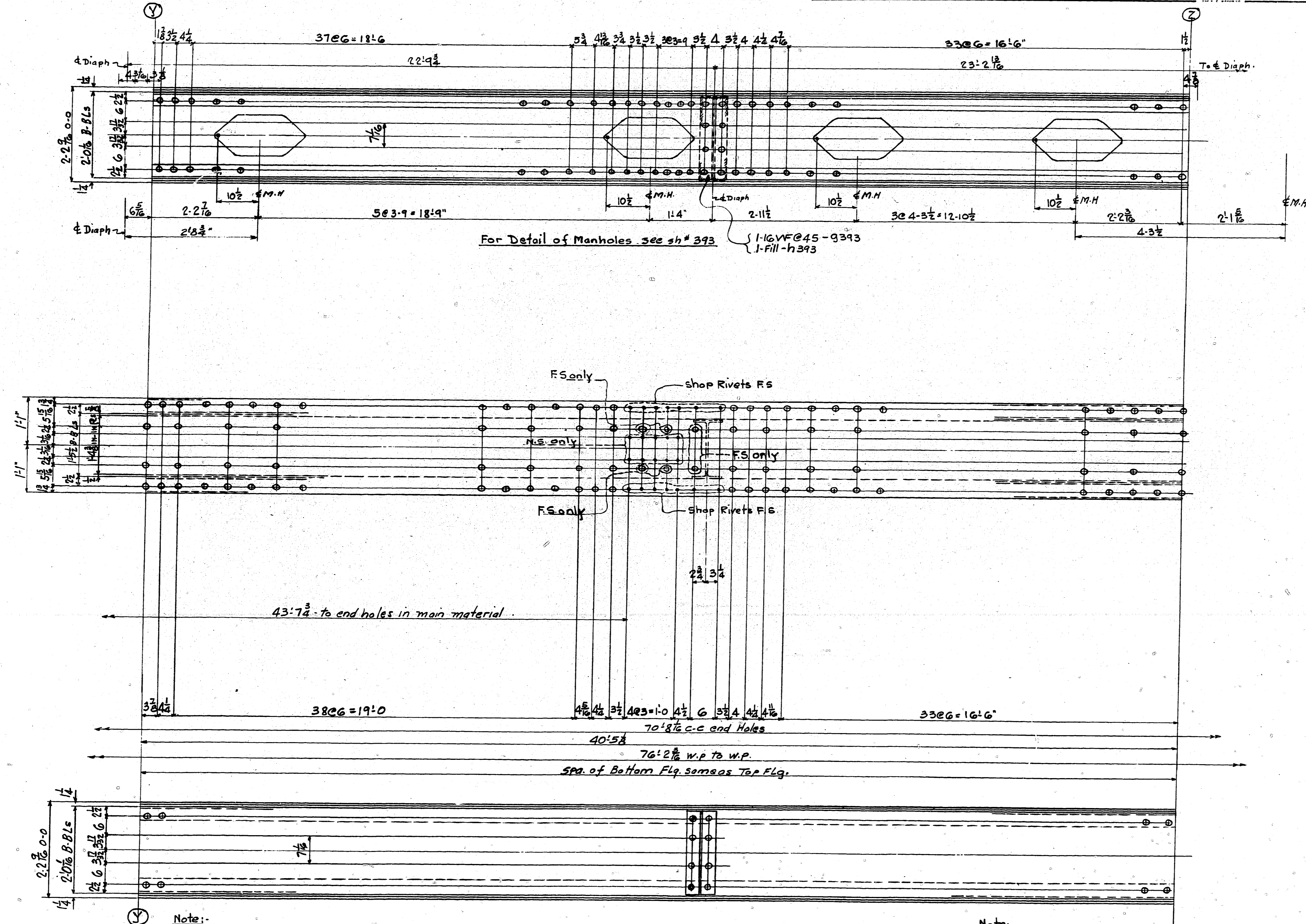
VIEW DD

1-PLATE 396 P3  
1- do 396 P4  
LO 119 PANEL G1-5

THE R. C. MAHON COMPANY	
DETROIT, MICHIGAN	
STRUCTURAL STEEL DIVISION	
MAIN AVE BRIDGE	
CLEVELAND OHIO	
SWAY BRACING PLATES SPAN G	
Made by <u>GS</u>	Checked by <u>VON</u> Date <u>11-11-38</u>
Shop Rivets <u>1/2"</u>	Shop Paint <u>SEE GEN NOTES</u>
Open Holes <u>1/2" UN</u>	Field Paint
CONTRACT <u>37237</u>	SHEET No. <u>396</u>

FOR GENERAL NOTES SEE SHEET 480





Note:  
For Parts not shown to left  
of line (Y) see sh. #393

Work sheets # 393-394-395 together.

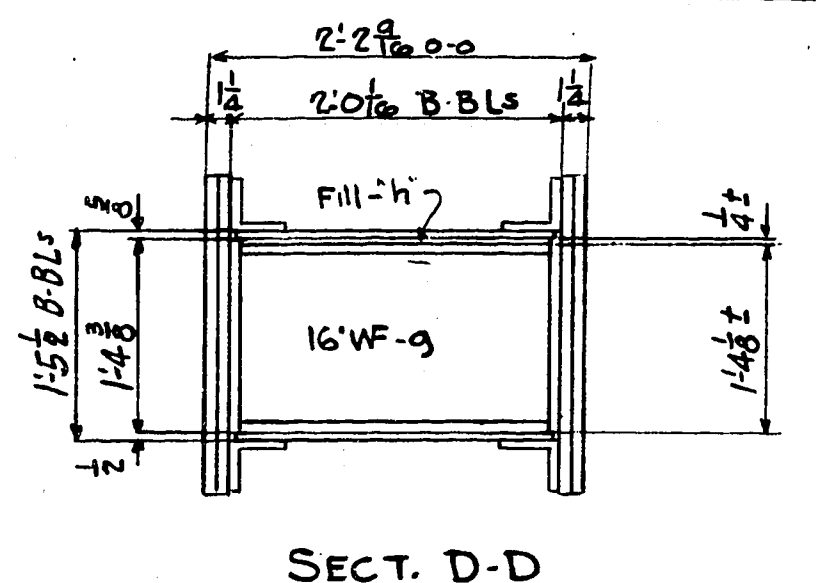
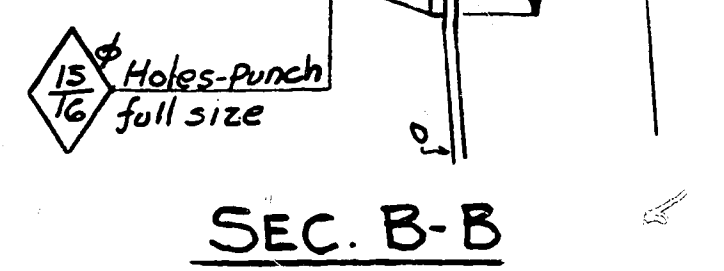
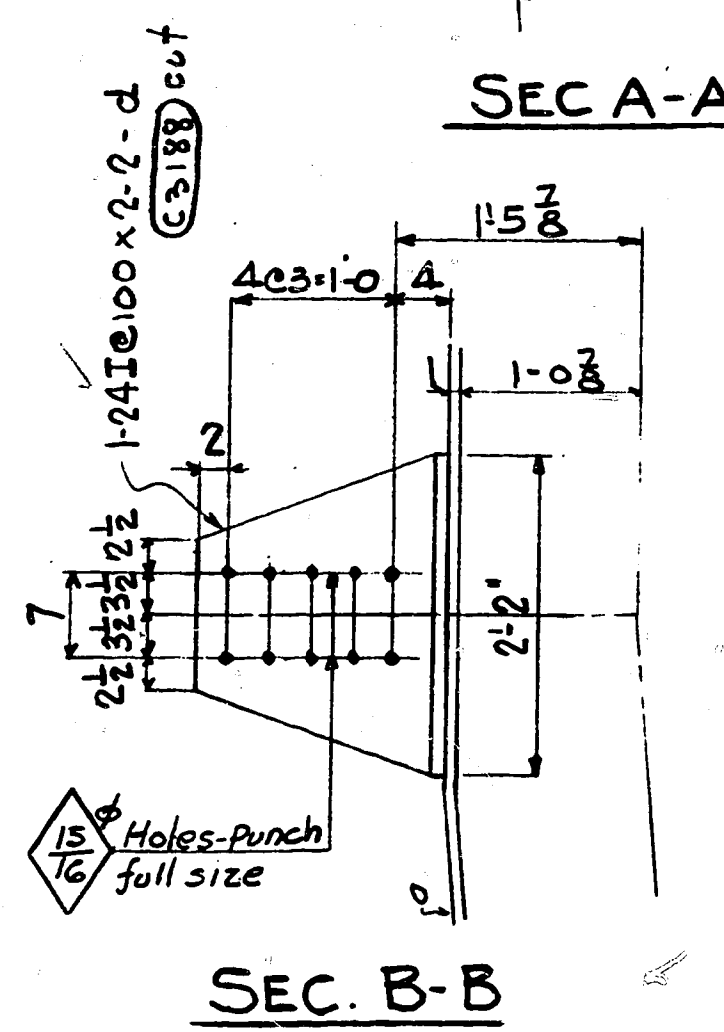
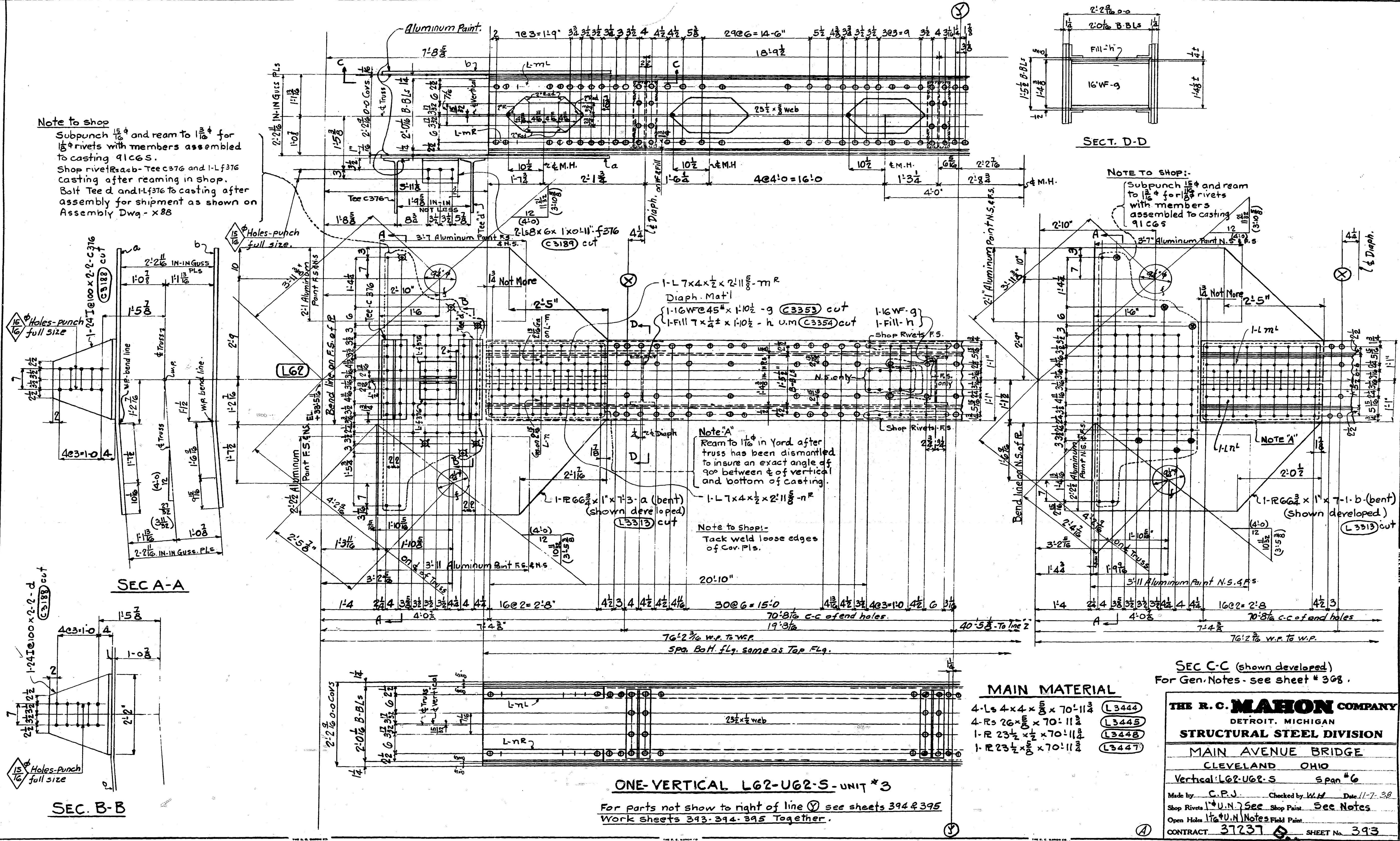
Note:  
For Parts not shown to right  
of line (Z) see sh # 395

For General Notes see sh # 368

<b>THE R. C. MAHON COMPANY</b>	
DETROIT, MICHIGAN	
<b>STRUCTURAL STEEL DIVISION</b>	
MAIN AVENUE BRIDGE	
CLEVELAND OHIO	
VERTICAL L02-U02-5	SPAN #6
UNIT #3	
Made by C.P.S.	Checked by W.H. Date 11-7-38
Shop Rivets 1 1/2" U.N. See Shop Prints	See Notes
Open Holes 1 1/2" U.N. Notes Field Prints	
CONTRACT 37237	SHEET No. 394

**Note to shop**  
 Subpunch  $\frac{15}{16}$ " and ream to  $\frac{1}{16}$ " for  $\frac{1}{8}$ " rivets with members assembled to casting 91CG5.  
 Shop rivets as b-Tee C376 and 1-L F376 casting after reaming in shop.  
 Bolt Tee d and 1-L F376 to casting after assembly for shipment as shown on Assembly Dwg. - X88

**NOTE TO SHOP:**  
 Subpunch  $\frac{15}{16}$ " and ream to  $\frac{1}{16}$ " for  $\frac{1}{8}$ " rivets with members assembled to casting 91CG5



**ONE-VERTICAL L62-U62-S-UNIT #3**  
 For parts not show to right of line (Y) see sheets 394 & 395  
 Work sheets 393-394-395 Together.

- MAIN MATERIAL**
- 4-Ls 4x4x 5/8 x 70'-11 1/2 (L3444)
  - 4-Rs 26 1/2 x 70'-11 1/2 (L3445)
  - 1-R 23 1/2 x 70'-11 1/2 (L3446)
  - 1-R 23 1/2 x 70'-11 1/2 (L3447)

**SEC C-C (shown developed)**  
 For Gen. Notes - see sheet # 308.

**THE R. C. MAHON COMPANY**  
 DETROIT, MICHIGAN  
**STRUCTURAL STEEL DIVISION**

**MAIN AVENUE BRIDGE**  
 CLEVELAND OHIO

Vertical: L62-U62-S span #6

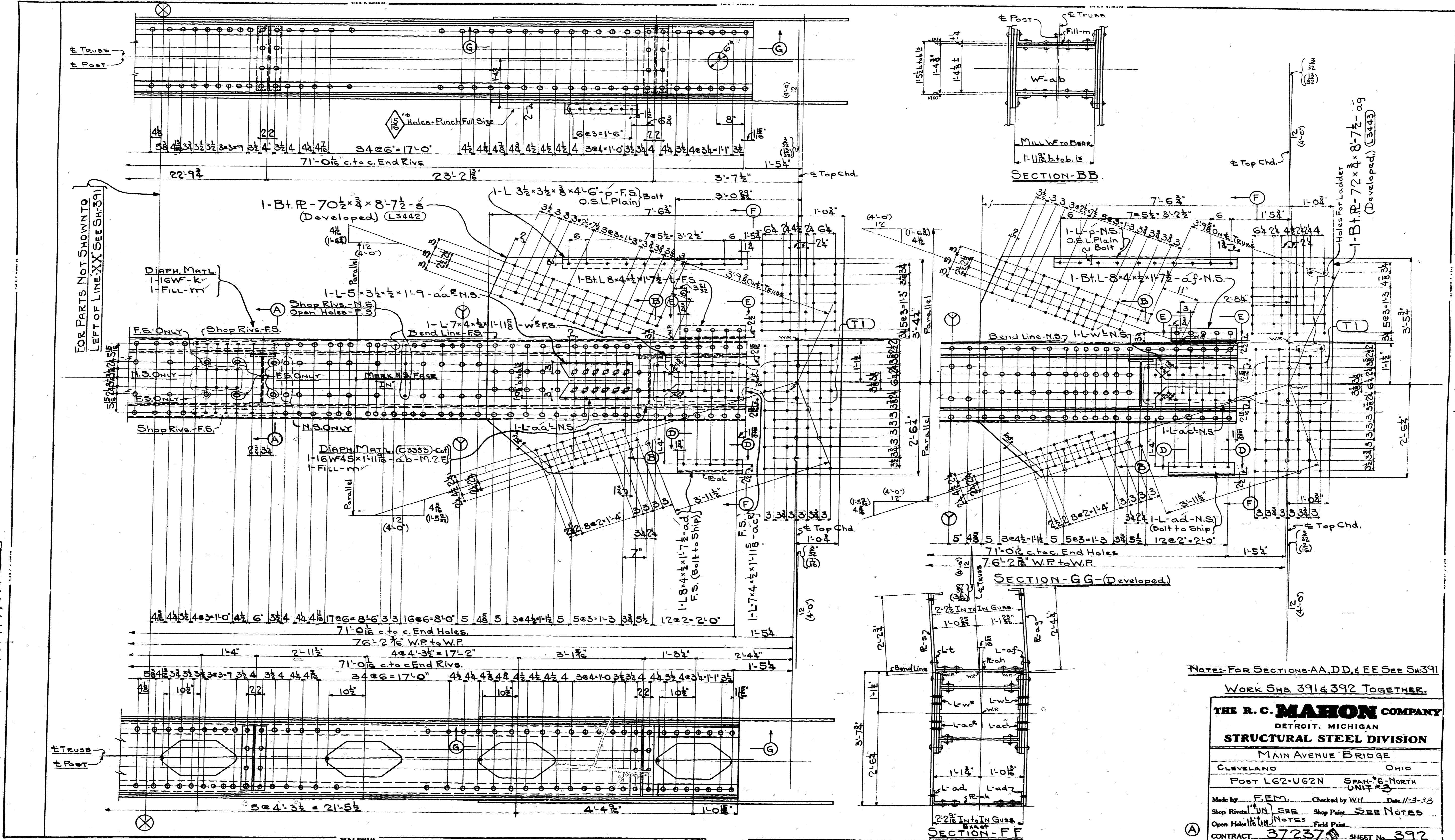
Made by C.P.J. Checked by W.M. Date 11-7-38  
 Shop Rivets 1 1/4" U.N. See Shop Paint See Notes  
 Open Holes 1 1/4" U.N. Notes Field Paint

CONTRACT 37237 SHEET No. 393



L0180

L0180



FOR PARTS NOT SHOWN TO LEFT OF LINE XX SEE SH-391

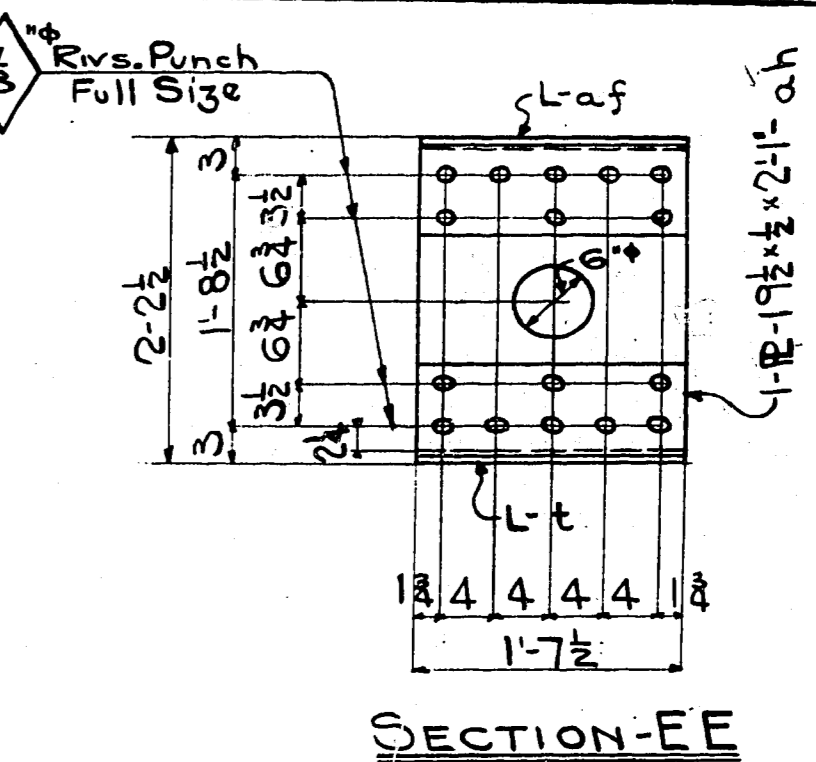
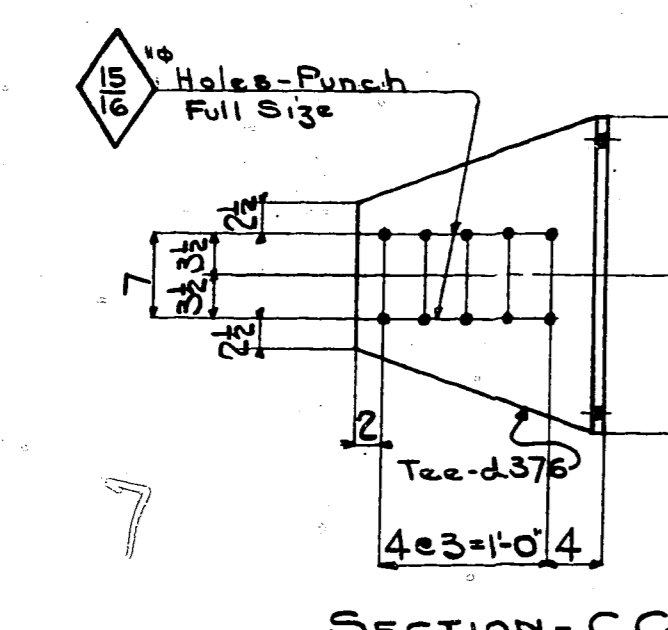
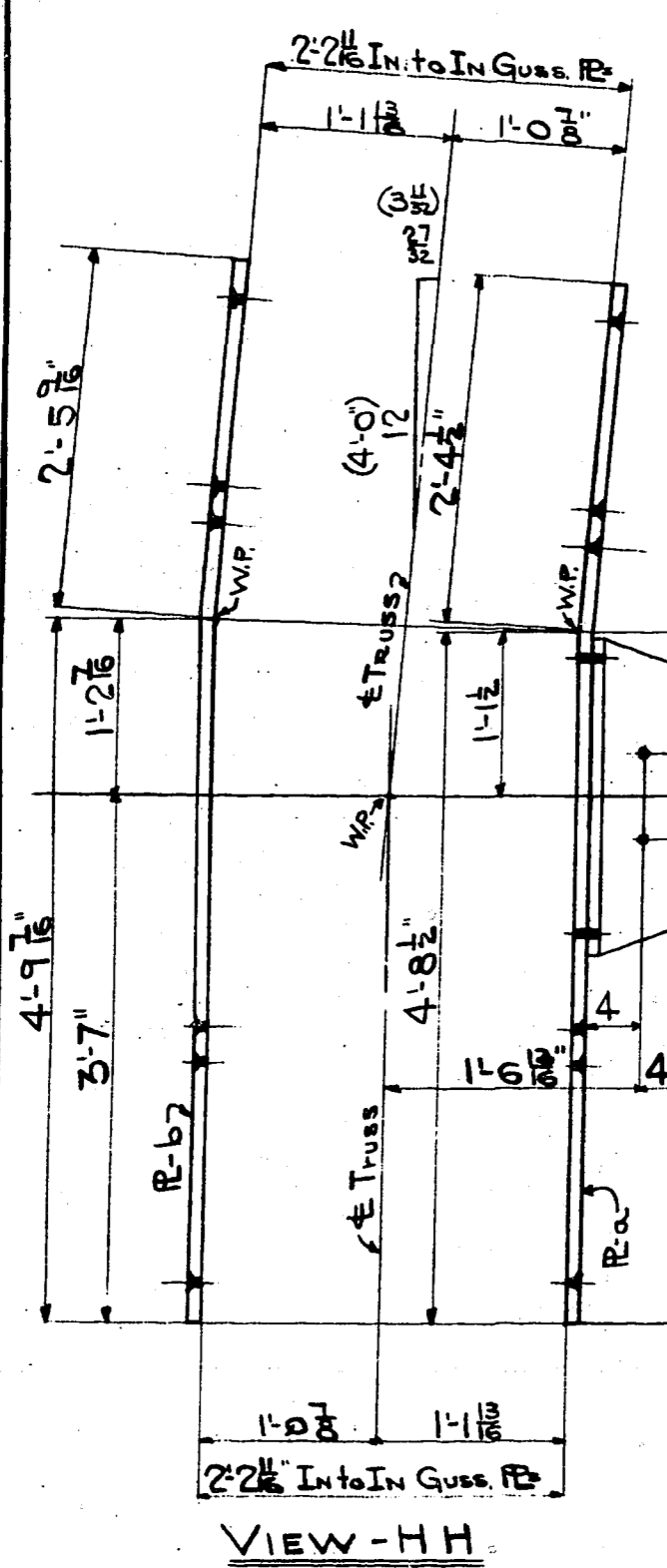
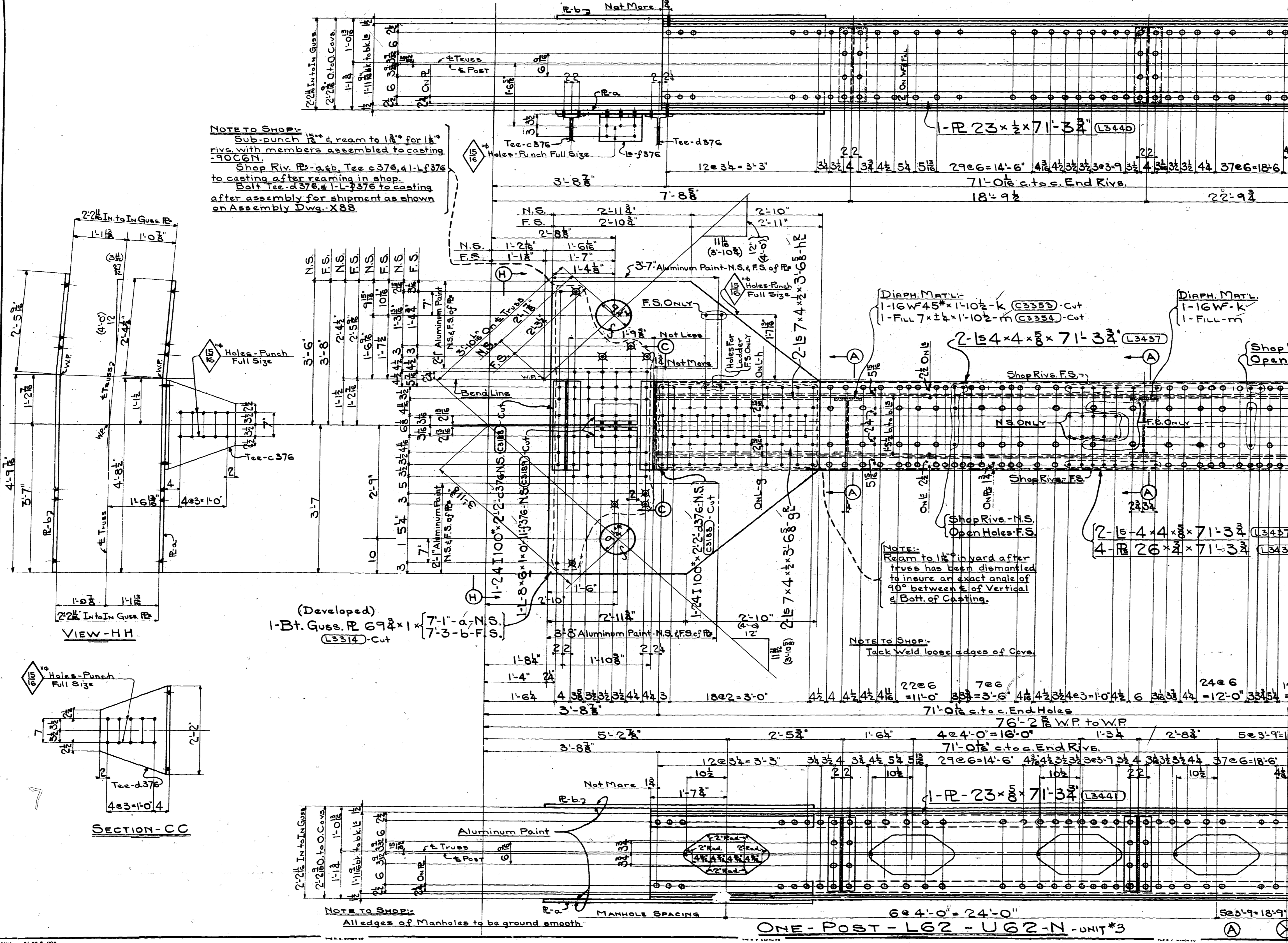
NOTE: FOR SECTIONS AA, DD, & EE SEE SH-391

WORK SHS. 391 & 392 TOGETHER.

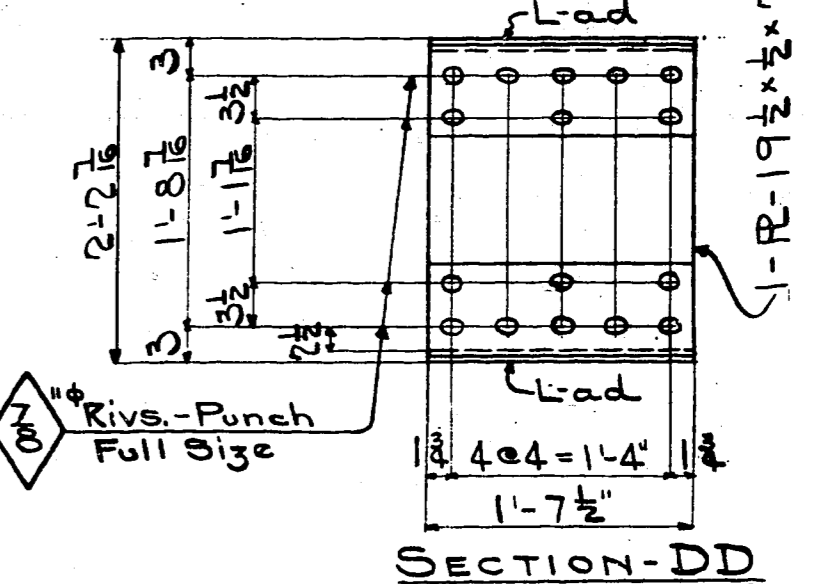
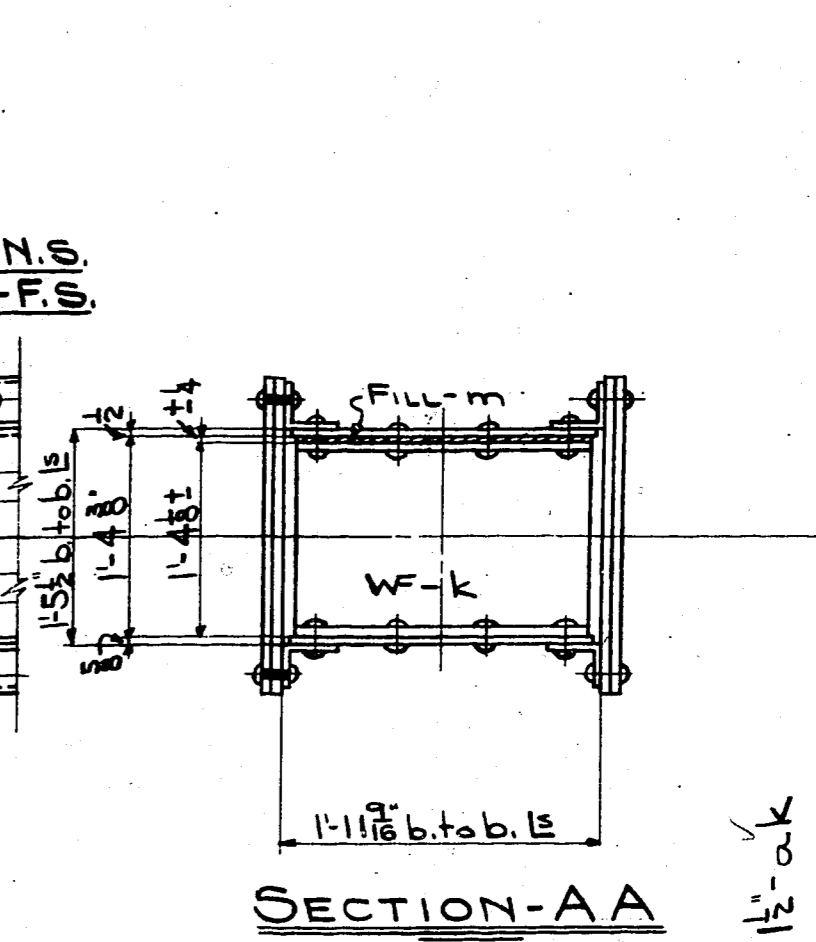
**THE R. C. MAHON COMPANY**  
 DETROIT, MICHIGAN  
**STRUCTURAL STEEL DIVISION**  
 MAIN AVENUE BRIDGE  
 CLEVELAND OHIO  
 POST LG2-U62N SPAN #6-NORTH  
 UNIT #3  
 Made by F.E.M. Checked by W.H. Date 11-3-33  
 Shop Rivets UN SEE Shop Print SEE NOTES  
 Open Holes UN NOTES Field Print  
 CONTRACT 37237 SHEET No. 392

L0141

L0133


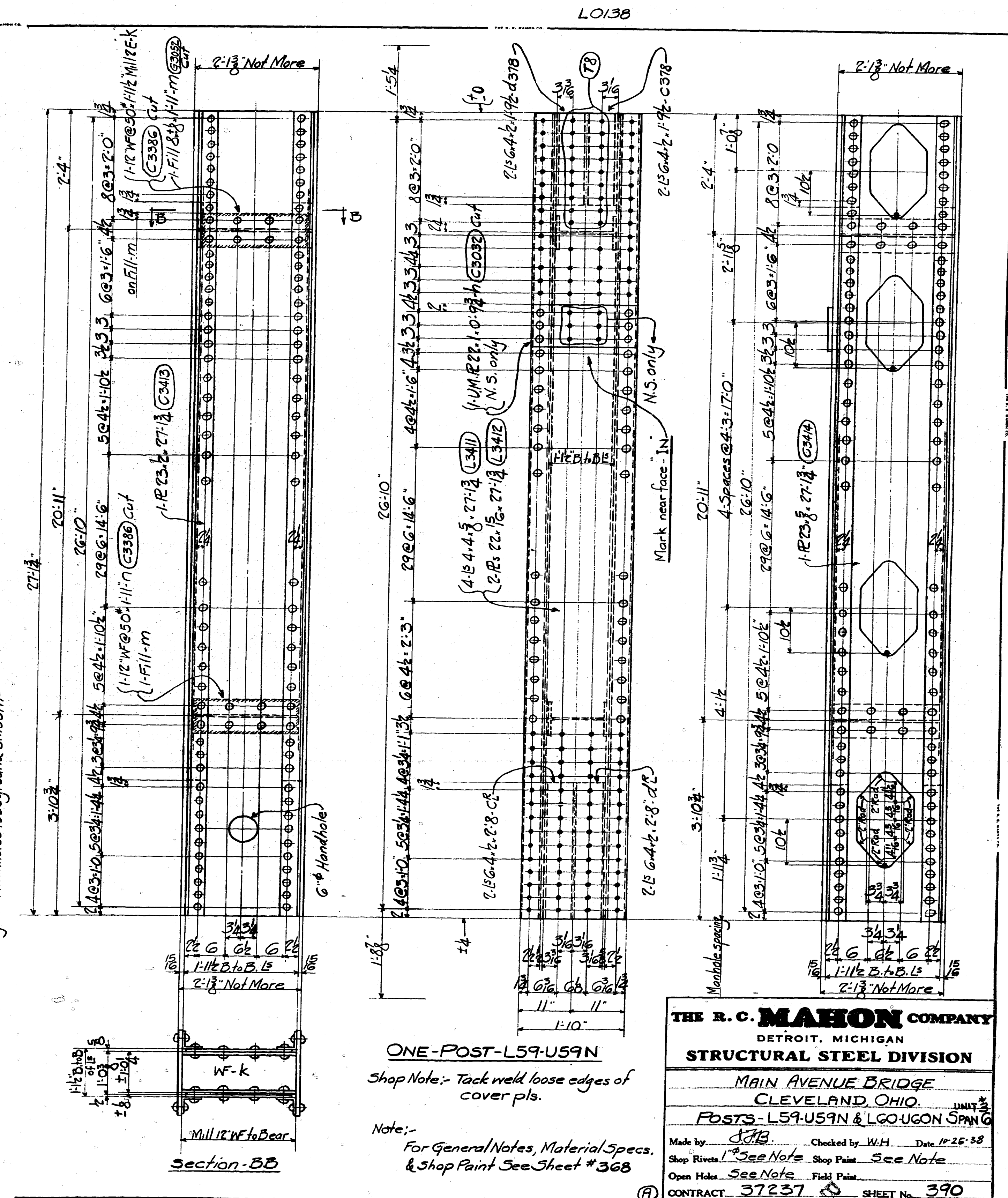
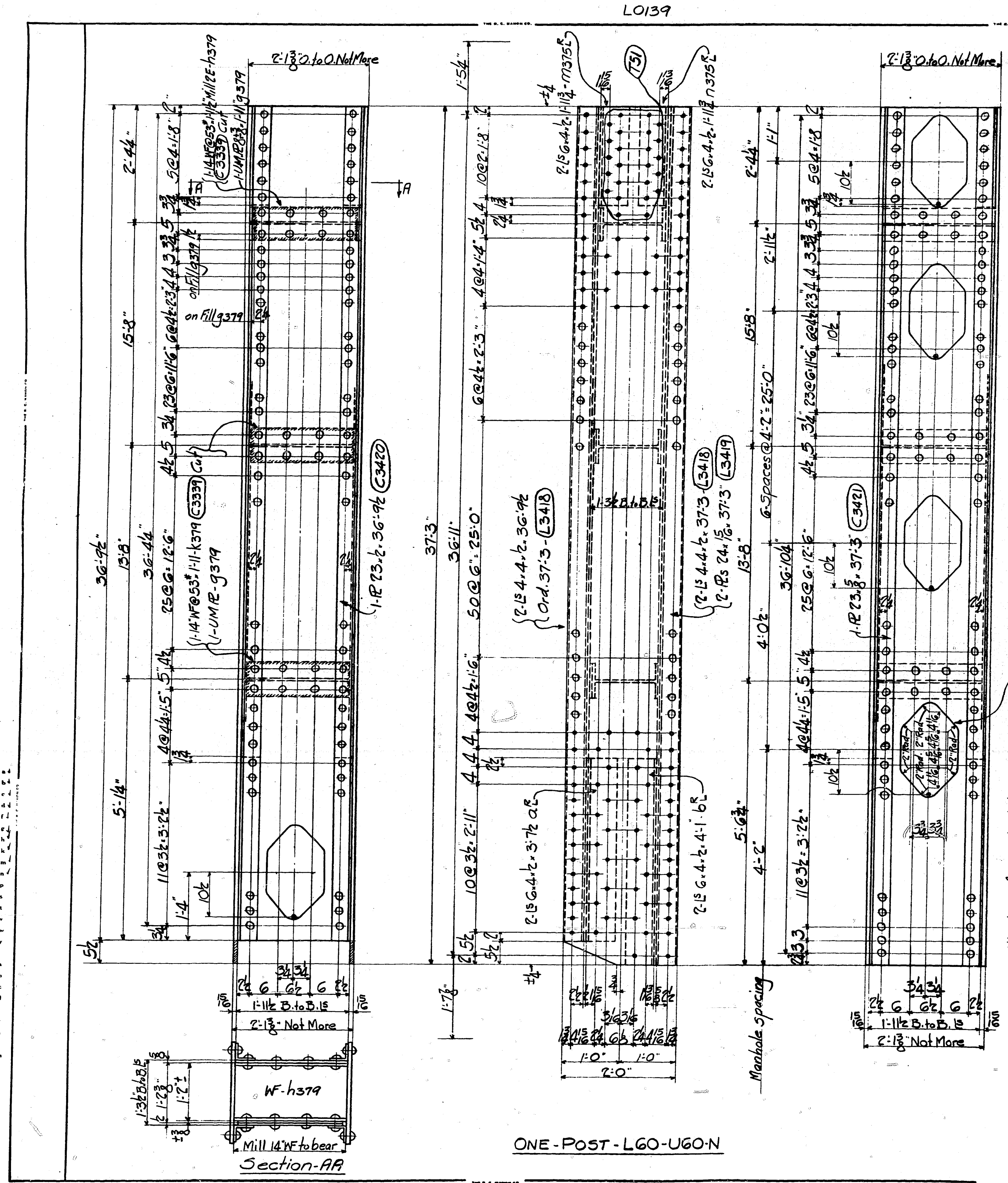


FOR PARTS NOT SHOWN TO RIGHT OF LINE X-X SEE SH 392



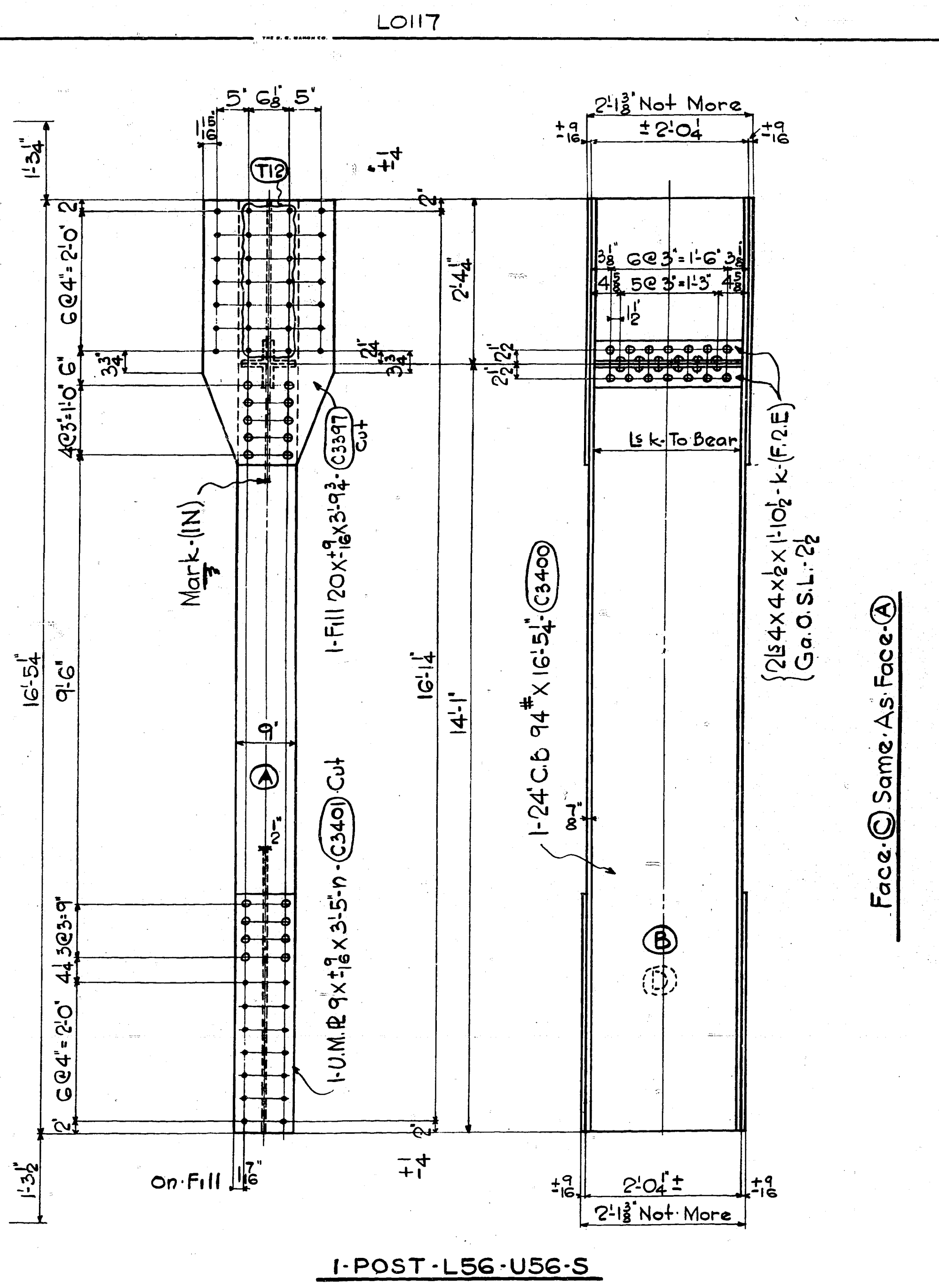
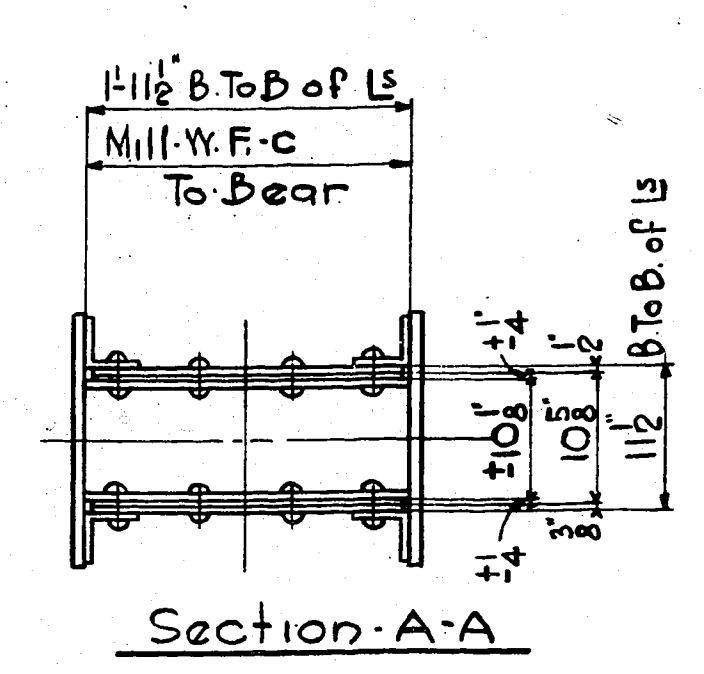
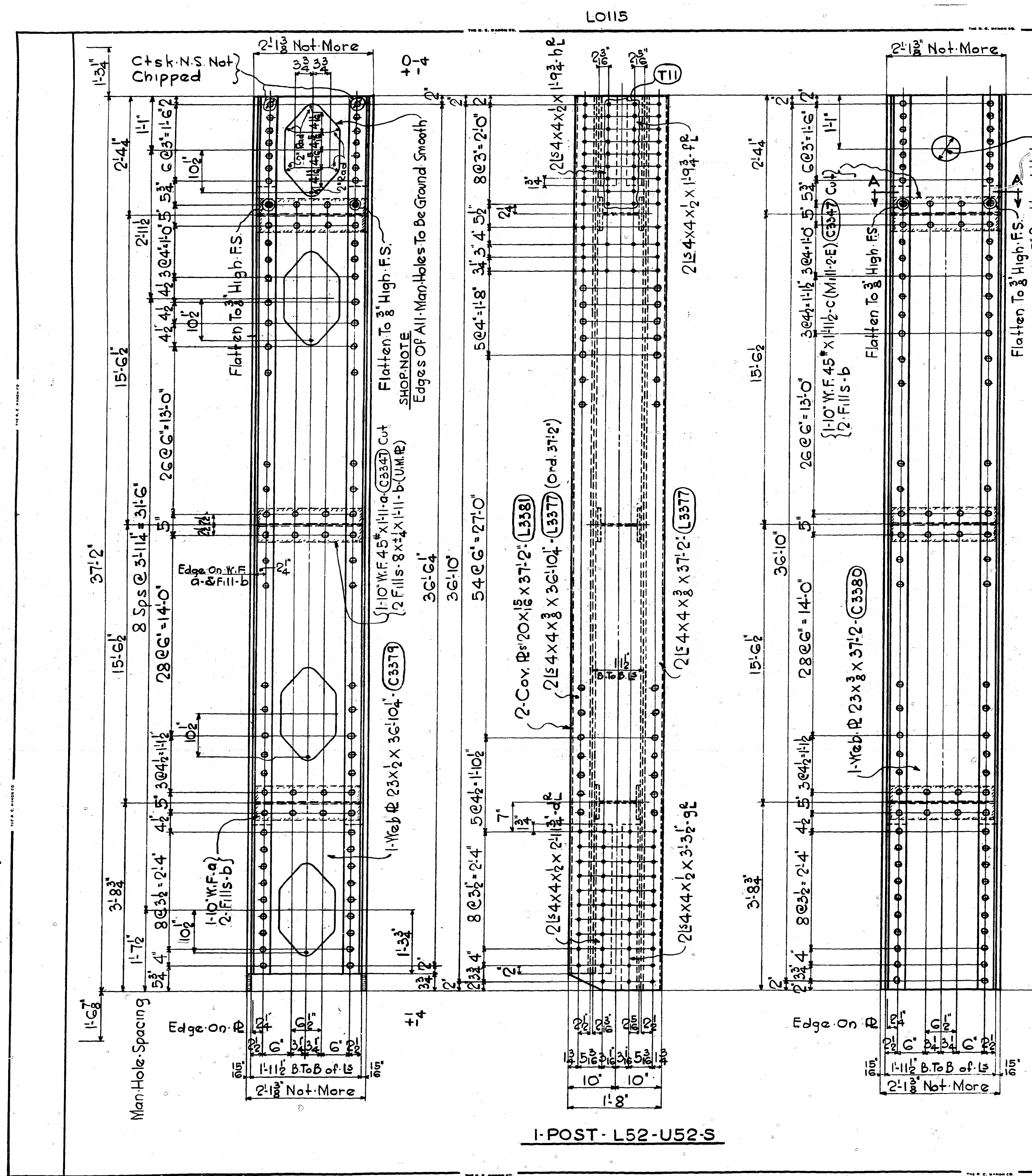
**GENERAL NOTES:**  
FOR GENERAL NOTES SEE SH # 368  
NOTE: FOR LOCATION OF SECTS. DD&EE SEE SH. 392  
WORK SHS 391 & 392 TOGETHER

**THE R. C. MAHON COMPANY**  
DETROIT, MICHIGAN  
**STRUCTURAL STEEL DIVISION**  
MAIN AVENUE BRIDGE  
CLEVELAND OHIO  
POST L62-U62-N SPAN#6-NORTH  
Made by F.E.M. Checked by W.H. Date 11-3-32  
Shop Rivets UN SEE Shop Paint SEE NOTES  
Open Holes UN NOTES Field Paint  
CONTRACT 37237 SHEET No. 391



**ONE-POST-L59-U59N**  
 Shop Note: Tack weld loose edges of cover pls.  
 Note: For General Notes, Material Specs. & Shop Paint See Sheet # 368

<b>THE R. C. MAHON COMPANY</b>		
DETROIT, MICHIGAN		
<b>STRUCTURAL STEEL DIVISION</b>		
MAIN AVENUE BRIDGE		
CLEVELAND, OHIO		
POSTS-L59-U59N & L60-U60N SPAN		
Made by	Checked by	Date
JHB	W.H.	10-25-38
Shop Rivets	See Note	Shop Paint
Open Holes	See Note	Field Paint
CONTRACT 37237		SHEET No. 390

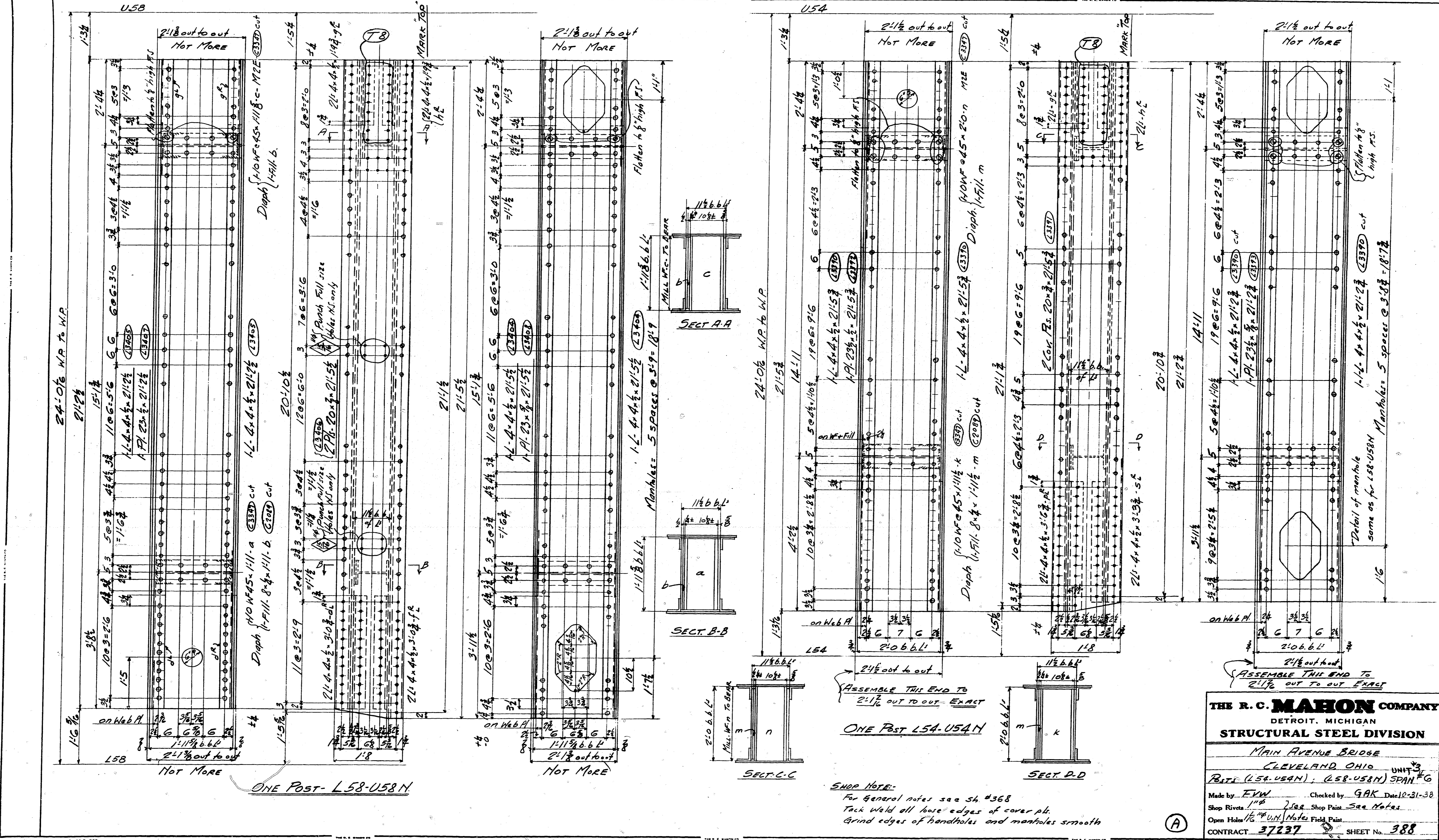


NOTE  
For General Notes, Material Spec. & Shop Paint See Sh # 368

SHOP NOTE  
Tack Weld Loose Edges Of Fills & Covs

<b>THE R. C. MAHON COMPANY</b>	
DETROIT, MICHIGAN	
<b>STRUCTURAL STEEL DIVISION</b>	
Main Avenue Bridge Cleveland, Ohio. UNIT #3	
Posts: L52-U52-S - L56-U56-S. Span #6	
Made by: Schultz	Checked by: W.H. Date: 11-5-38
Shop Rivets: See Note	Shop Paint: See Note
Open Holes: See Note	Field Paint: See Note
CONTRACT: 37237	SHEET No. 389

Face © Same As Face A



ONE POST - L58-U58N

ONE POST L54-U54N

SHOP NOTE:  
 For general notes see sh. #368  
 Tack weld all base edges of cover pl.  
 Grind edges of handholes and manholes smooth

<b>THE R. C. MAHON COMPANY</b>	
DETROIT, MICHIGAN	
<b>STRUCTURAL STEEL DIVISION</b>	
MAIN AVENUE BRIDGE	
CLEVELAND, OHIO	
UNIT #	16
POST (L54-U54N); (L58-U58N) SPAN	16
Made by	FWW
Checked by	GAK
Date	12-31-38
Shop Rivets	1/4" See Shop Print
Open Holes	1/2" UN. Notes Field Print
CONTRACT	37237
SHEET No.	388

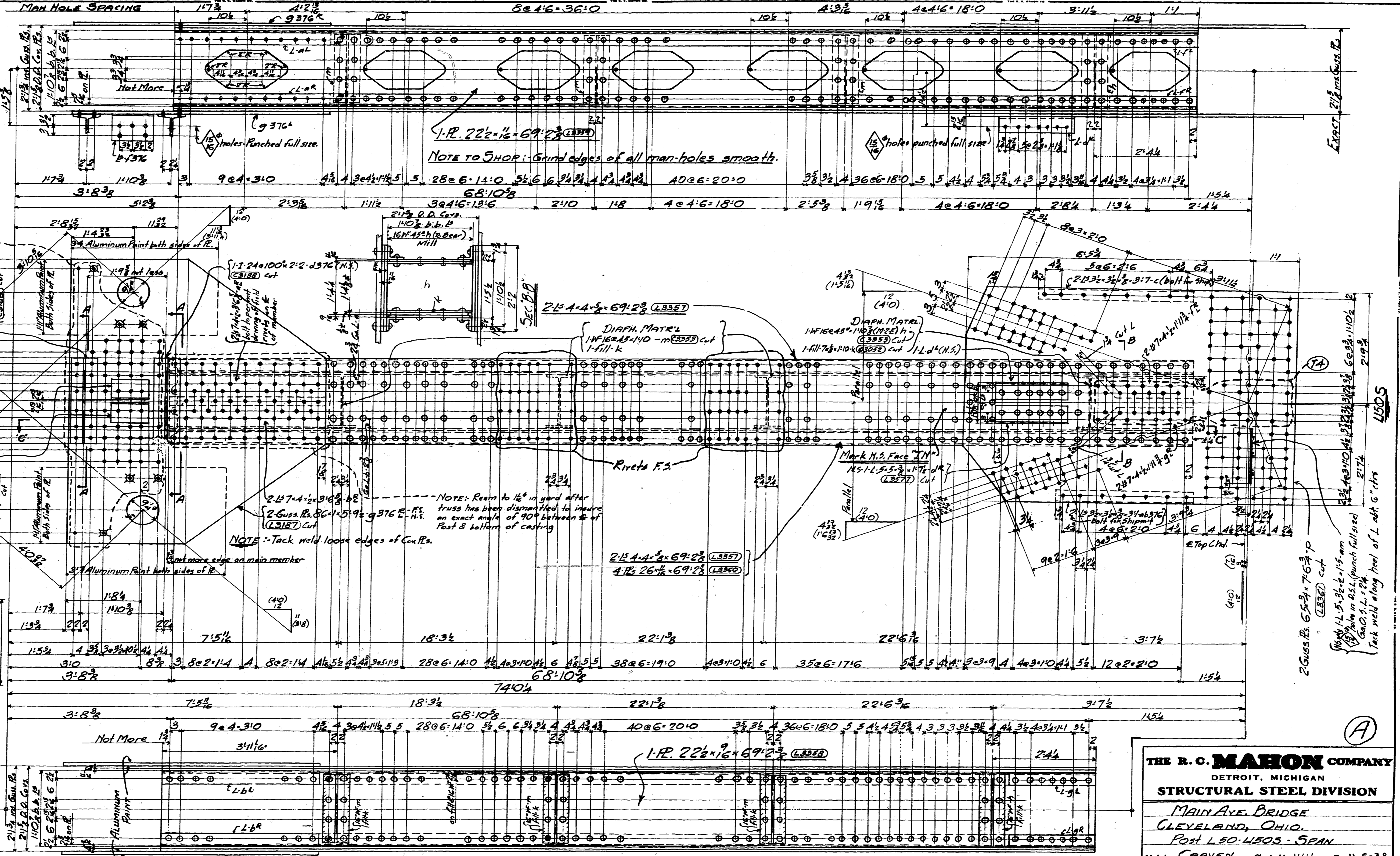
L0179

NOTE TO SHOP: Sub-punch these holes & ream to 1/16" (for 1/8" rivet) with member assembled to casting No. 89055. Shop rivets to casting No. 89055, and 1/2" x 3/4" x 1/4" to casting after reaming in shop. Rivets to be installed in shop after assembly for Shop. See Notes on assembly drawing - X89

L0121

LEDS

Sec. AA



NOTE TO SHOP: Grind edges of all man-holes smooth.

NOTE: Tack weld loose edges of Con. R's.

NOTE: Ream to 1/16" in yard after truss has been dismantled to insure an exact angle of 90° between top of Post & bottom of casting

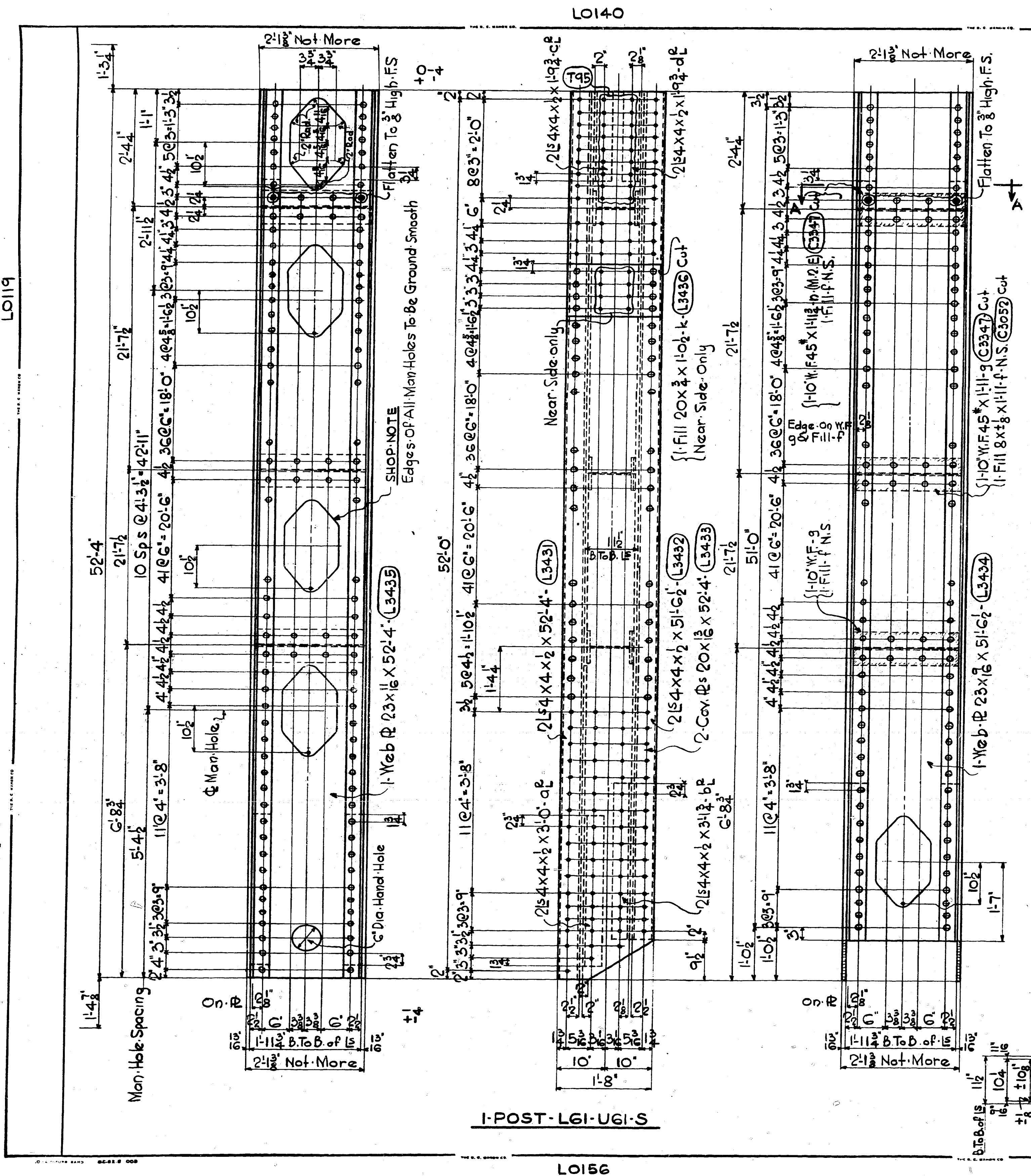
Bottom Section 'C-C'

ONE POST - L50-U505-UNIT\*3

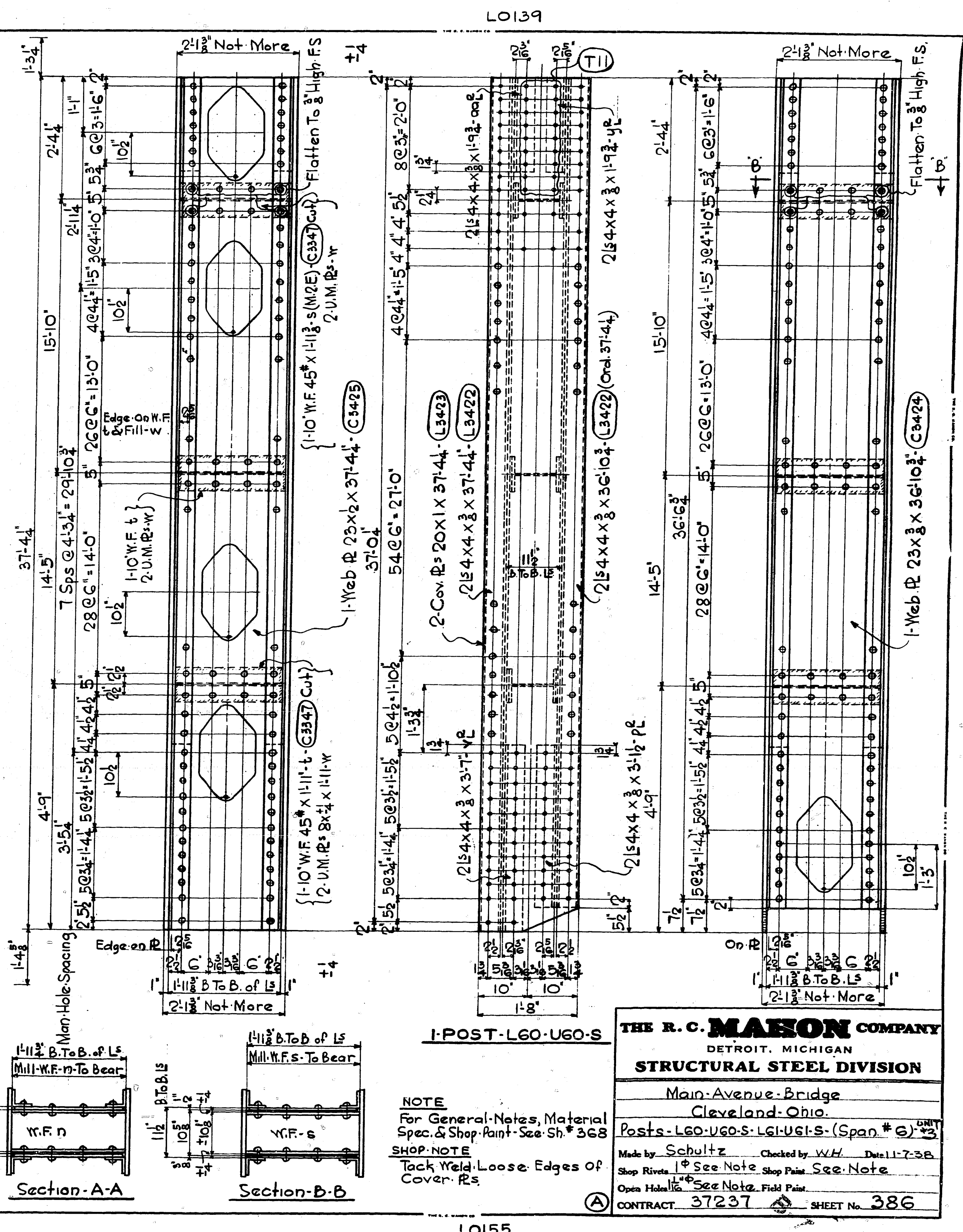
NOTE: For General Notes, Material Specs., & Shop Paint See Sh. 368.

**THE R. C. MAHON COMPANY**  
 DETROIT, MICHIGAN  
**STRUCTURAL STEEL DIVISION**  
 MAIN AVE. BRIDGE  
 CLEVELAND, OHIO.  
 Post L50-U505 - SPAN

Made by **GRAVEN** Checked by **W.H.** Date **11-5-38**  
 Shop Rivets **1/2" x 3/4" x 1/4"** Shop Paint **See Notes**  
 Open Holes **See Notes & Field Print**  
 CONTRACT **37237** SHEET No. **387**



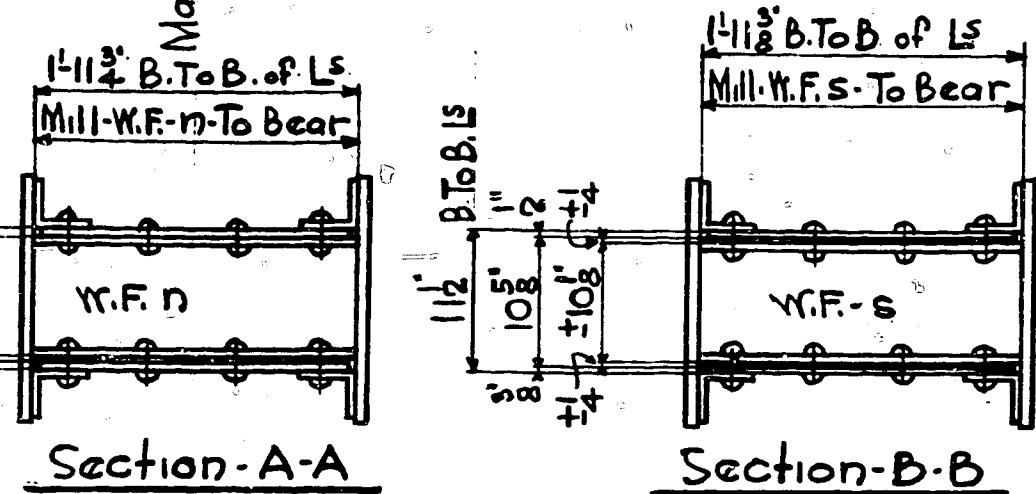
LO140



LO139

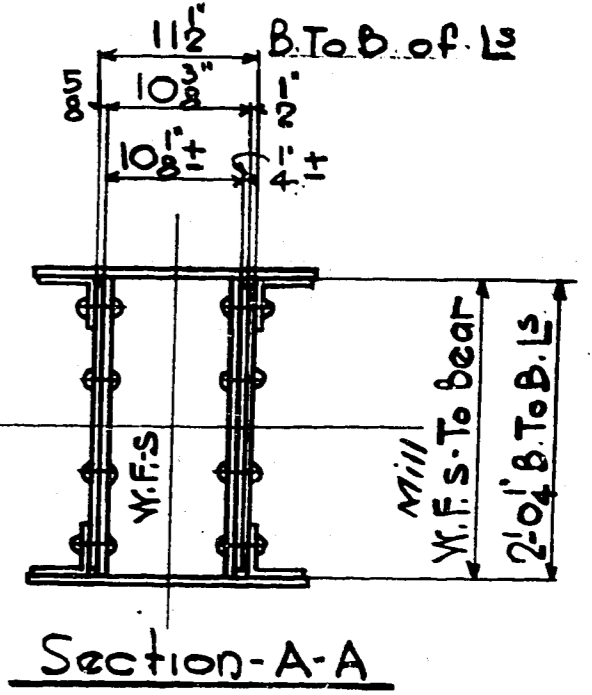

LO156

LO155



**NOTE**  
 For General Notes, Material Spec. & Shop Paint See Sh. # 368  
**SHOP NOTE**  
 Tack Weld Loose Edges of Cover Pls.

**THE R. C. MAISON COMPANY**  
 DETROIT, MICHIGAN  
**STRUCTURAL STEEL DIVISION**  
 Man-Avenue Bridge  
 Cleveland, Ohio.  
 Posts - L60-UG0-S - L61-UG1-S (Span # @) 3  
 Made by Schultz Checked by W.H. Date 11-7-38  
 Shop Rivets 1/4" See Note Shop Paint See Note  
 Open Holes 1/4" See Note Field Paint  
 CONTRACT 37237 SHEET No. 386



NOTE  
For General Notes, Material Spec. & Shop Paint See Sh #368

SHOP NOTE  
Tack Weld Loose Edges Of Covers

**THE R. C. MAHON COMPANY**  
DETROIT, MICHIGAN  
**STRUCTURAL STEEL DIVISION**

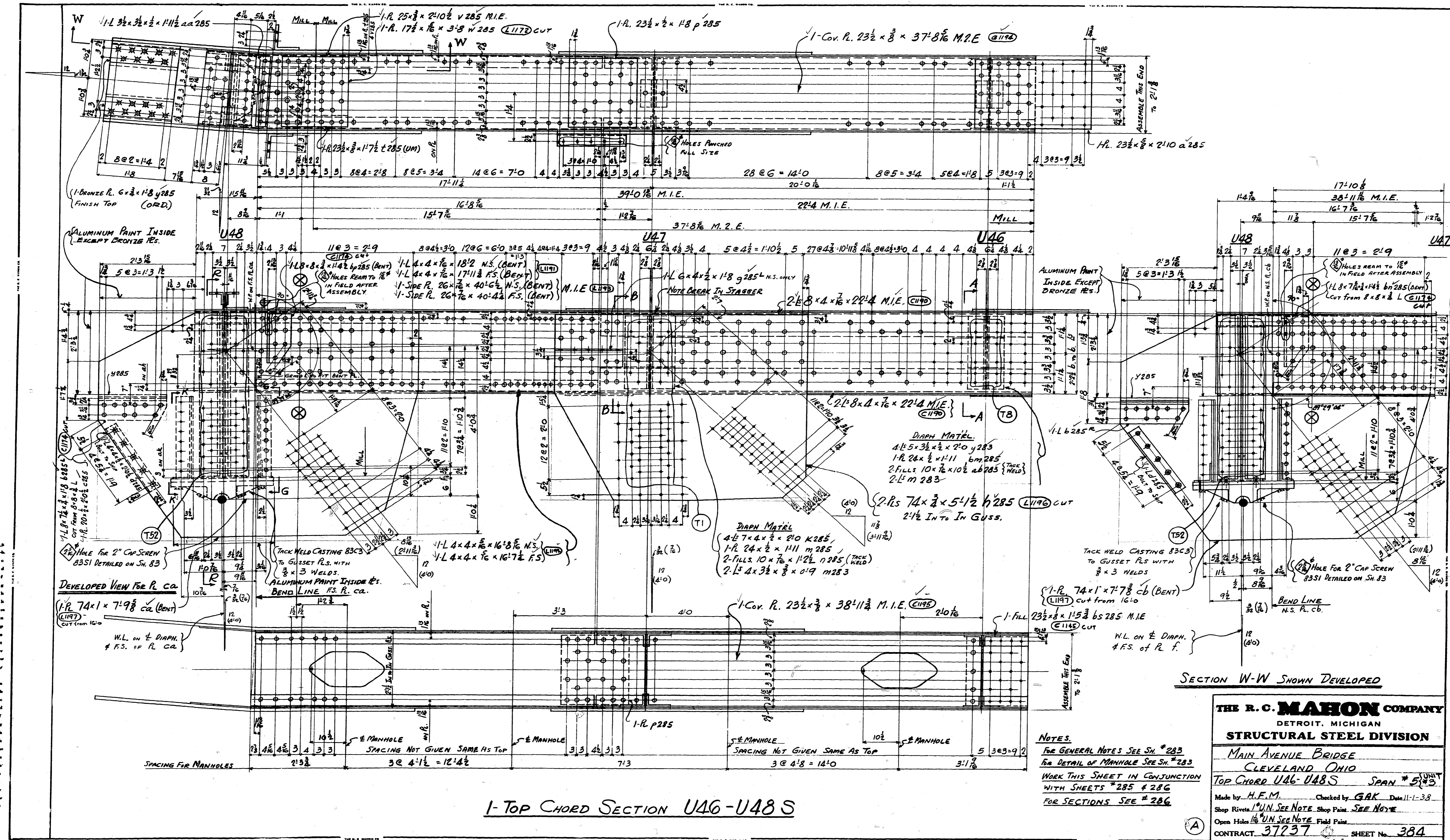
Main Avenue Bridge  
Cleveland, Ohio  
Post-L63-U63-S Span #6

Made by Schultz Checked by W.H. Date 11-5-38  
Shop ~~Rev~~ See Note Shop Paint See Note  
Open ~~Field~~ See Note Field Paint  
CONTRACT 37237 SHEET No. 385

LO158

LO142





**I-TOP CHORD SECTION U46-U48S**

**SECTION W-W SHOWN DEVELOPED**

**THE R. C. MAHON COMPANY**  
 DETROIT, MICHIGAN  
**STRUCTURAL STEEL DIVISION**  
 MAIN AVENUE BRIDGE  
 CLEVELAND OHIO  
 TOP CHORD U46-U48S SPAN # 5 UNIT  
 Made by H.F.M. Checked by GAK Date 11-1-38  
 Shop Rivets 1/4" UN. SEE NOTE Shop Paint SEE NOTE  
 Open Holes 1/8" UN. SEE NOTE Field Paint  
 CONTRACT 37237 SHEET No. 384

**NOTES:**  
 FOR GENERAL NOTES SEE SH. #283  
 FOR DETAIL OF MANHOLE SEE SH. #283  
 WORK THIS SHEET IN CONJUNCTION  
 WITH SHEETS #285 & 286  
 FOR SECTIONS SEE #286

LO103

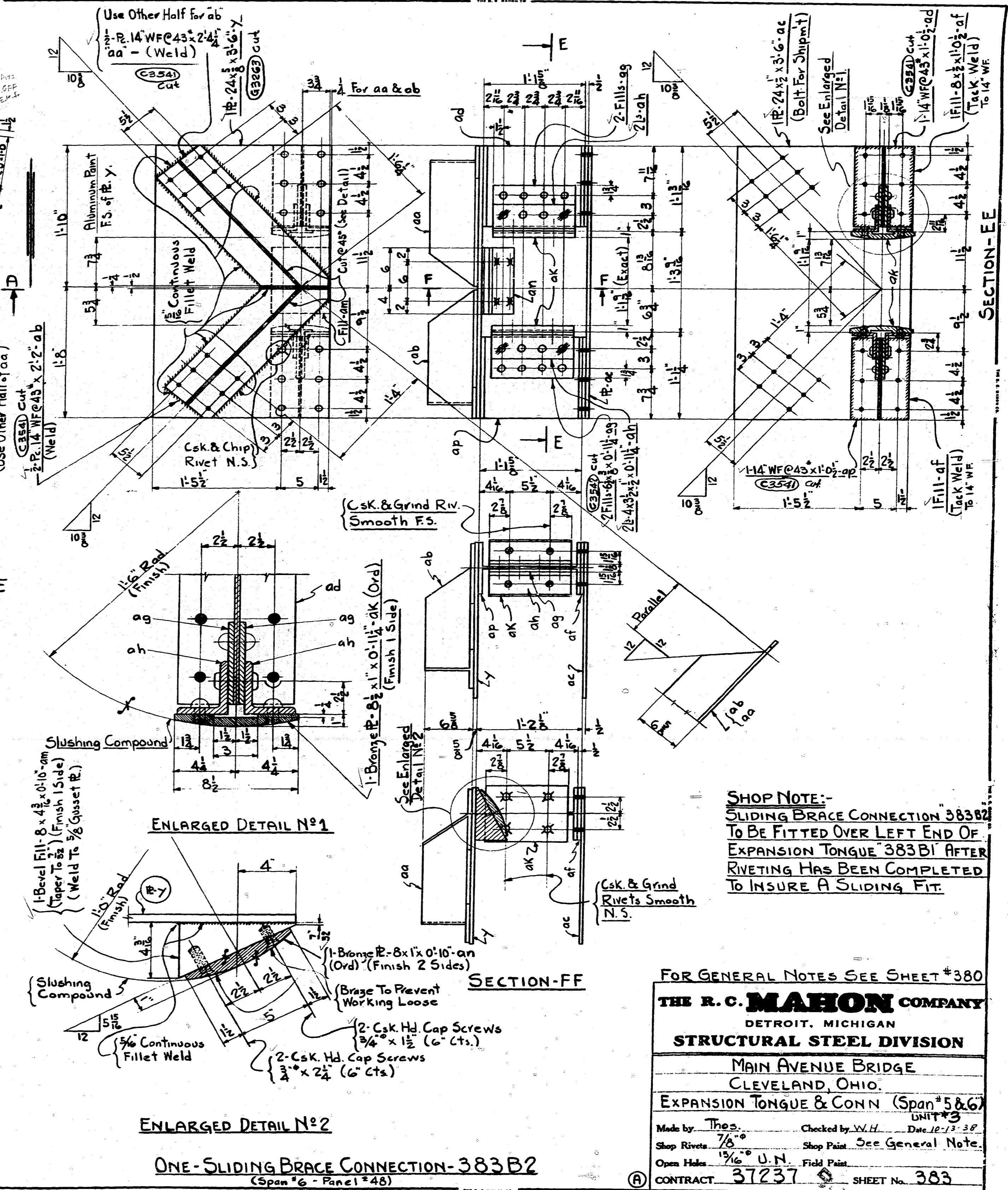
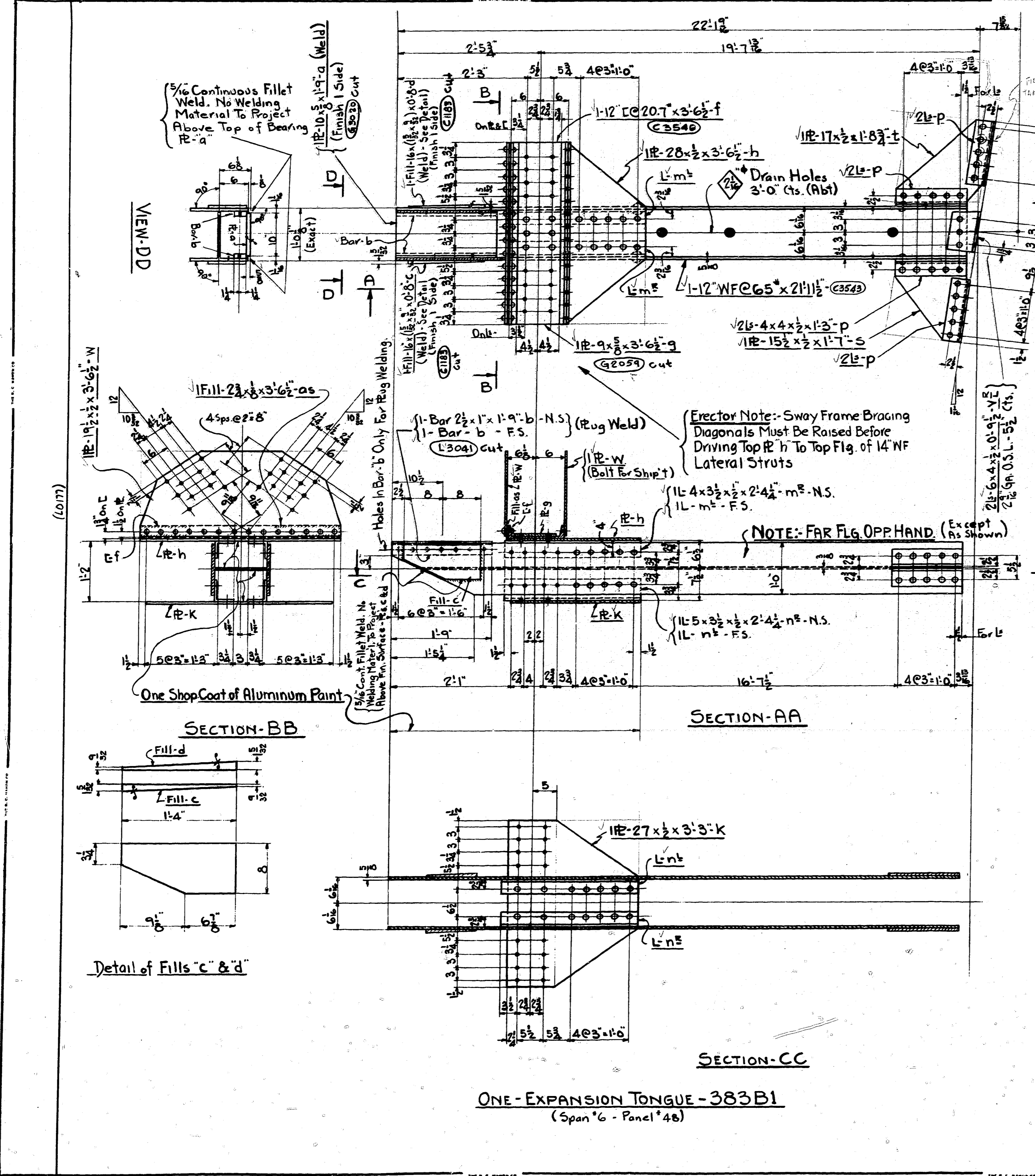
LO227 LO101

LO101

(L0174)

(L0181) (L0175)

(L0174)



VIEW-DD

5/16 Continuous Fillet Weld. No Welding Material To Project Above Top of Bearing R<sub>1</sub>-a

1/2" x 3/8" x 1'-9" (Weld) (Finish 1 Side) (G3323) cut

Erector Note: Sway Frame Bracing Diagonals Must Be Raised Before Driving Top R<sub>1</sub> h To Top Flg. of 14 WF Lateral Struts

NOTE: FAR FLG. OPP. HAND (As Shown)

SECTION-BB

SECTION-AA

SECTION-CC

ONE - EXPANSION TONGUE - 383B1  
(Span #6 - Panel #48)

ENLARGED DETAIL N°1

ENLARGED DETAIL N°2

ONE - SLIDING BRACE CONNECTION - 383B2  
(Span #6 - Panel #48)

SECTION-EE

SECTION-FF

SHOP NOTE:  
SLIDING BRACE CONNECTION 383B2 TO BE FITTED OVER LEFT END OF EXPANSION TONGUE 383B1 AFTER RIVETING HAS BEEN COMPLETED TO INSURE A SLIDING FIT.

FOR GENERAL NOTES SEE SHEET #380

**THE R. C. MAHON COMPANY**  
DETROIT, MICHIGAN  
**STRUCTURAL STEEL DIVISION**

MAIN AVENUE BRIDGE  
CLEVELAND, OHIO.

EXPANSION TONGUE & CONN (Span #5 & 6)  
UNIT #3

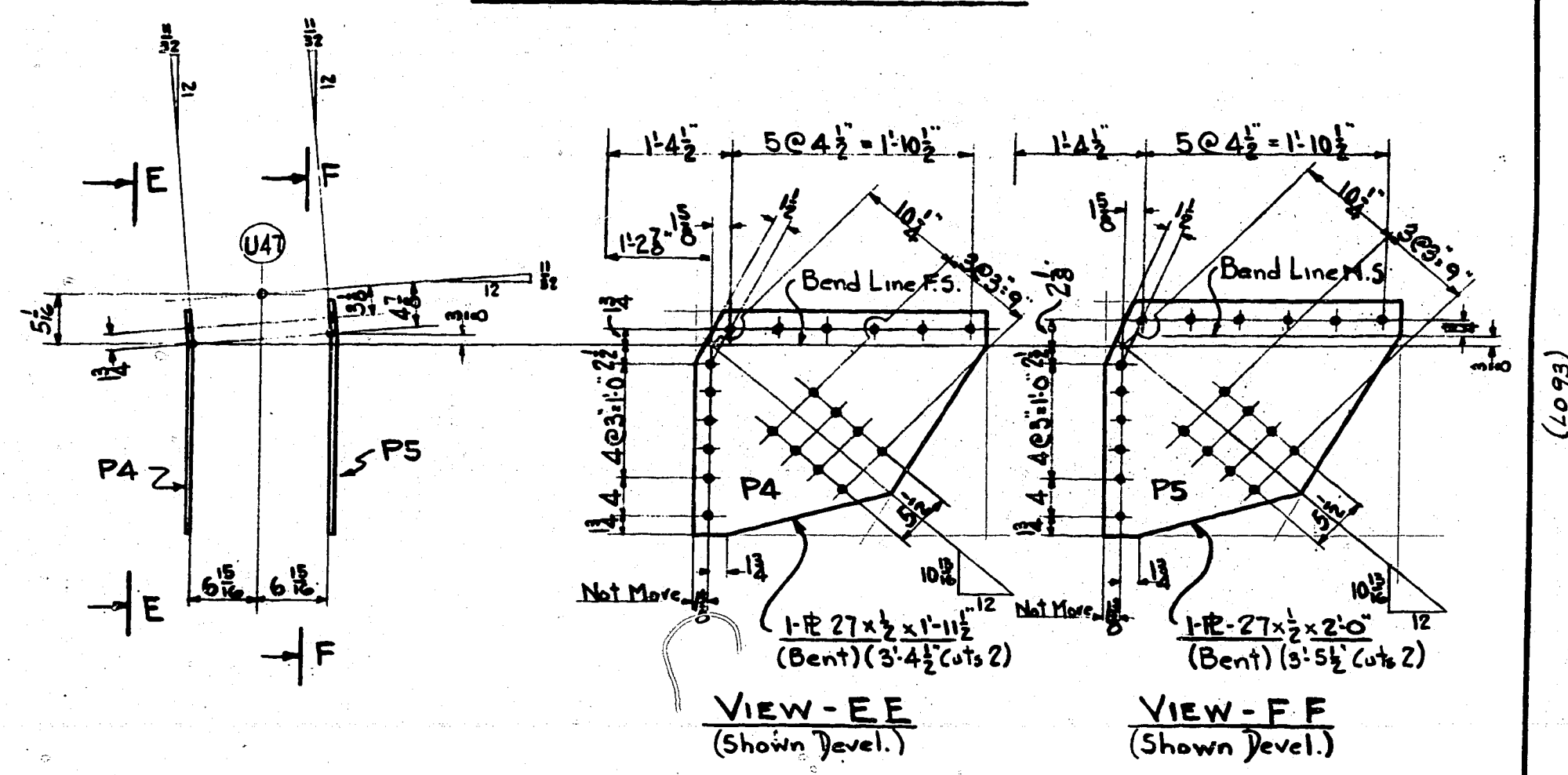
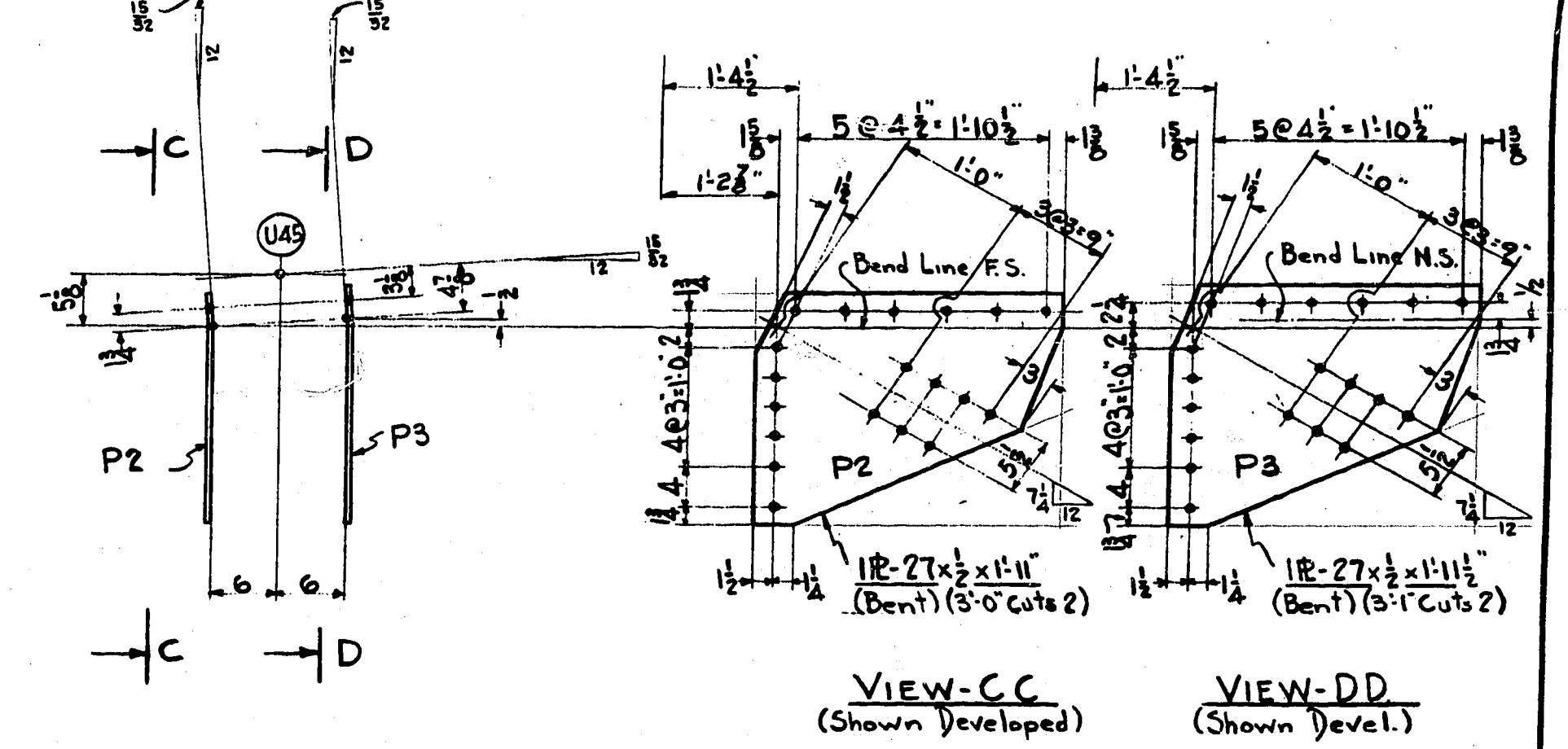
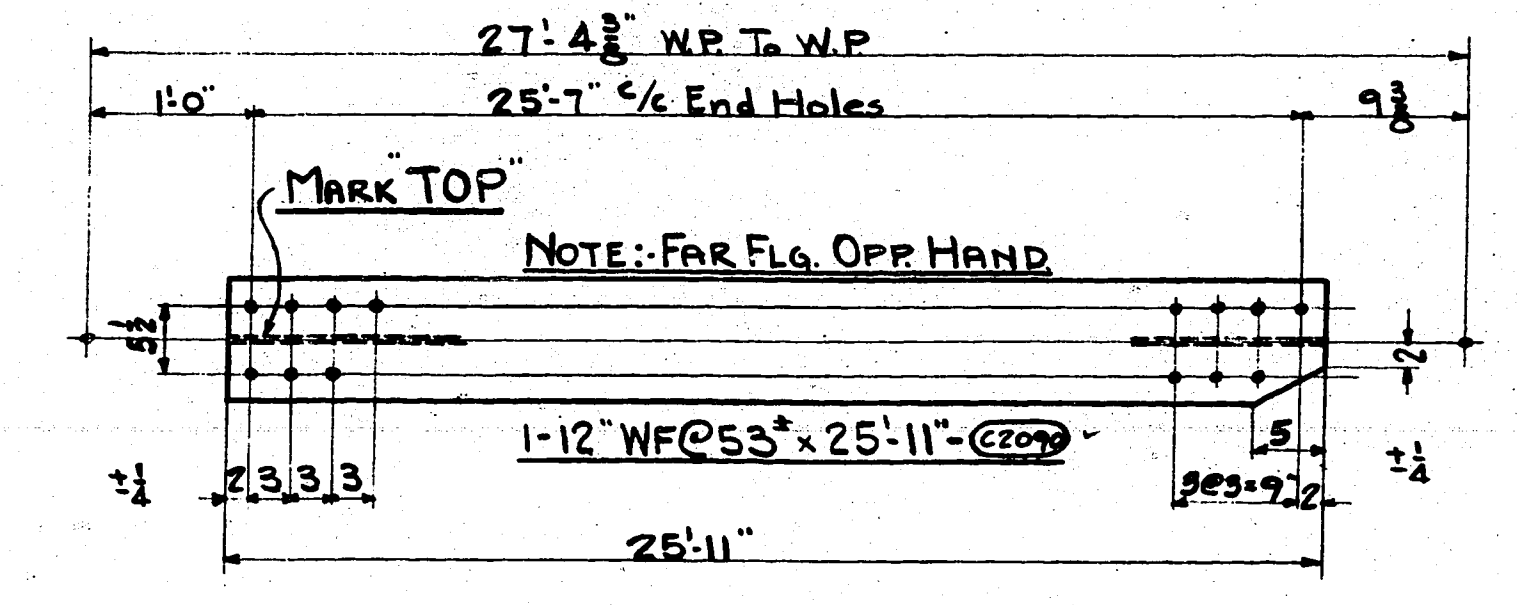
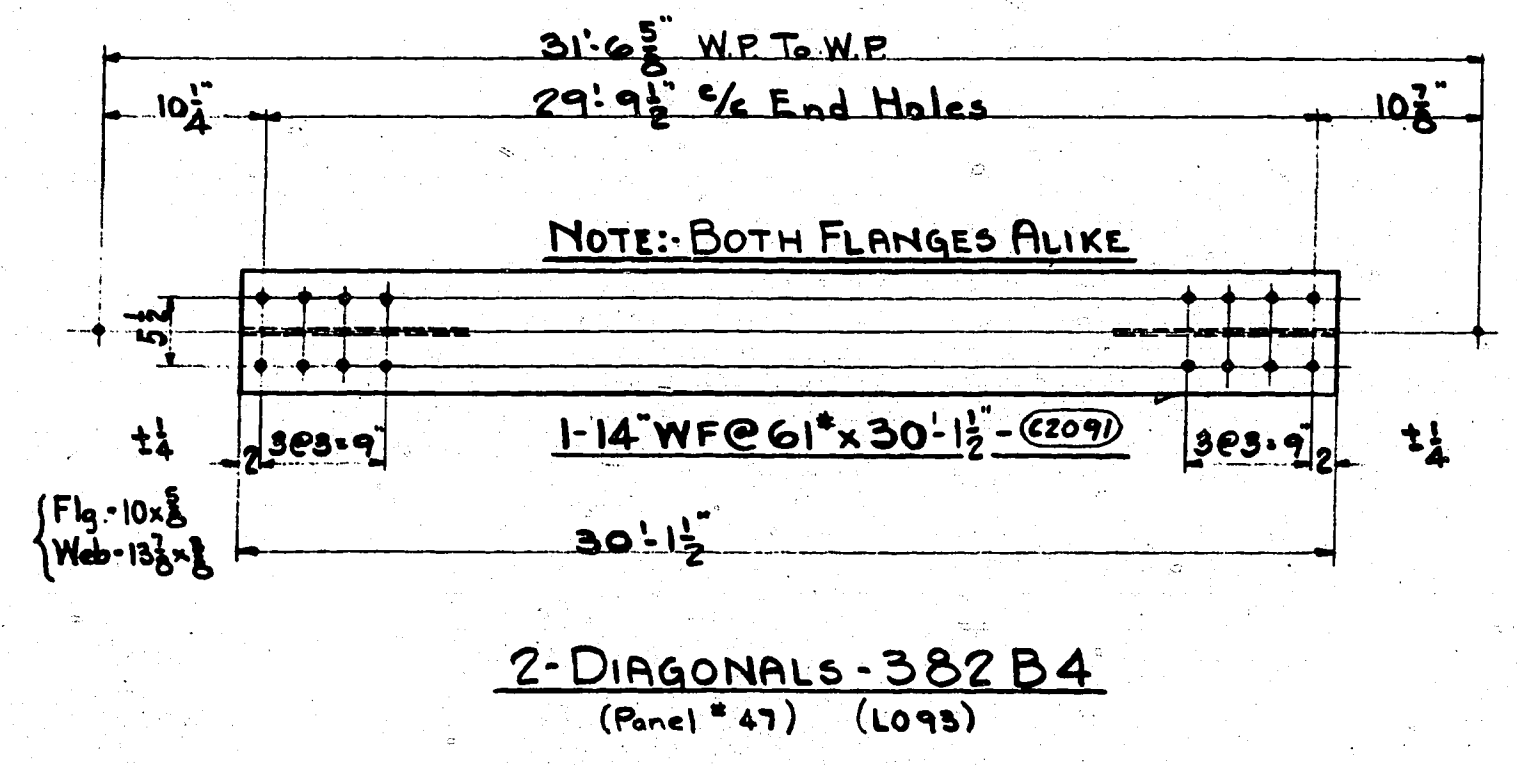
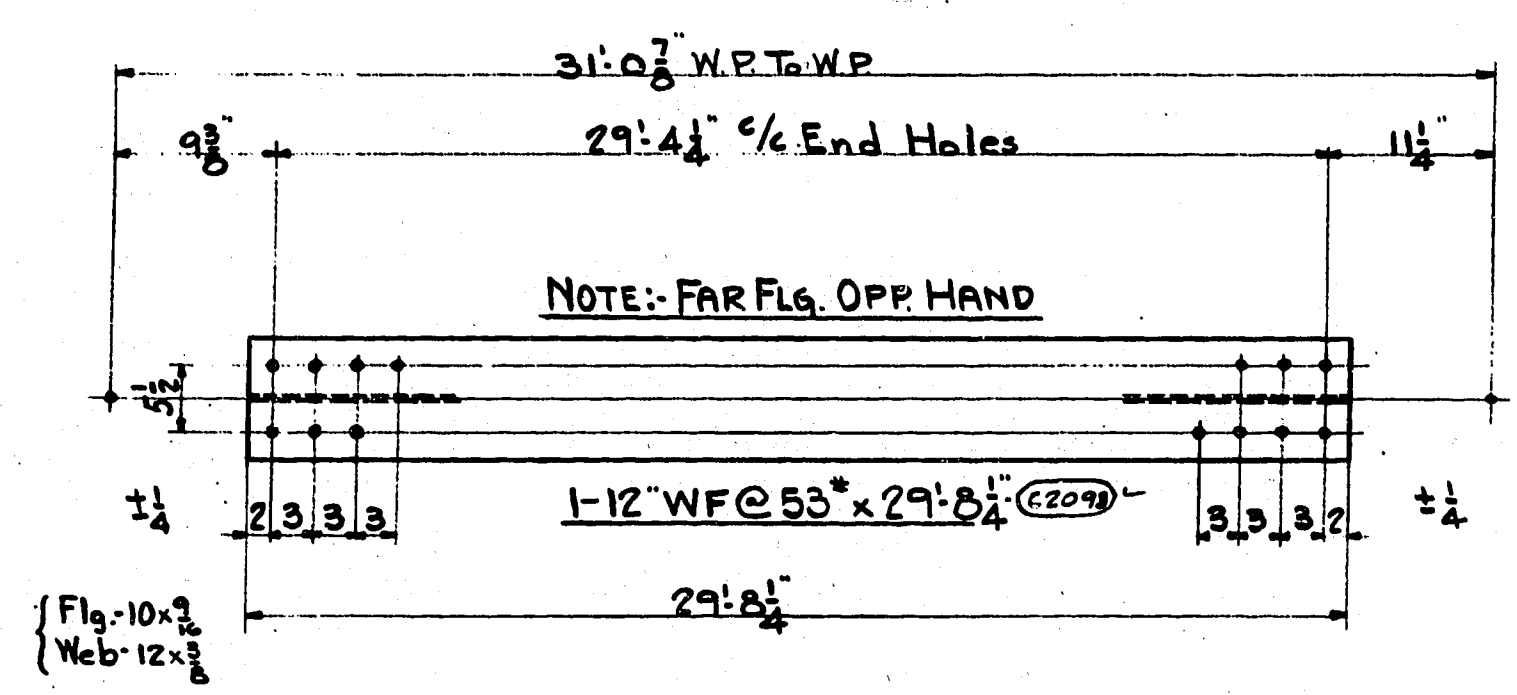
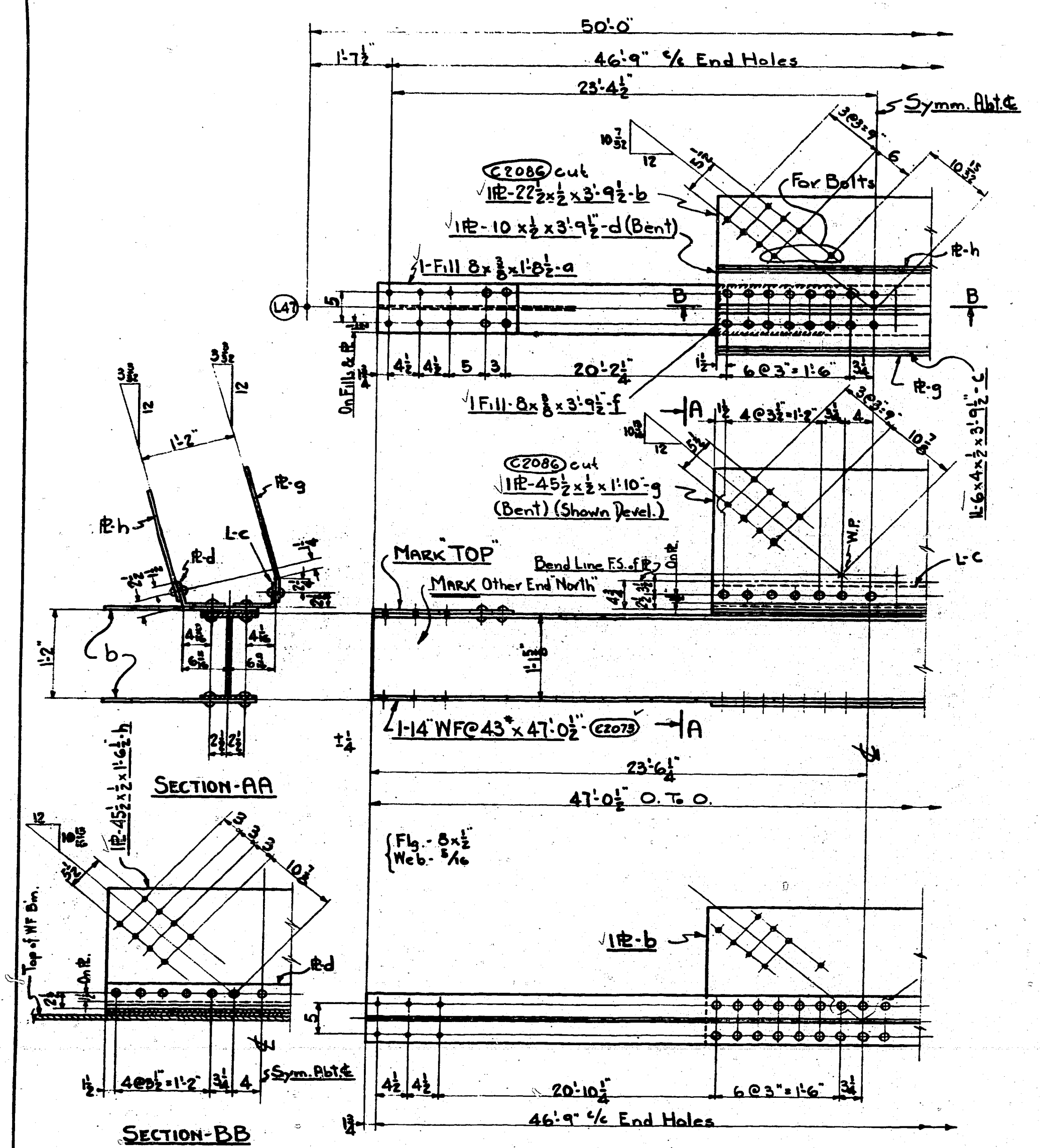
Made by: *Thos.* Checked by: *W.H.* Date: *10/13/38*  
Shop Rivets: *7/8"* Shop Paint: *See General Note.*  
Open Holes: *3/16"* U.N. Field Paint

CONTRACT 37237 SHEET No. 383

(L0108-L0109)

(L093-L099)

(L093)



FOR GENERAL NOTES SEE SHEET #380

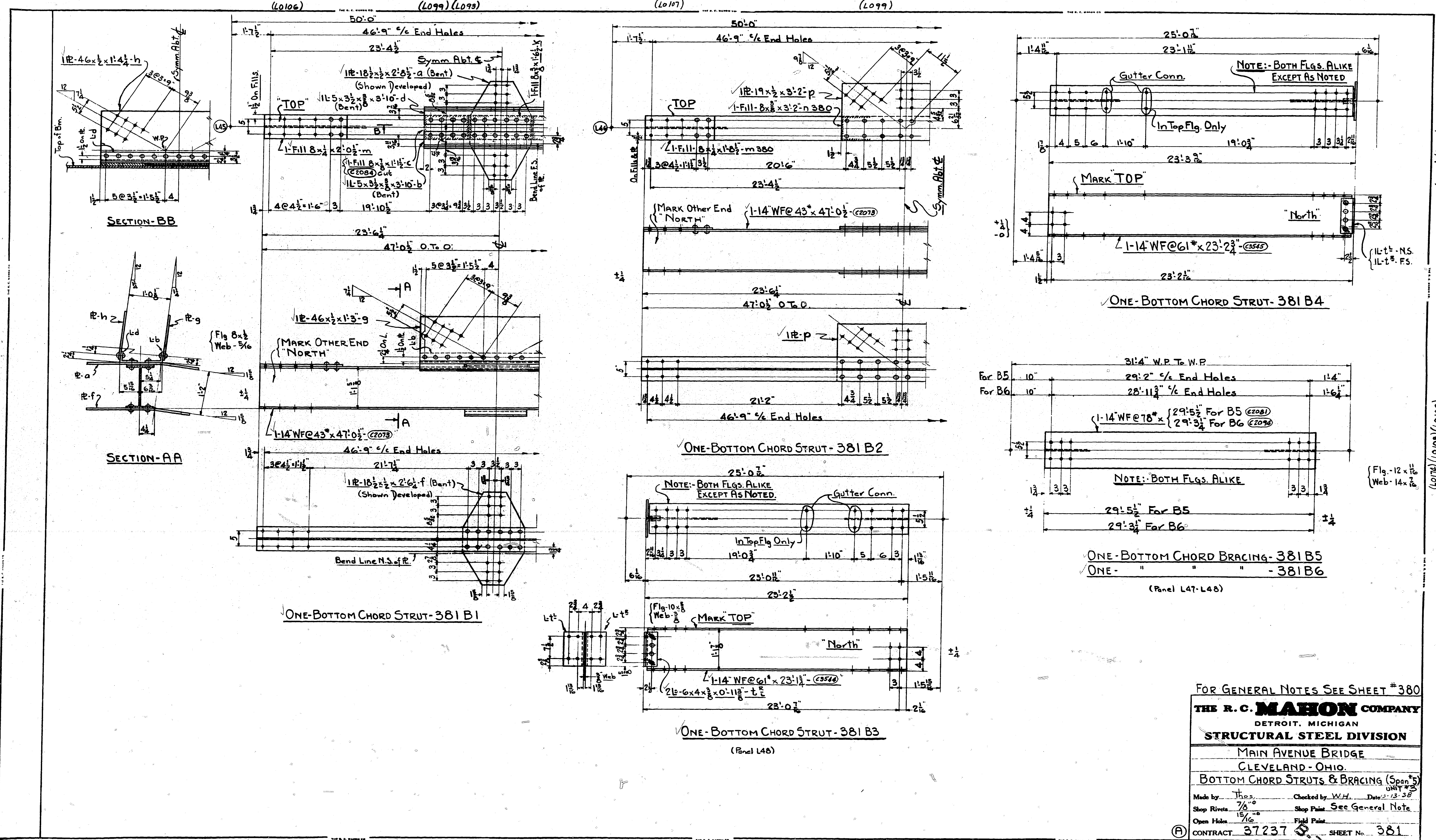
**THE R. C. MAHON COMPANY**  
DETROIT, MICHIGAN  
STRUCTURAL STEEL DIVISION

MAIN AVENUE BRIDGE  
CLEVELAND, OHIO.

BOTTOM CHORD STRUTS-SWAY BRACING-GUSSET PLATES (SP-1)

Made by Thos. Checked by W.H. Date 12-13-38  
Shop Rivets 7/16" Shop Paint See Gen. Note.  
Open Holes 1 1/16" Field Paint

CONTRACT 37237 SHEET No. 382



(L0106) (L0107) (L0108) (L0109) (L0110) (L0174)

FOR GENERAL NOTES SEE SHEET #380

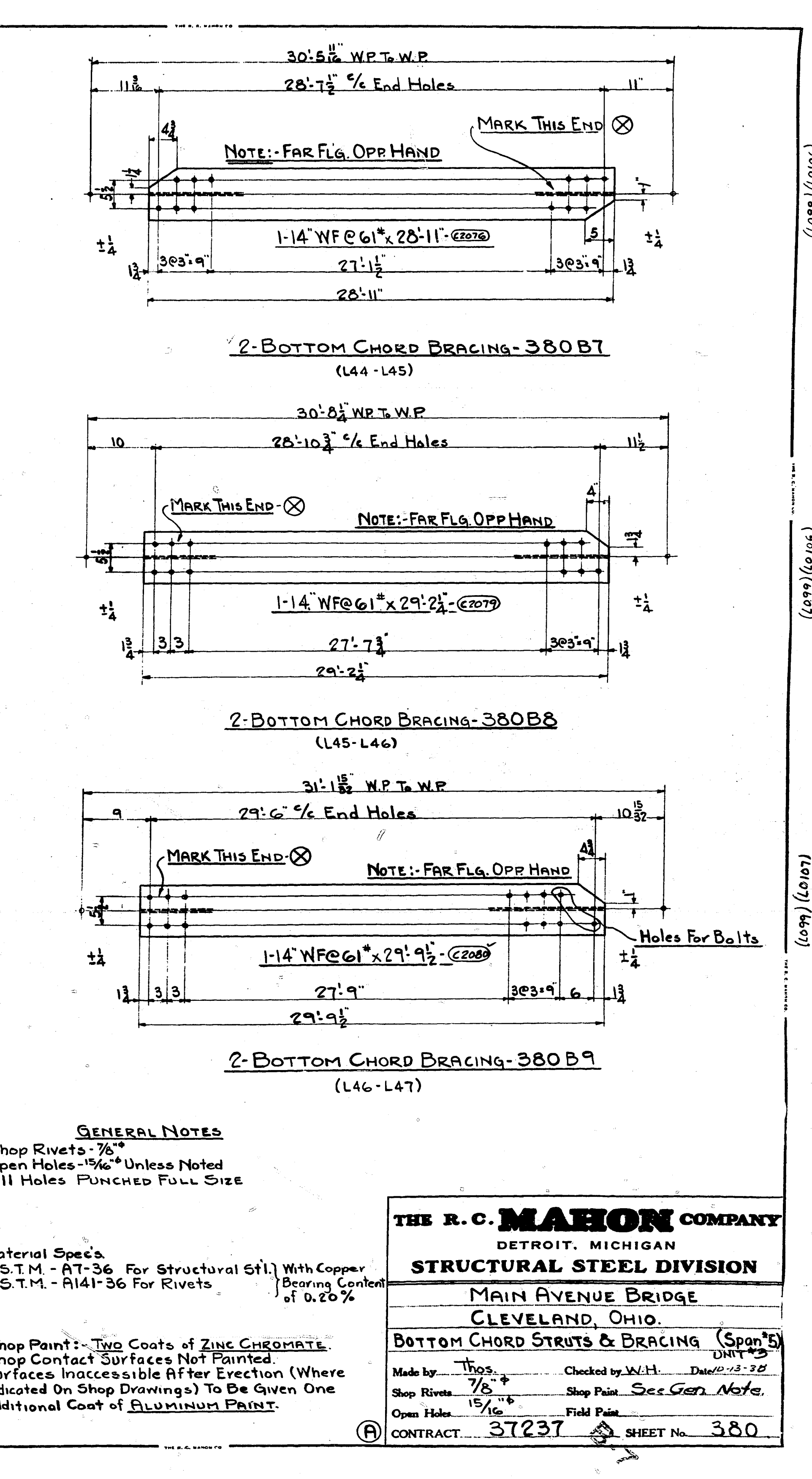
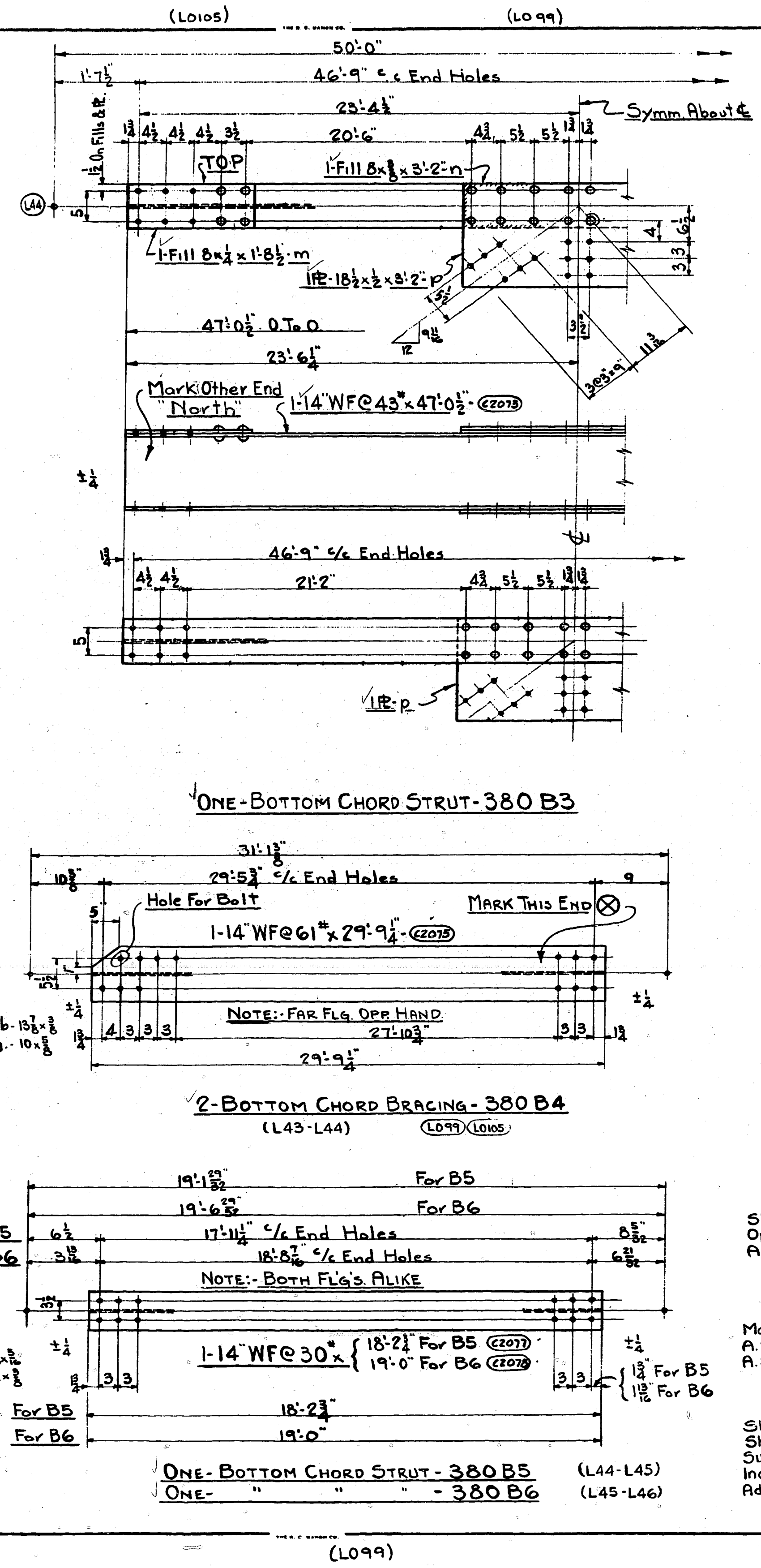
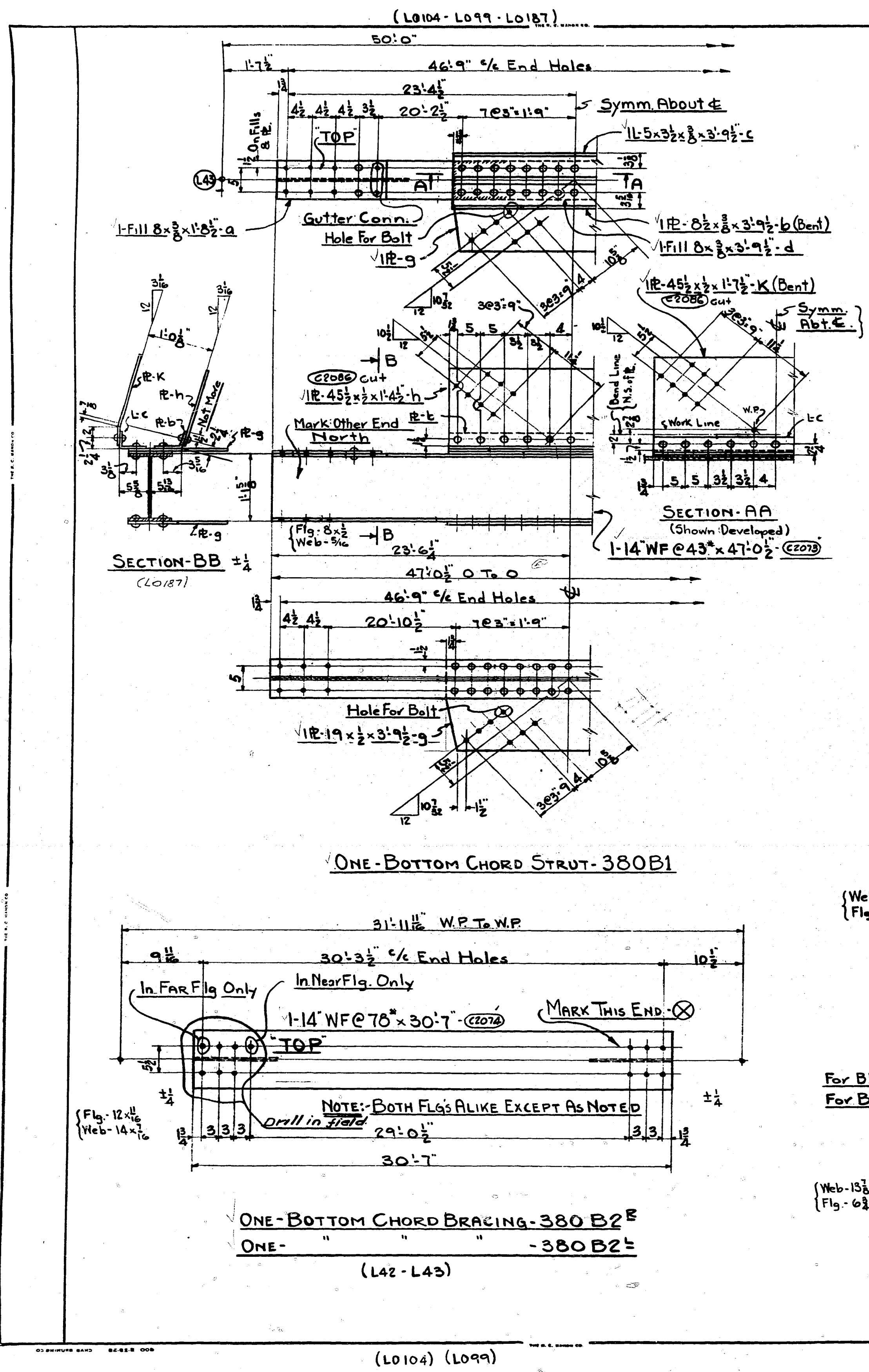
**THE R. C. MAHON COMPANY**  
 DETROIT, MICHIGAN  
**STRUCTURAL STEEL DIVISION**

MAIN AVENUE BRIDGE  
 CLEVELAND - OHIO

BOTTOM CHORD STRUTS & BRACING (Span 5)  
 UNIT #3

Made by Thos. Checked by W.H. Date 2-13-38  
 Shop Rivets 7/8" Shop Paint See General Note  
 Open Holes 1 1/16" Field Paint

CONTRACT 37237 SHEET No. 381



**GENERAL NOTES**  
 Shop Rivets - 7/8"  
 Open Holes - 15/16" Unless Noted  
 All Holes PUNCHED FULL SIZE

Material Specs.  
 A.S.T.M. - A7-36 For Structural Stl. With Copper  
 A.S.T.M. - A141-36 For Rivets } Bearing Content of 0.20%

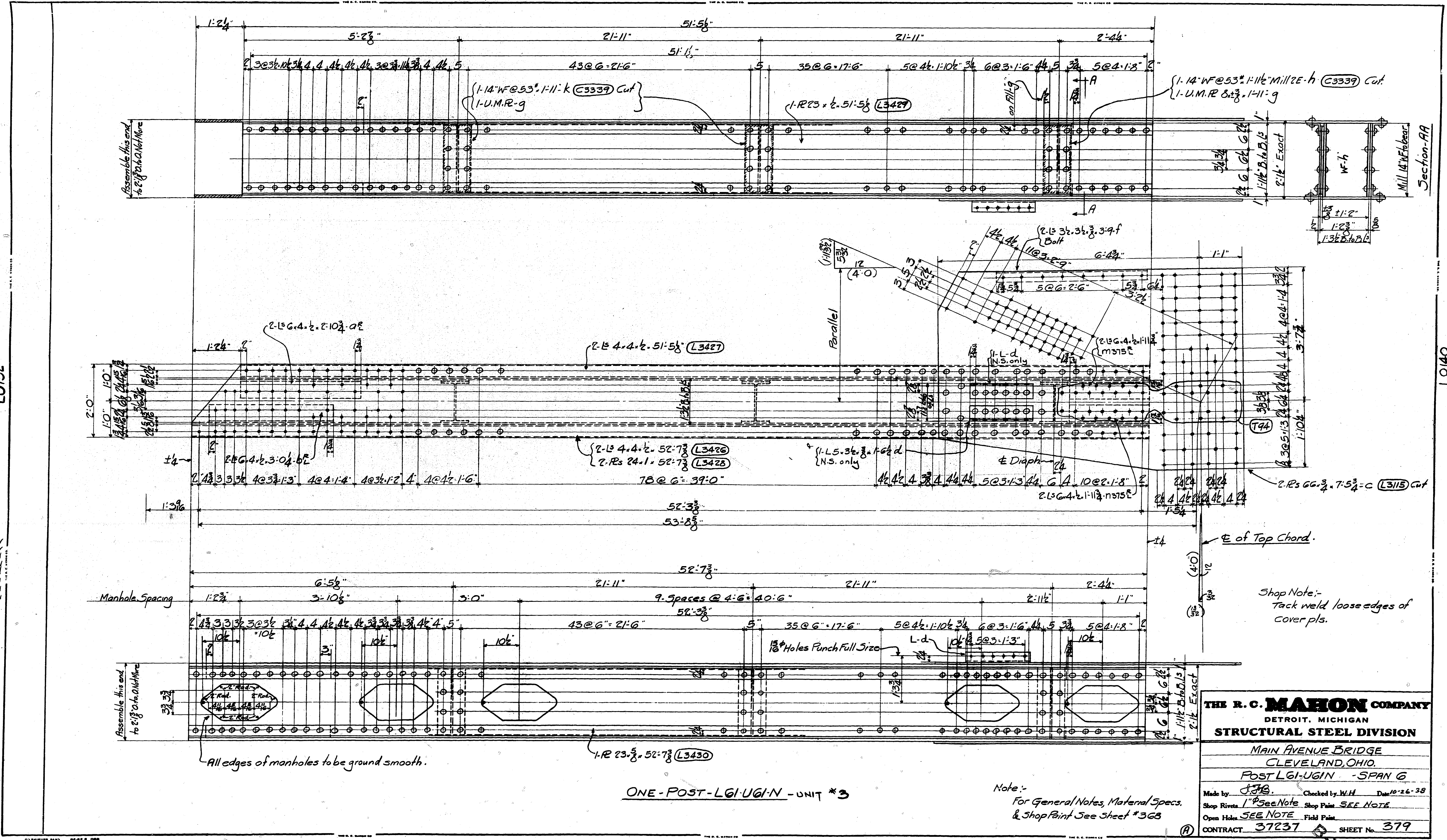
Shop Paint - Two Coats of ZINC CHROMATE  
 Shop Contact Surfaces Not Painted  
 Surfaces Inaccessible After Erection (Where Indicated On Shop Drawings) To Be Given One Additional Coat of ALUMINUM PAINT.

**THE R. C. MAHON COMPANY**  
 DETROIT, MICHIGAN  
**STRUCTURAL STEEL DIVISION**  
 MAIN AVENUE BRIDGE  
 CLEVELAND, OHIO.  
**BOTTOM CHORD STRUTS & BRACING (Span 5)**  
 UNIT # 3  
 Made by: Thos.      Checked by: W.H.      Date: 12-13-20  
 Shop Rivets: 7/8"      Shop Paint: See Gen. Note.  
 Open Holes: 15/16"      Field Paint:  
 CONTRACT: 37237      SHEET No. 380

(L099) (L0104) (L0105) (L0107)

L0132

L0140



ONE-POST-LGI-UGI-N-UNIT \*3

Note: For General Notes, Material Specs. & Shop Print See Sheet #368

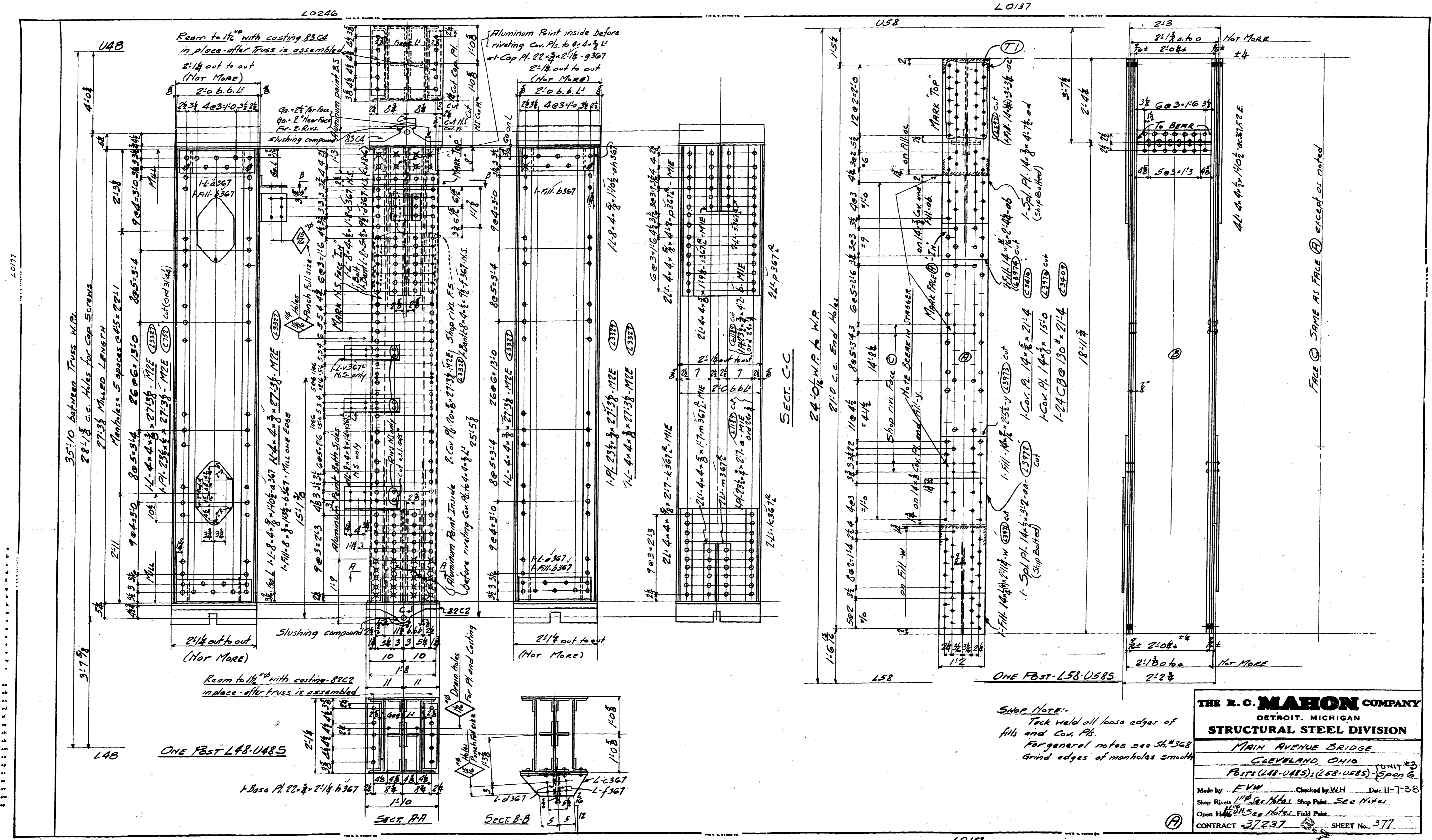
**THE R. C. MAHON COMPANY**  
 DETROIT, MICHIGAN  
**STRUCTURAL STEEL DIVISION**

MAIN AVENUE BRIDGE  
 CLEVELAND, OHIO  
 POST LGI-UGI-N - SPAN G

Made by *JTB* Checked by *W.H.* Date *10-26-38*  
 Shop Rivets *1"* See Note Shop Paint *SEE NOTE*  
 Open Holes *SEE NOTE* Field Paint  
 CONTRACT *37237* SHEET No *379*



L0177



L0246

L0137

L0246

L0153

**SHOP NOTE:**  
 Tack weld all loose edges of  
 fills and cov. Pts.  
 For general notes see Sh. #368  
 Grind edges of manholes smooth

<b>THE R. C. MAHON COMPANY</b>		
DETROIT, MICHIGAN		
<b>STRUCTURAL STEEL DIVISION</b>		
MAIN AVENUE BRIDGE		
CLEVELAND OHIO		
POSTS (L48-U48S); (L58-U58S)		UNIT #3
		Span 6
Made by	Checked by	Date
F.V.W.	W.H.	11-7-38
Shop Rivets	Shop Paint	See Notes
Open Holes	Field Paint	See Notes
CONTRACT	SHEET No.	
37237	377	

FACE © SAME AS FACE ⓐ EXCEPT AS NOTED

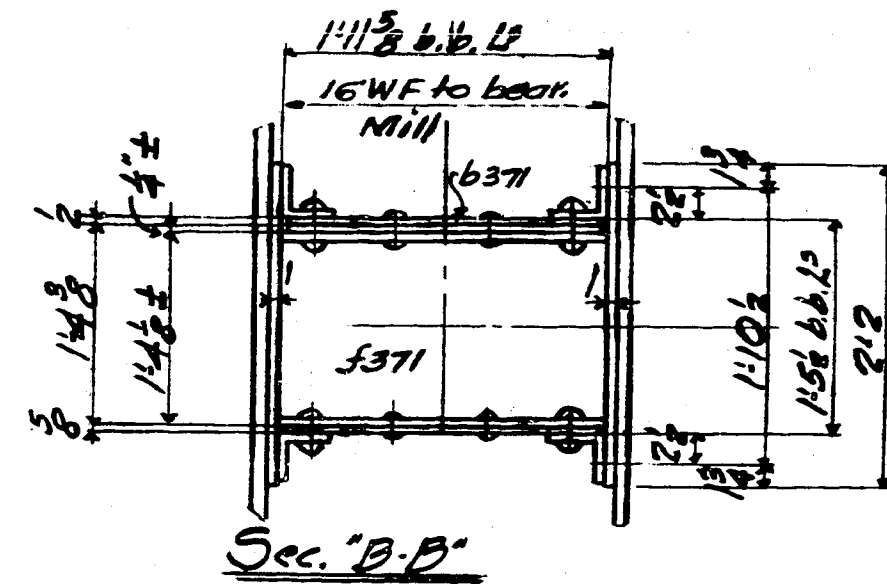
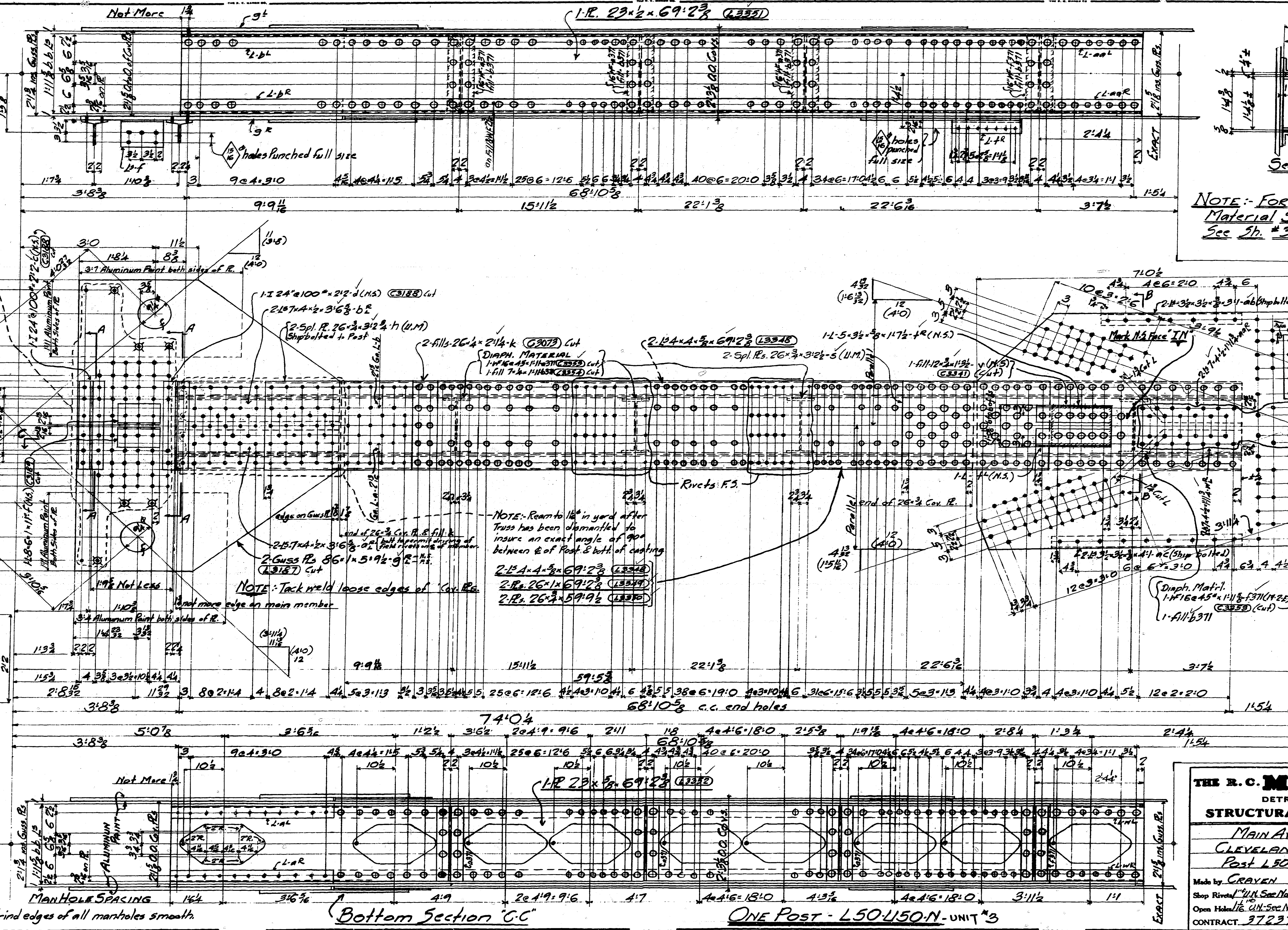
ALL 4x4x1/4oz. GALVANIZED



NOTE TO SHOP: - 5/16" punch these holes in  
 screen to 1/2" (1/4" dia) with spacers.  
 Assemble to ceiling in shop.  
 Shop rivet 1/2" dia. 5/16" dia. 1/4" dia. 1/8" dia.  
 casing after reaming in shop.  
 Rivet 2 1/2" dia. 1/2" dia. to ceiling after assembly.  
 Rivet 2 1/2" dia. 1/2" dia. to ceiling after assembly.  
 Rivet 2 1/2" dia. 1/2" dia. to ceiling after assembly.

NOTE TO SHOP: - Grind edges of all manholes smooth.

NOTE TO SHOP: - 5/16" punch these holes in  
 screen to 1/2" (1/4" dia) with spacers.  
 Assemble to ceiling in shop.  
 Shop rivet 1/2" dia. 5/16" dia. 1/4" dia. 1/8" dia.  
 casing after reaming in shop.  
 Rivet 2 1/2" dia. 1/2" dia. to ceiling after assembly.  
 Rivet 2 1/2" dia. 1/2" dia. to ceiling after assembly.  
 Rivet 2 1/2" dia. 1/2" dia. to ceiling after assembly.




NOTE: - For General Notes,  
 Material Specs., & Shop Paint  
 See Sh. # 368

**THE R. C. MAHON COMPANY**  
 DETROIT, MICHIGAN  
**STRUCTURAL STEEL DIVISION**  
 MAIN AVE BRIDGE  
 CLEVELAND, OHIO.  
 Post L50-U50-N SPAN #6

Made by **CRAYEN** Checked by **V.H.** Date 10-26-38  
 Shop Rivet 1/2" dia. See Notes Shop Paint See Notes  
 Open Holes 1/2" dia. See Notes Field Paint  
 CONTRACT 37237 SHEET No. 376

LO134

LO142



ONE-POST-L63-UG3N - UNIT \*3

Note:-  
For General Notes, Material Specs.  
& Shop Point See Sheet # 368

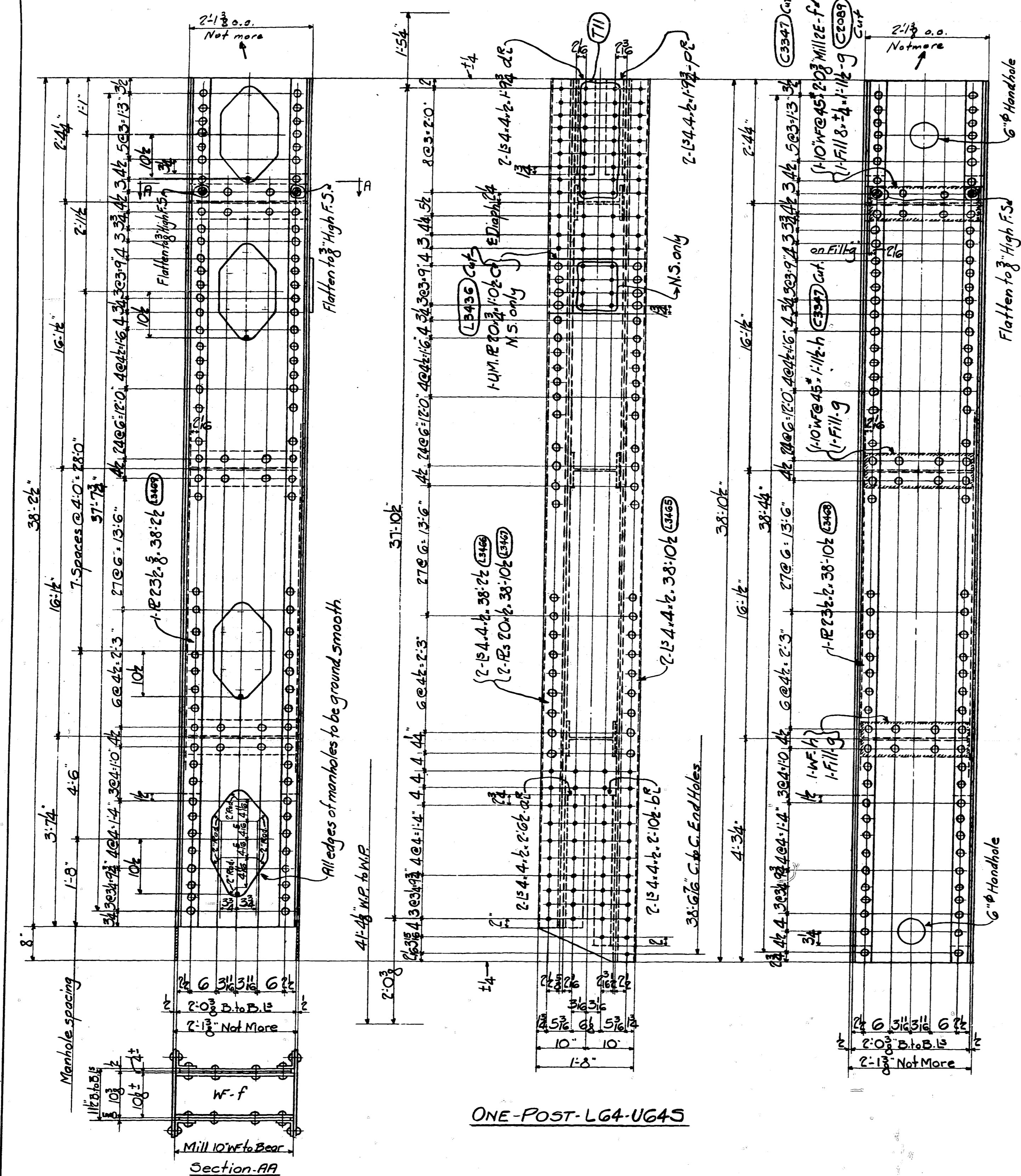
**THE R. C. MAHON COMPANY**  
 DETROIT, MICHIGAN  
**STRUCTURAL STEEL DIVISION**  
 MAIN AVENUE BRIDGE  
 CLEVELAND, OHIO.  
 POST L63-UG3N - SPANG

Made by: JTB Checked by: W.H. Date: 10-26-38  
 Shop Rivets: 1" SEE NOTE Shop Paint: SEE NOTE  
 Open Holes: SEE NOTE Field Paint: SEE NOTE

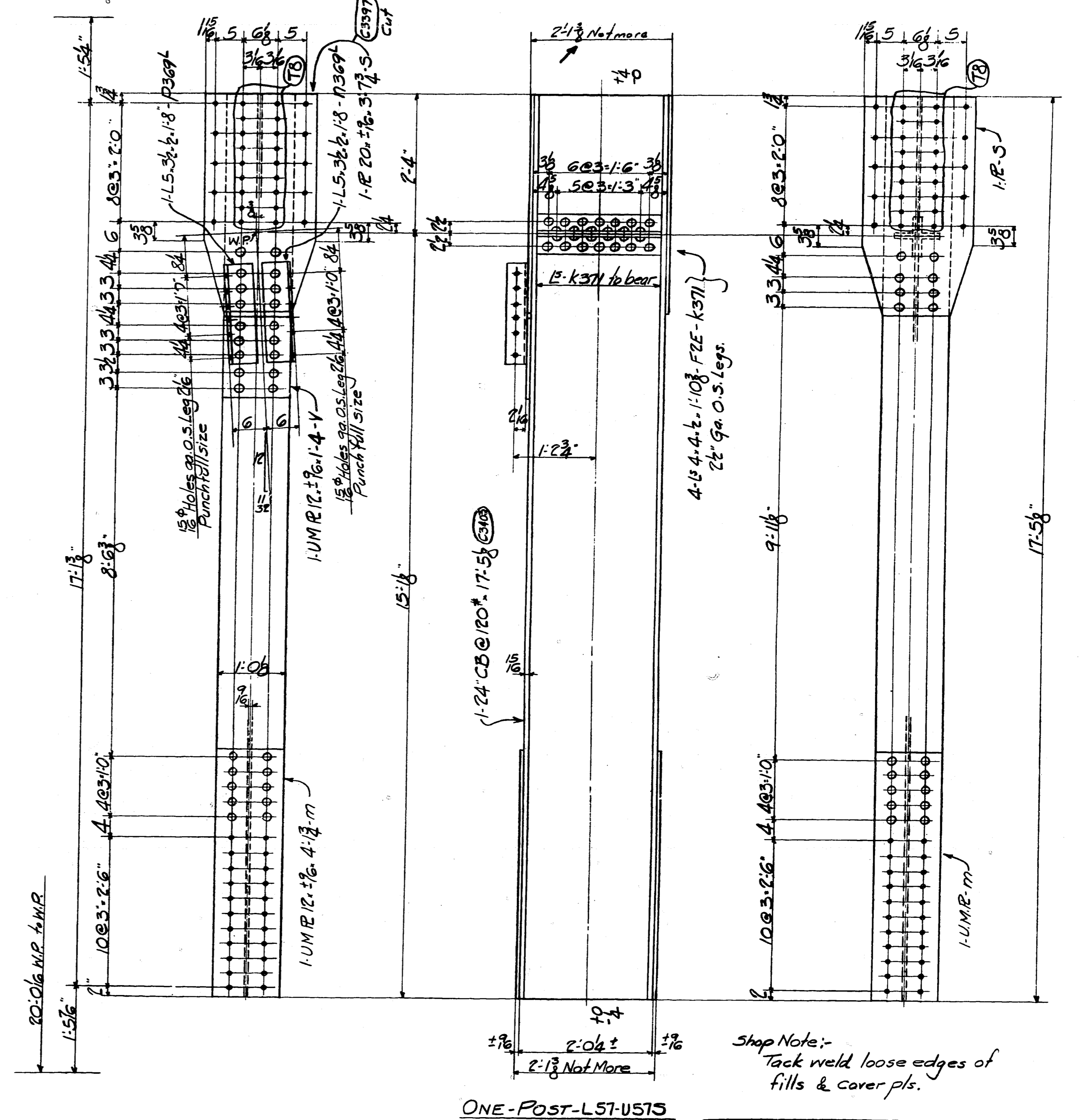
CONTRACT 37237 SHEET No. 375

Shop Note:-  
Tack weld loose edges of  
cover R's.





ONE-POST-LG4-UG45



ONE-POST-L57-U575

Note:  
For general notes, material specs.  
& Shop Paint See Sheet # 36B

Shop Note:-  
Tack weld loose edges of  
fills & cover pls.

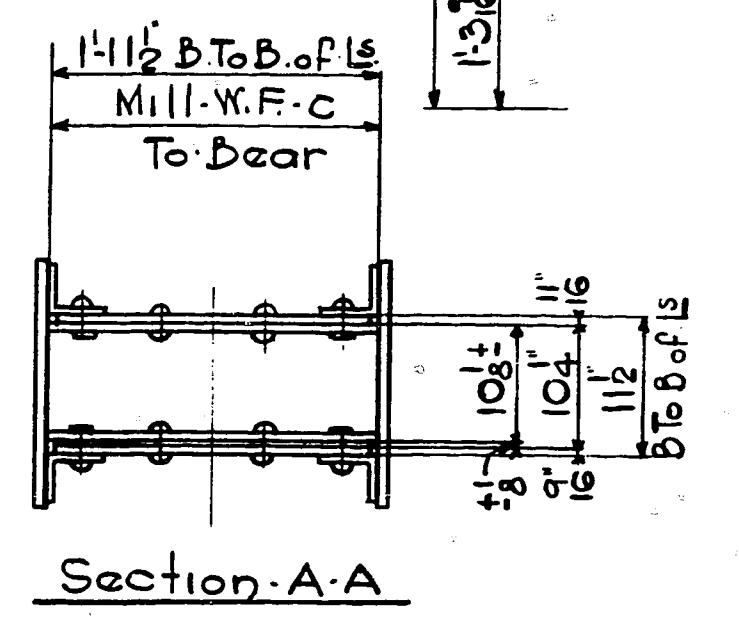
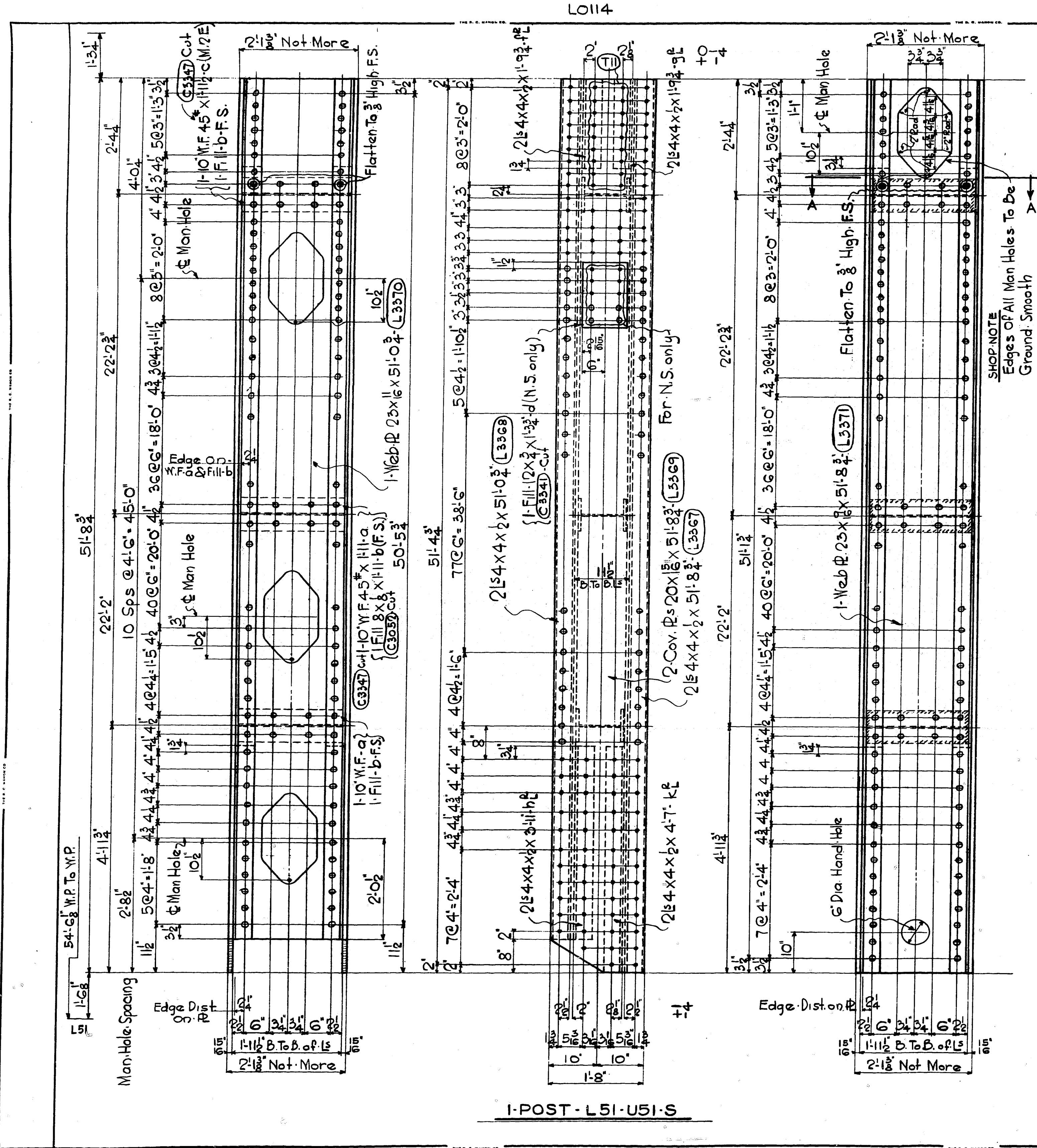
**THE R. C. MAHON COMPANY**  
DETROIT, MICHIGAN  
**STRUCTURAL STEEL DIVISION**

MAIN AVENUE BRIDGE  
CLEVELAND, OHIO.

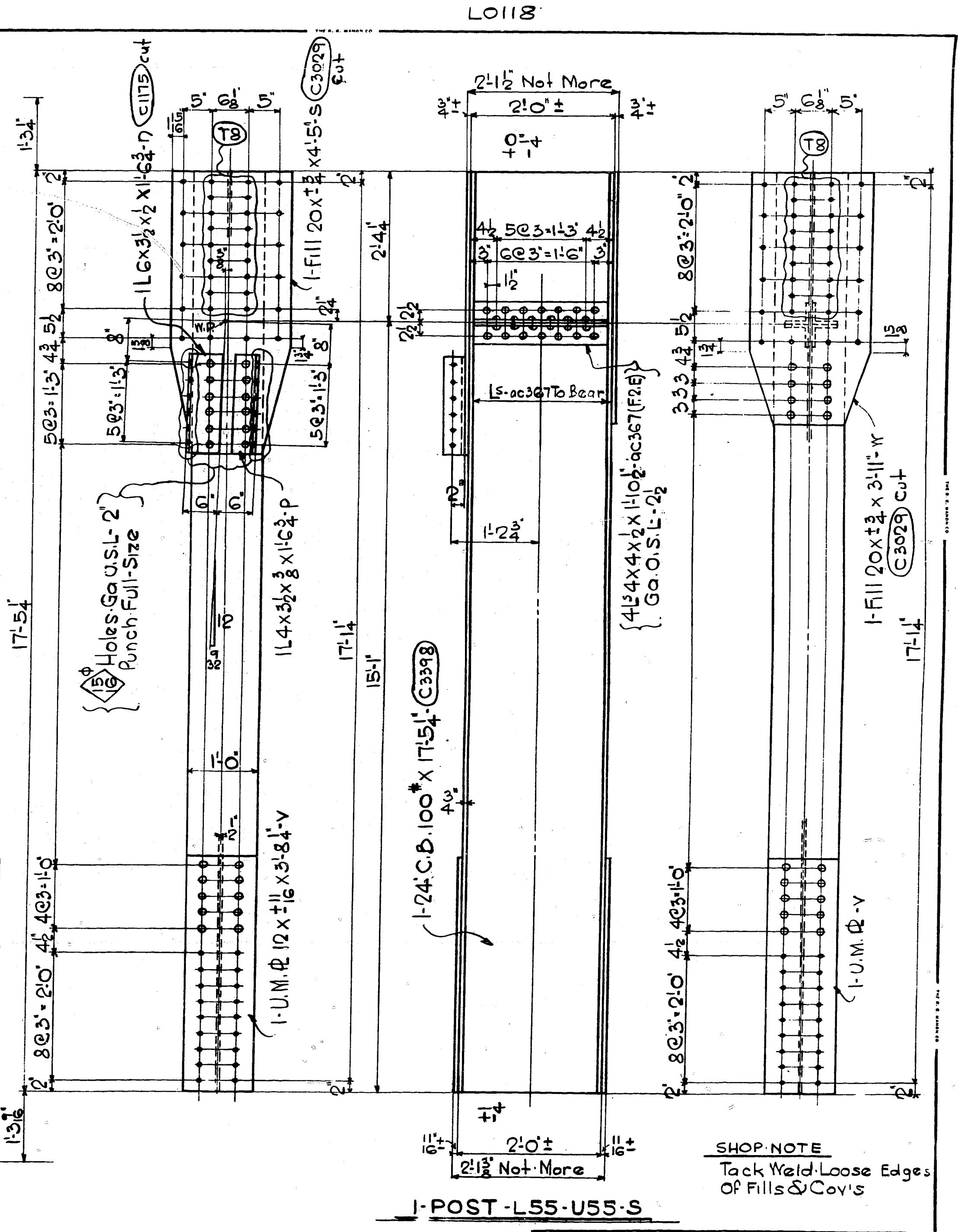
POSTS LG4-UG45 & L57-U575 SPAN 6  
UNIT #3

Made by: *[Signature]* Checked by: *[Signature]* Date: 7-28  
Shop Rivets: 1-φ SEE Shop Paint: SEE NOTE  
Open Holes: (HOUN) NOTE Field Paint

CONTRACT 37237 SHEET No. 373



Section A-A



NOTE  
For General Notes, Material Spec. & Shop Paint See Sh. # 368

**THE R. C. MAHON COMPANY**  
DETROIT, MICHIGAN  
**STRUCTURAL STEEL DIVISION**

Main Avenue Bridge  
Cleveland, Ohio

Posts: L51-U51-S & L55-U55-S Span #6

Made by: Schultz Checked by: [Signature] Date: 11-5-38

Shop Rivets: 1" See Note Shop Paint: See Note

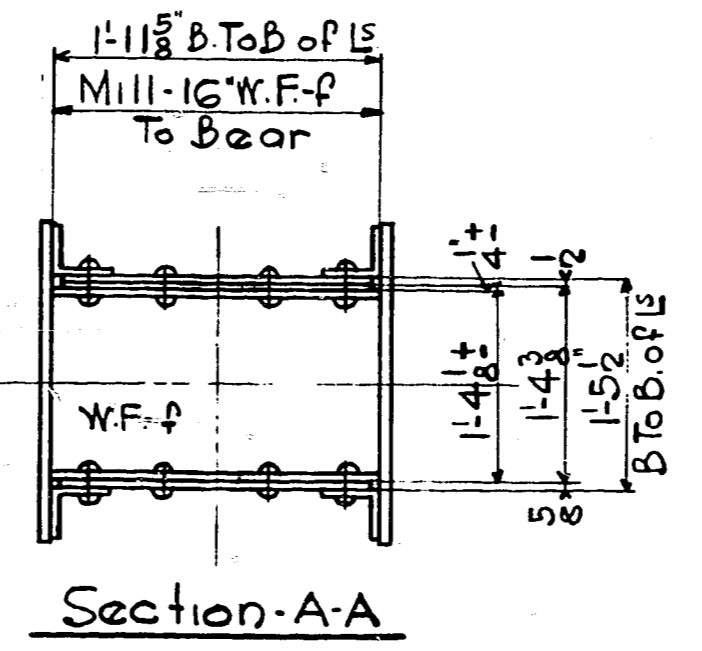
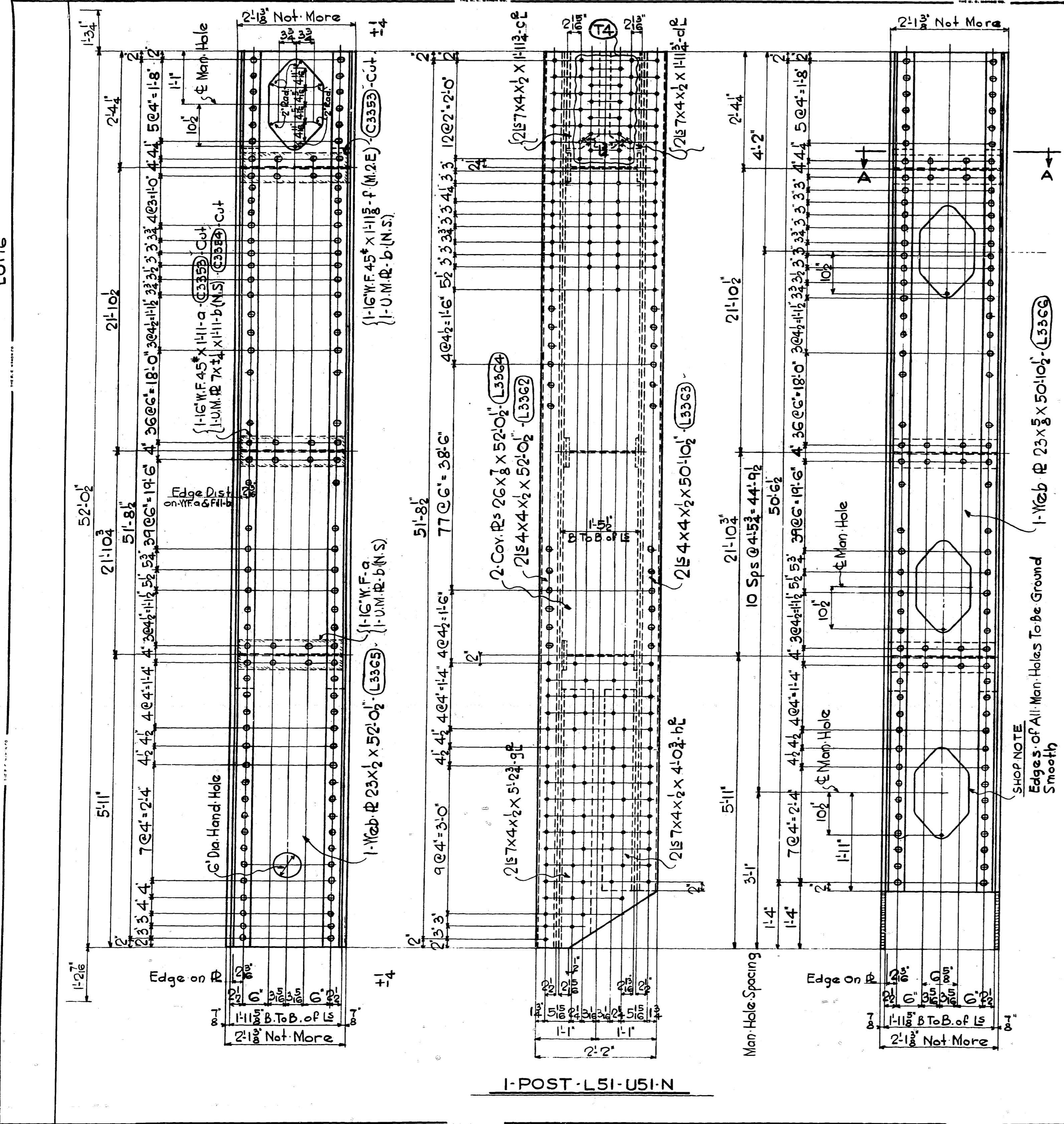
Open Holes: U.N. See Note Field Paint

CONTRACT 37237 SHEET No. 372

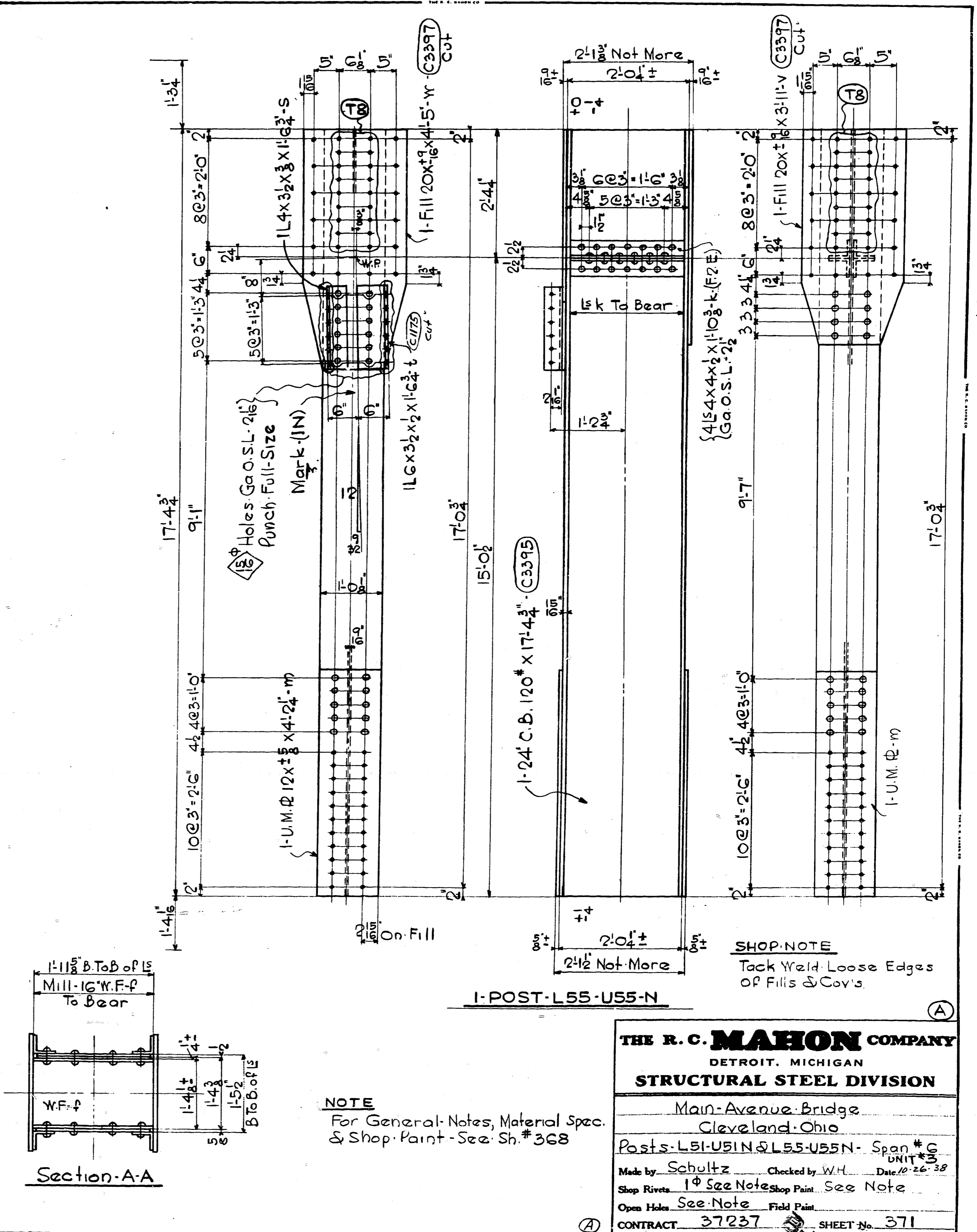
11-1-38 11-1-38 11-1-38 11-1-38 11-1-38 11-1-38 11-1-38 11-1-38 11-1-38 11-1-38

L0146

L0150



NOTE  
For General Notes, Material Spec. & Shop Paint - See Sh. # 368



**THE R. C. MAHON COMPANY**  
DETROIT, MICHIGAN  
**STRUCTURAL STEEL DIVISION**

Main Avenue Bridge  
Cleveland, Ohio


Posts - L51-U51N & L55-U55N - Span # 6

Made by Schultz Checked by W.H. Date 10-26-38  
Shop Rivets 1/2 See Note Shop Paint See Note  
Open Holes See Note Field Paint

CONTRACT 37237 SHEET No. 371

L0181

L0181



L0144

L0112

1-POST - L49-U49-S - UNIT #3

NOTE  
 For General Notes; Material Spec.  
 & Shop Paint See Sh. #368

SHOP-NOTE  
 Tack Weld Loose Edges Of Cov's

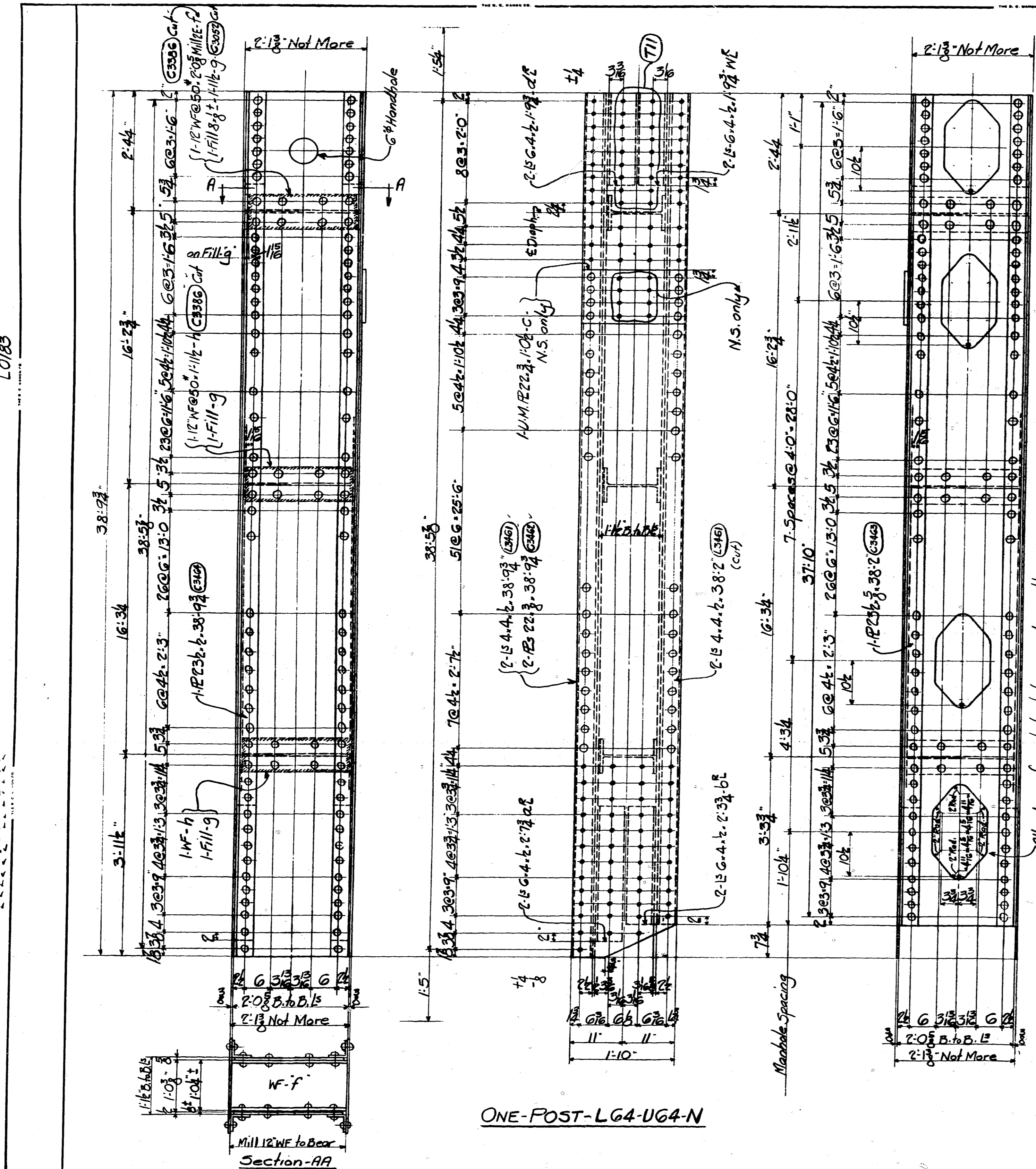
**THE R. C. MAHON COMPANY**  
 DETROIT, MICHIGAN  
**STRUCTURAL STEEL DIVISION**

Main Avenue Bridge  
 Cleveland, Ohio  
 Post L49-U49-S - Span #6

Made by Schultz Checked by W.H. Date 11-2-38  
 Shop Rivets 1 See Note Shop Paint See Note  
 Open Holes 1 See Note Field Paint

CONTRACT 37237 SHEET No. 370

L0183



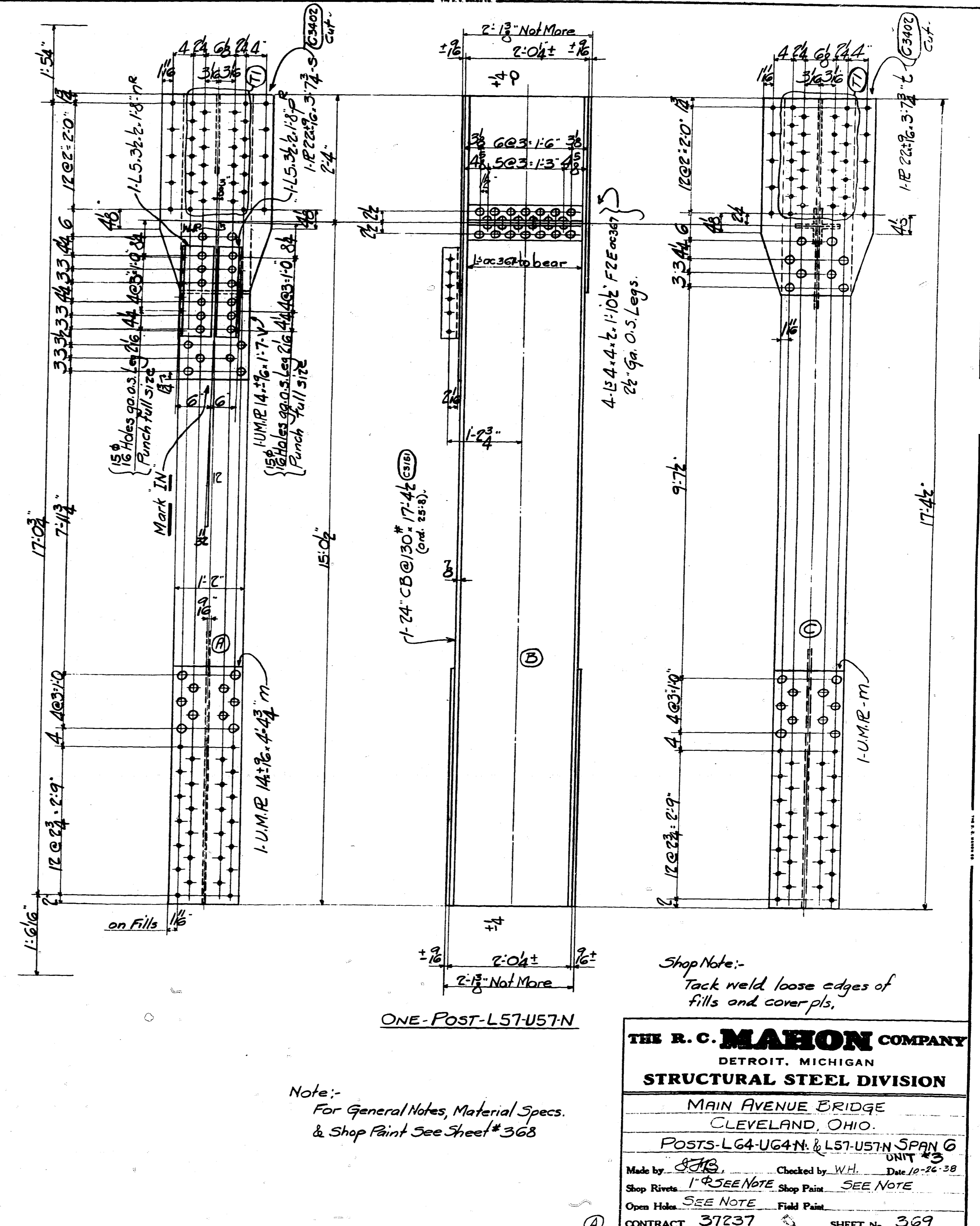
ONE-POST-LG4-UG4-N

All edges of manholes to be ground smooth.

L0135

L0143

L0136



ONE-POST-L57-U57-N

Note:  
For General Notes, Material Specs.  
& Shop Paint See Sheet # 368

Shop Note:-  
Tack weld loose edges of  
fills and cover pls.

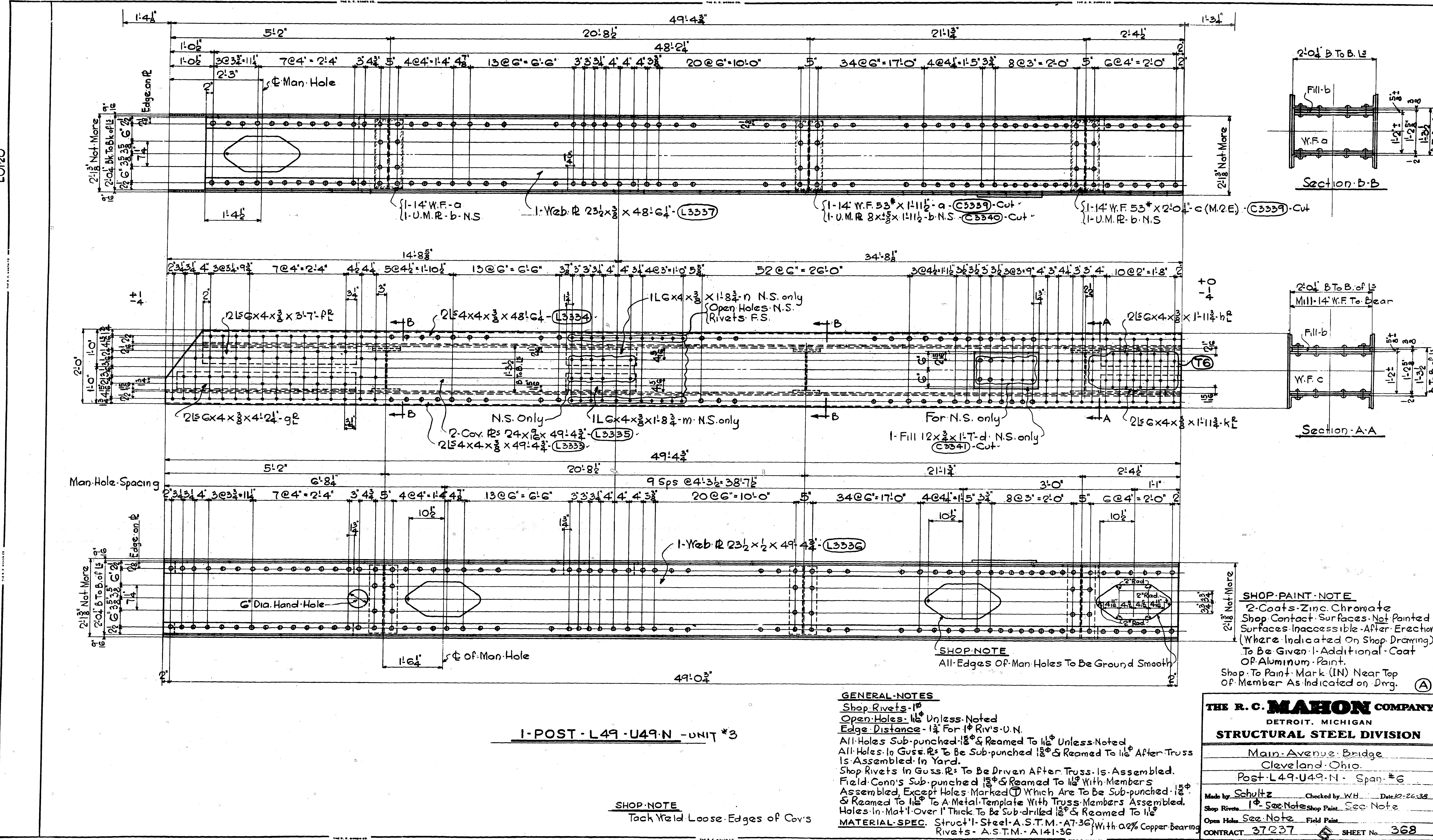
<b>THE R. C. MAHON COMPANY</b>	
DETROIT, MICHIGAN	
<b>STRUCTURAL STEEL DIVISION</b>	
MAIN AVENUE BRIDGE	
CLEVELAND, OHIO.	
POSTS-LG4-UG4-N & L57-U57-N SPAN 6	
UNIT 23	
Made by: <u>STJ</u>	Checked by: <u>W.H.</u> Date: <u>10-26-38</u>
Shop Rivets: <u>1</u> SEE NOTE	Shop Paint: <u>SEE NOTE</u>
Open Holes: <u>SEE NOTE</u>	Field Paint: <u>SEE NOTE</u>
CONTRACT: <u>37237</u>	SHEET No. <u>369</u>

L0128

L0178



LO120



1-POST-L49-U49-N-UNIT \*3

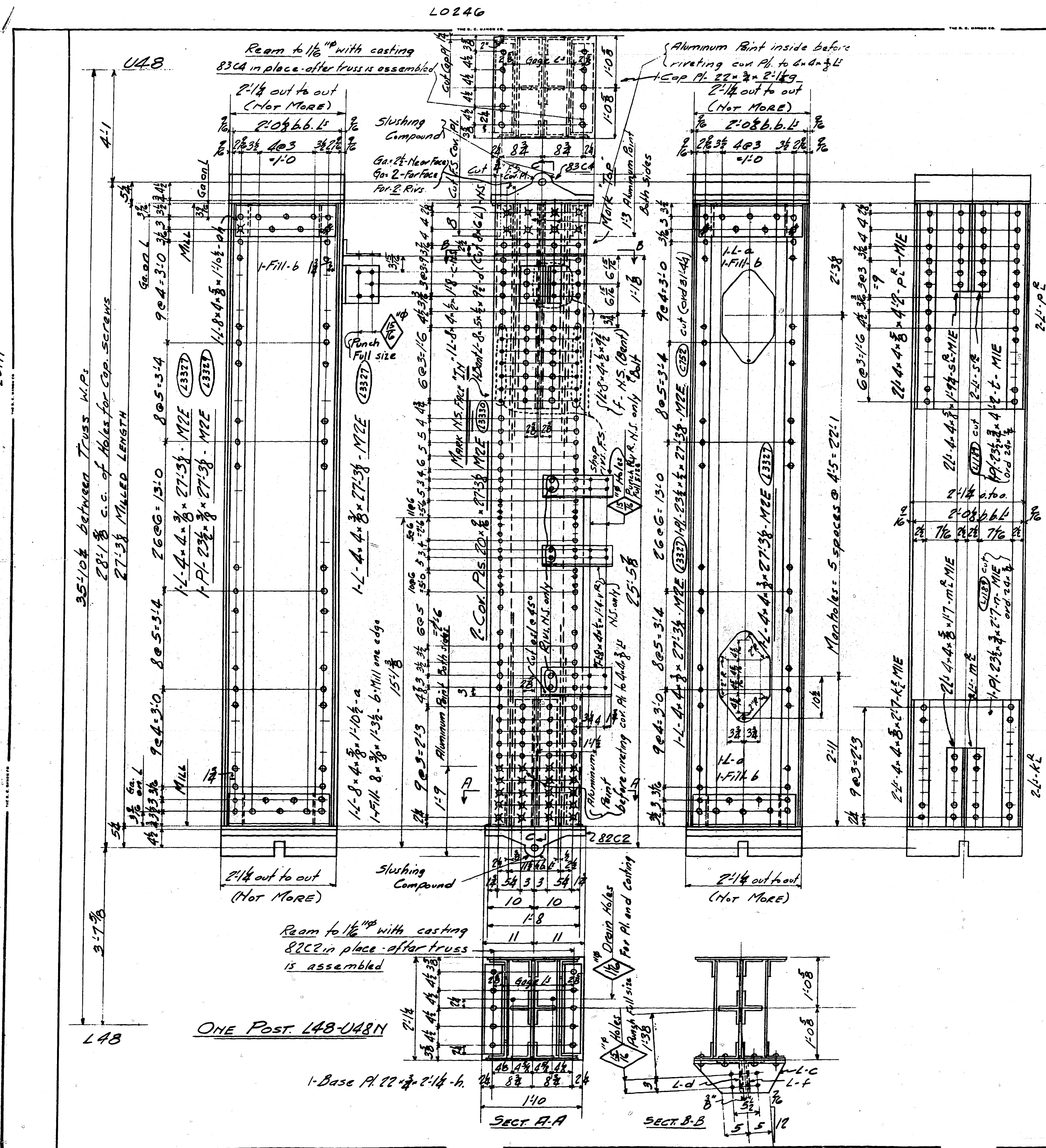
SHOP NOTE  
Tack Weld Loose Edges of Cvs

**THE R. C. MAHON COMPANY**  
DETROIT, MICHIGAN  
**STRUCTURAL STEEL DIVISION**

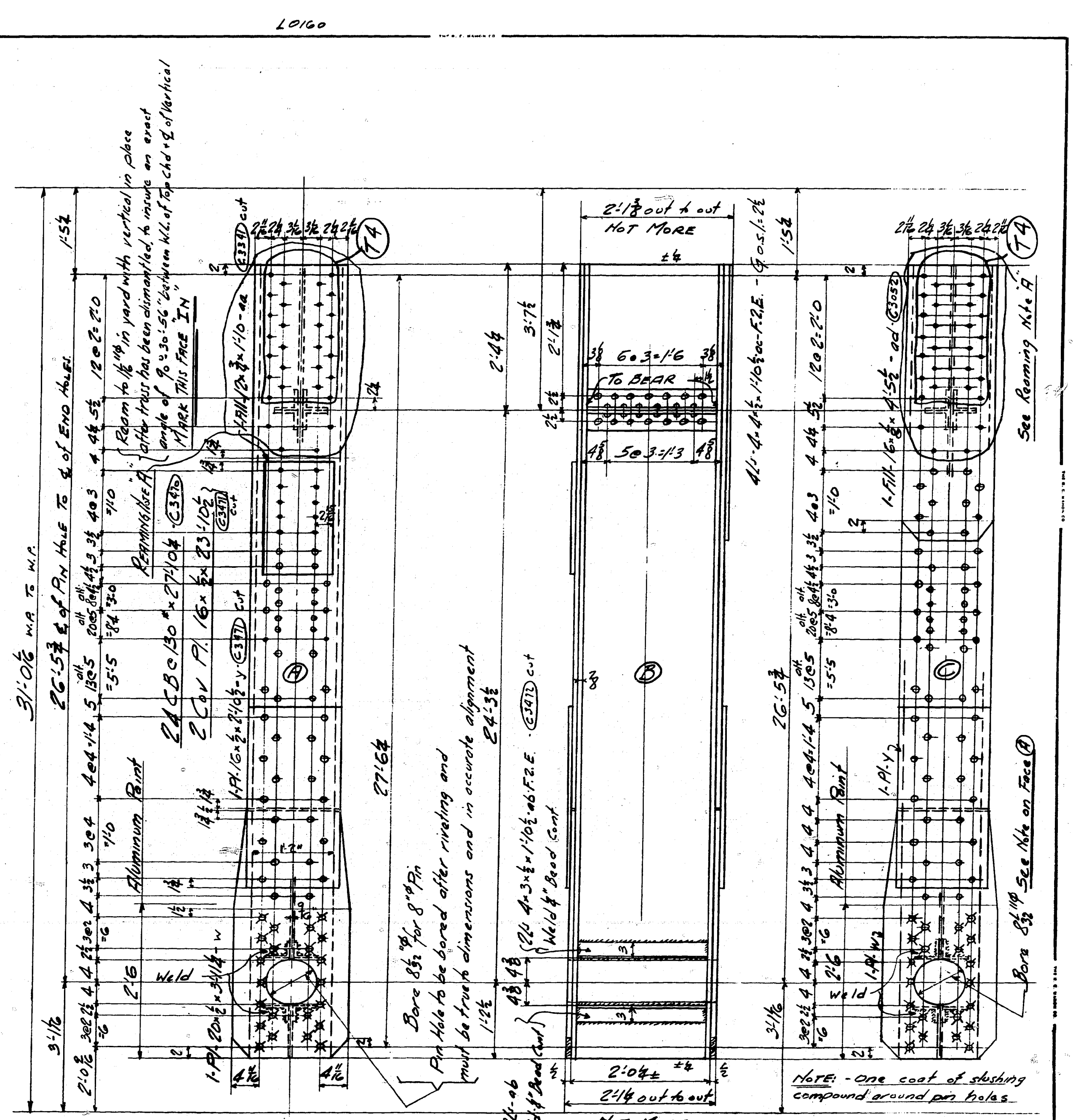
Main Avenue Bridge  
Cleveland, Ohio  
Post-L49-U49-N - Span #6

Made by Schultz Checked by WH Date 10-26-38  
Shop Rivets 1" See Note Shop Paint See Note  
Open Holes See Note Field Paint  
CONTRACT 37237 SHEET No. 368

10177



L0246



L0160

ONE POST-L65-U65H } ALIKE  
 ONE POST-L65-U655 }

SHOP NOTE:-  
 TRACK WELD LOOSE EDGES OF PULL THROUGH PL.  
 FOR GENERAL NOTES SEE SH. #368  
 GRIND EDGES OF MANHOLES SMOOTH

**THE R. C. MAHON COMPANY**  
 DETROIT, MICHIGAN  
**STRUCTURAL STEEL DIVISION**

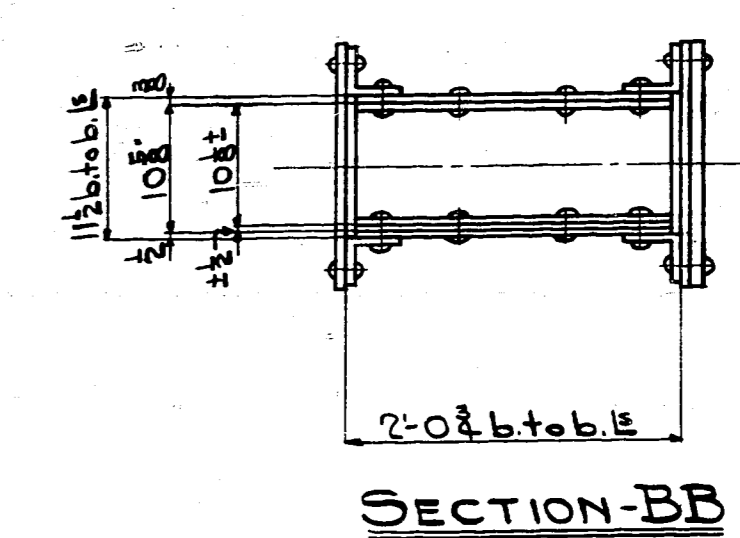
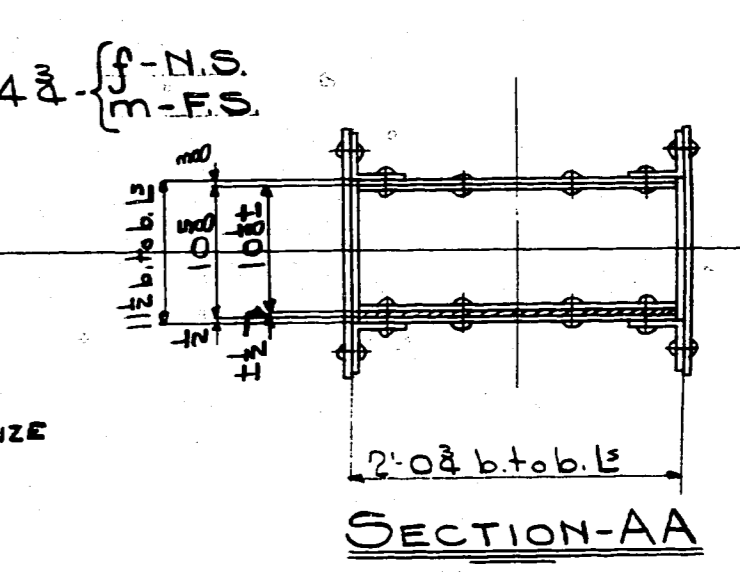
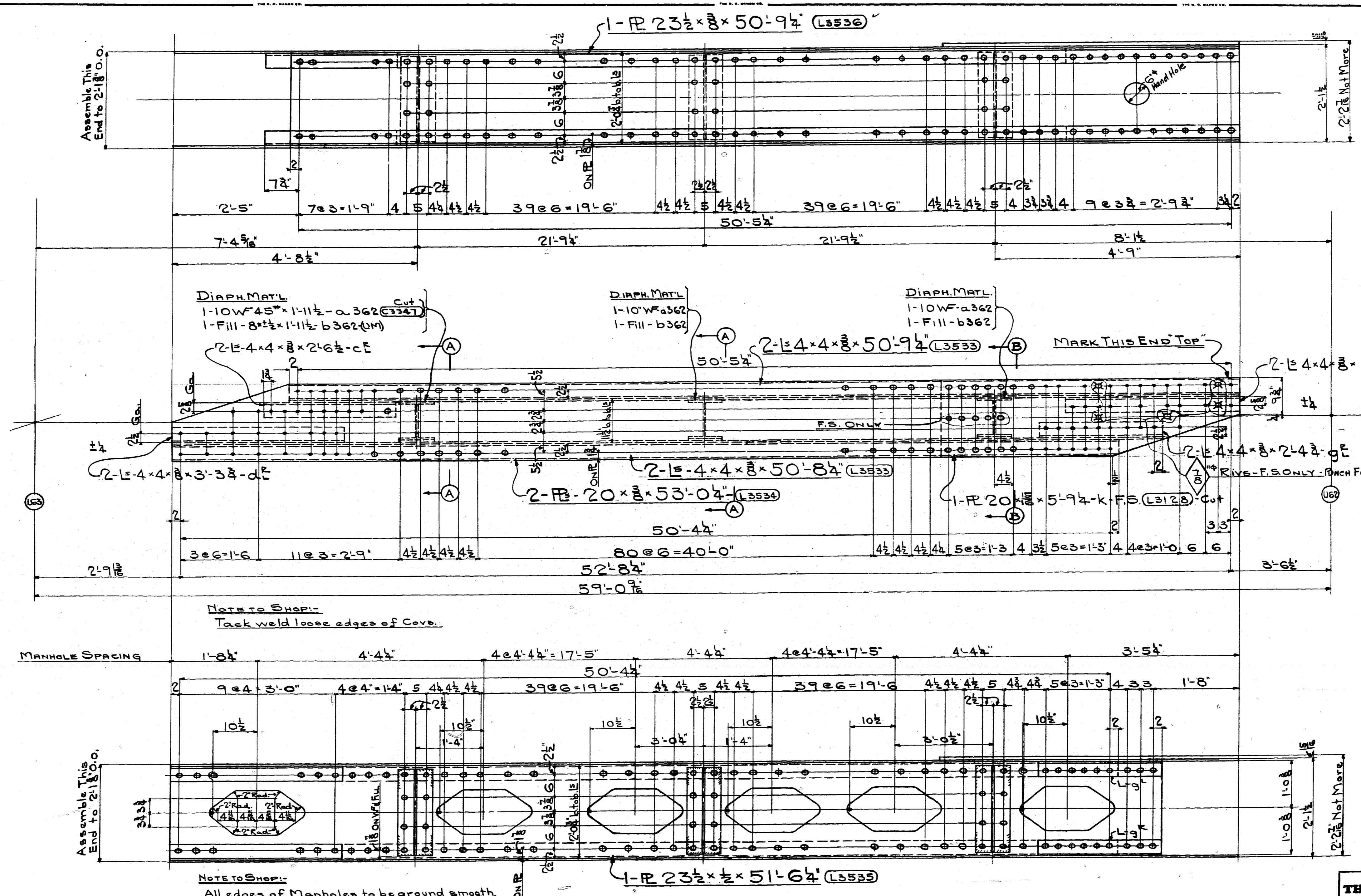
MAIN AVENUE BRIDGE  
 CLEVELAND, OHIO

POSTS (L48-U48N), (L65-U65H), (L65-U655) - SPAN #3  
 UNIT #3

Made by **F.V.W.** Checked by **W.H.** Date 10-26-38  
 Shop Rivets **1/16** See Notes Shop Paint **See Notes**  
 Open Holes **1/16** " " Field Paint **See Notes**

CONTRACT **37237** SHEET No. **367**

10180



GENERAL NOTES:  
FOR GENERAL NOTES SEE SH.#358

**THE R. C. MAHON COMPANY**  
DETROIT, MICHIGAN  
**STRUCTURAL STEEL DIVISION**

MAIN AVENUE BRIDGE  
CLEVELAND OHIO  
DIAGONAL - SPAN#6-SOUTH

Made by **F.E.M.** Checked by **R.H.** Date: 11-2-33  
Shop Rivets **(UN)** SEE Shop Paint SEE NOTES  
Open Holes **1 1/2"** NOTES Field Paint  
CONTRACT **37237** SHEET No **366**

ONE - DIAGONAL - L63 - U62 - S - UNIT #3

L0144


L0164

L0113

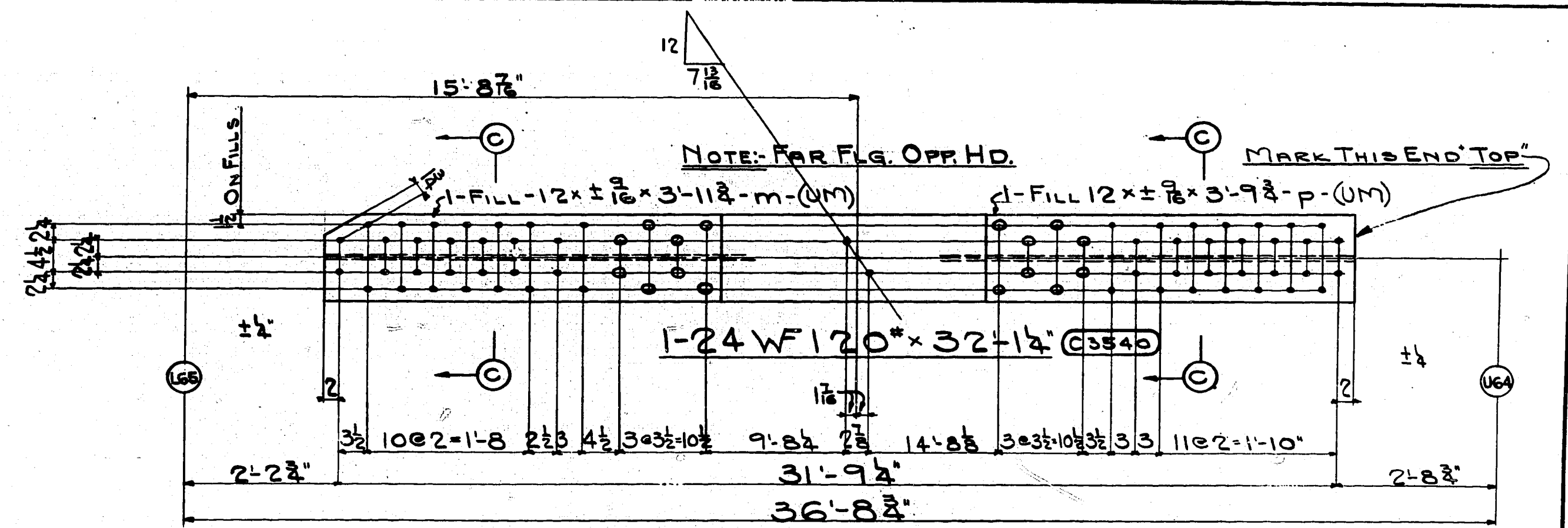
L0112

L0159

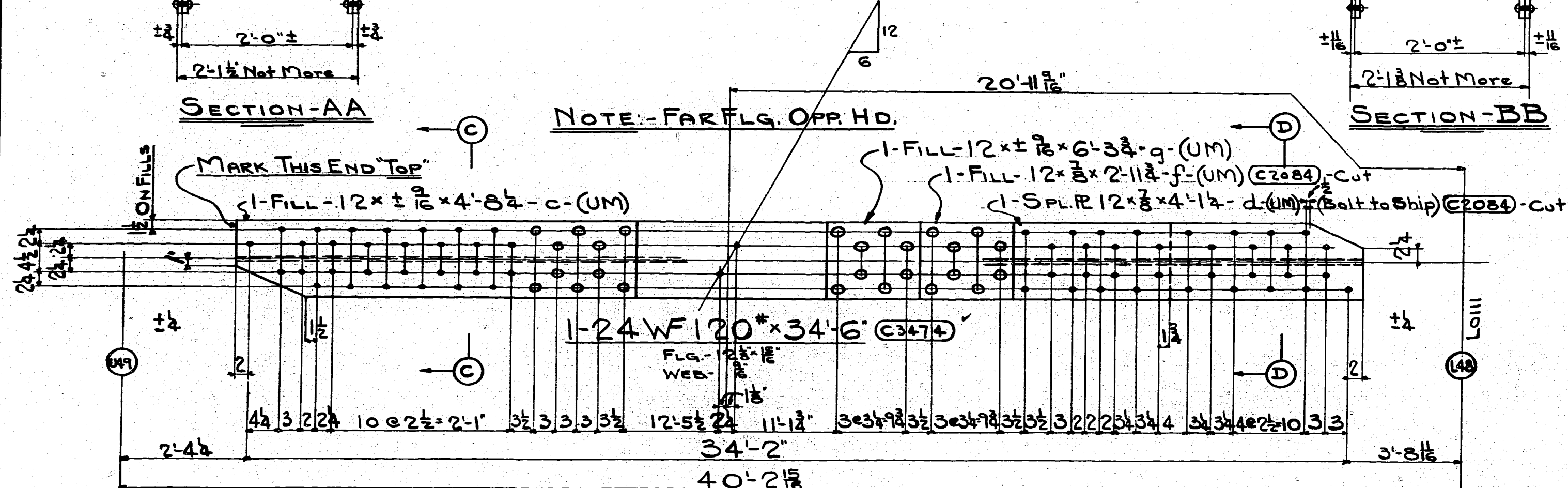
L0143




ONE-DIAGONAL-U50-L49-S



ONE-DIAGONAL-L65-U64-S



ONE-DIAGONAL-U49-L48-S



ONE-DIAGONAL-L64-U63-S

NOTE TO SHOP: Tack weld loose edges of Fills.

GENERAL NOTES: FOR GENERAL NOTES SEE SH#358

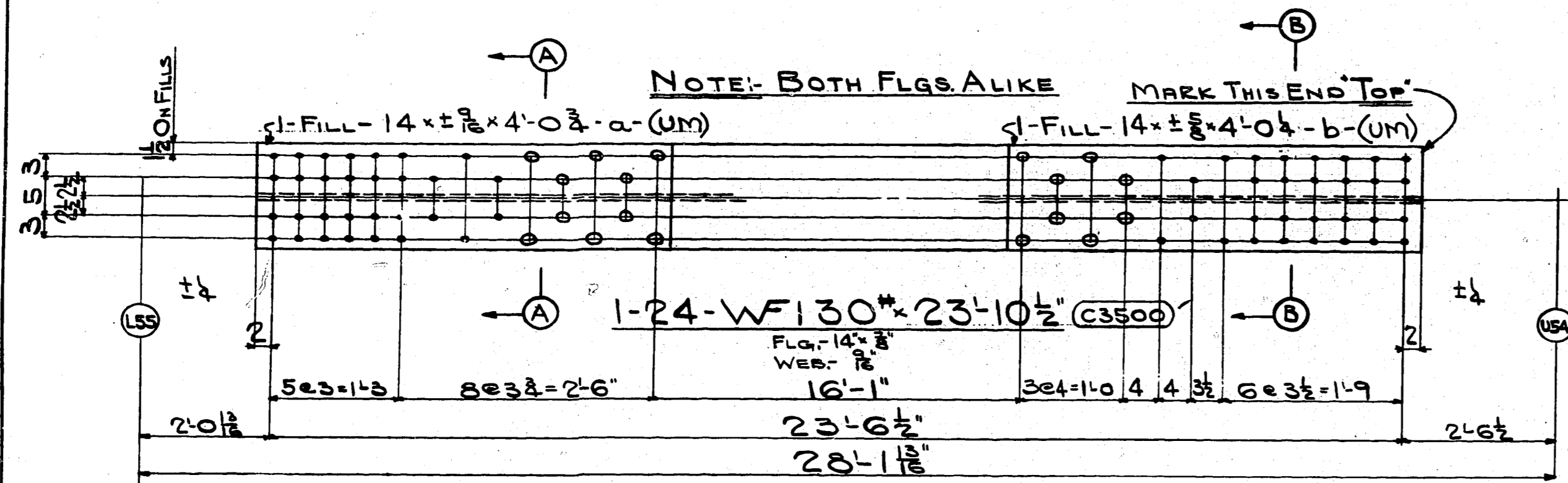
**THE R. C. MAHON COMPANY**  
 DETROIT, MICHIGAN  
**STRUCTURAL STEEL DIVISION**  
 MAIN AVENUE BRIDGE

CLEVELAND	OHIO
DIAGONALS	SPAN#6-SOUTH UNIT#3
Made by FEM	Checked by AT Date 11-2-38
Shop Rivets SEE NOTES	Shop Paint SEE NOTES
Open Holes SEE NOTES	Field Paint
CONTRACT 37237	SHEET No. 365

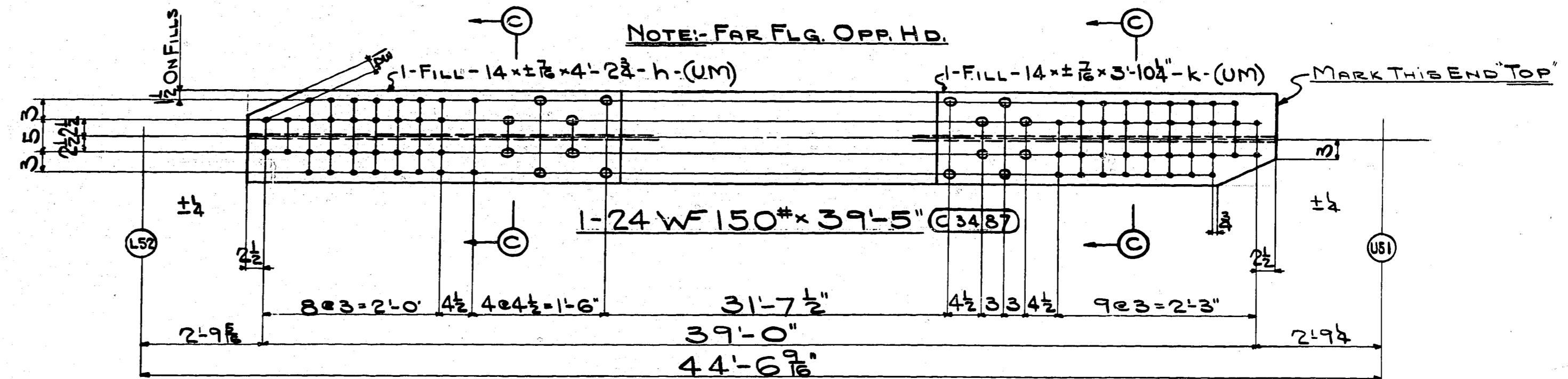
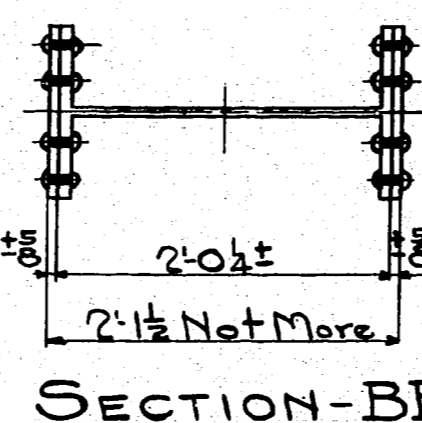
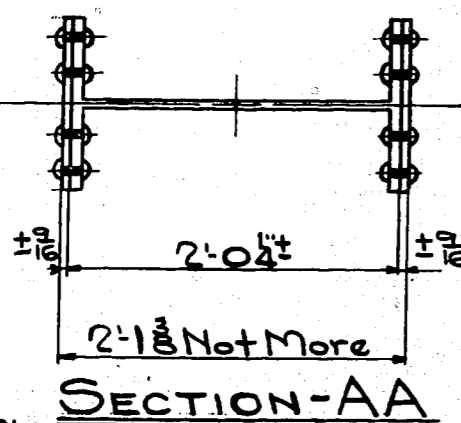
L0142

L0117

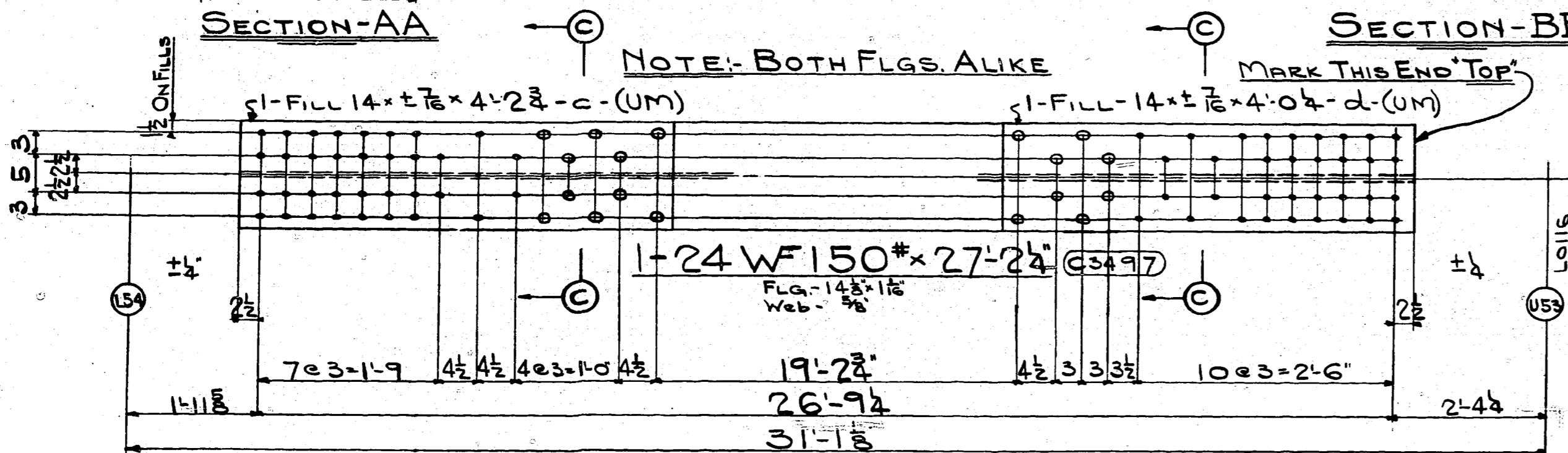
L0147




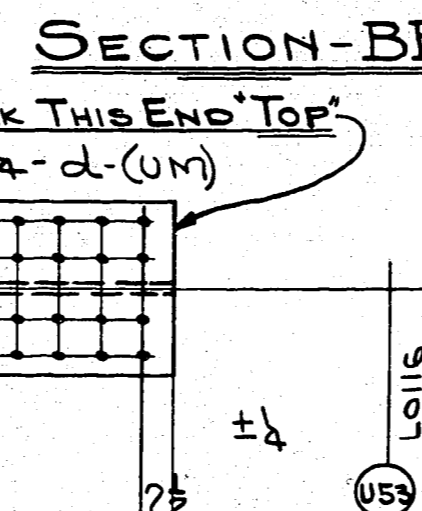
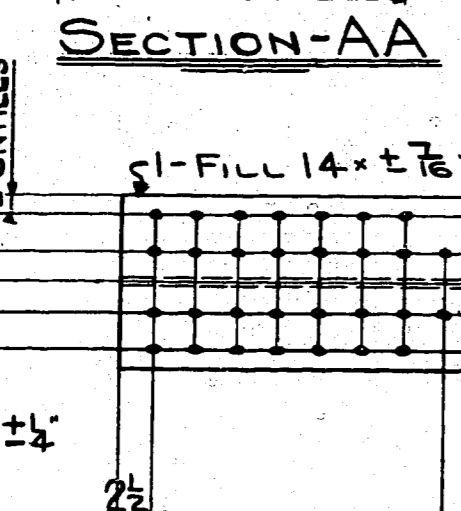
ONE-DIAGONAL-L55-U54-S




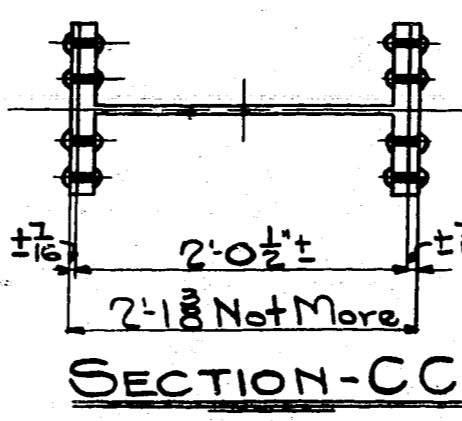
ONE-DIAGONAL-L52-U51-S



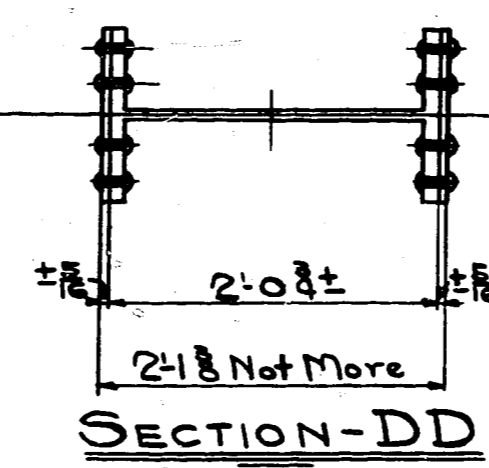
ONE-DIAGONAL-L54-U53-S



ONE-DIAGONAL-L51-U50-S



ONE-DIAGONAL-L53-U52-S



NOTE TO SHOP: Tack-weld loose edges of Fills.

GENERAL NOTES: FOR GENERAL NOT SEE SH. #358.

<b>THE R. C. MAHON COMPANY</b>	
DETROIT, MICHIGAN	
<b>STRUCTURAL STEEL DIVISION</b>	
MAIN AVENUE BRIDGE	
CLEVELAND	OHIO
DIAGONALS SPAN #6-SOUTH	
UNIT #3	
Made by F.E.M.	Checked by A.T. Date 11-2-38
Shop Rivets 1 $\frac{1}{2}$ " SEE	Shop Paint SEE NOTES
Open Holes 1 $\frac{1}{2}$ " NOTES	Field Paint
CONTRACT 37237	SHEET No. 364

L0150

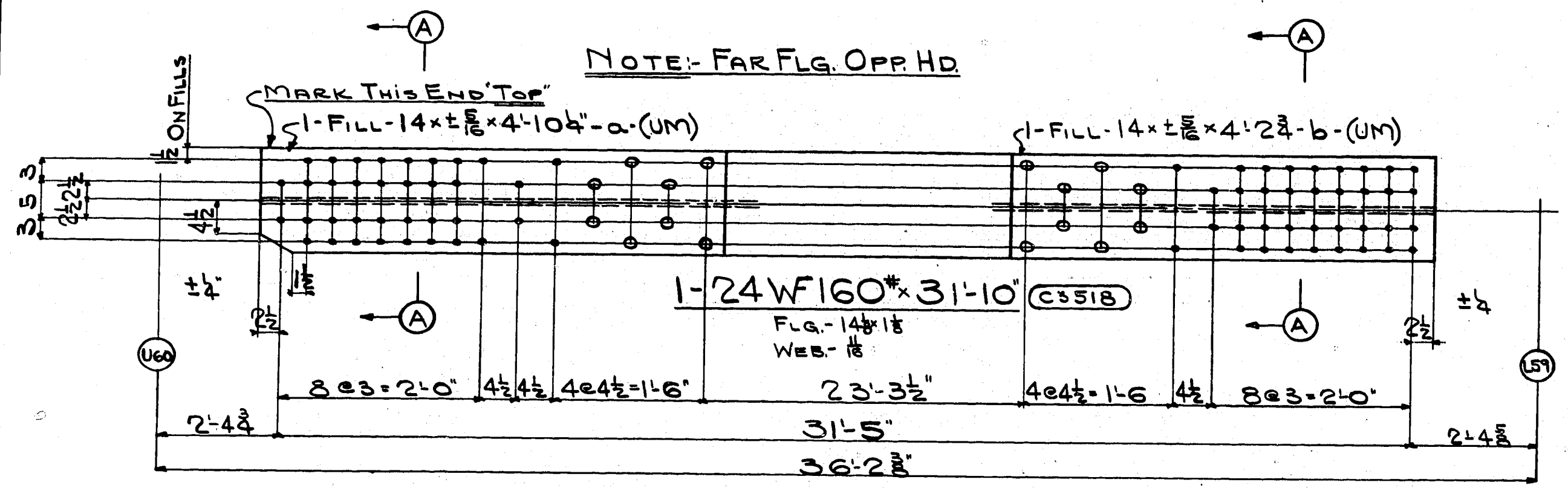
L0149

L0148


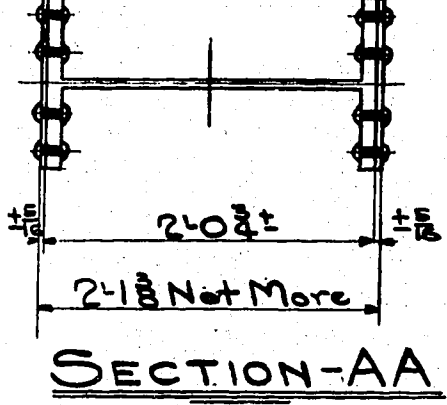
L014

L015

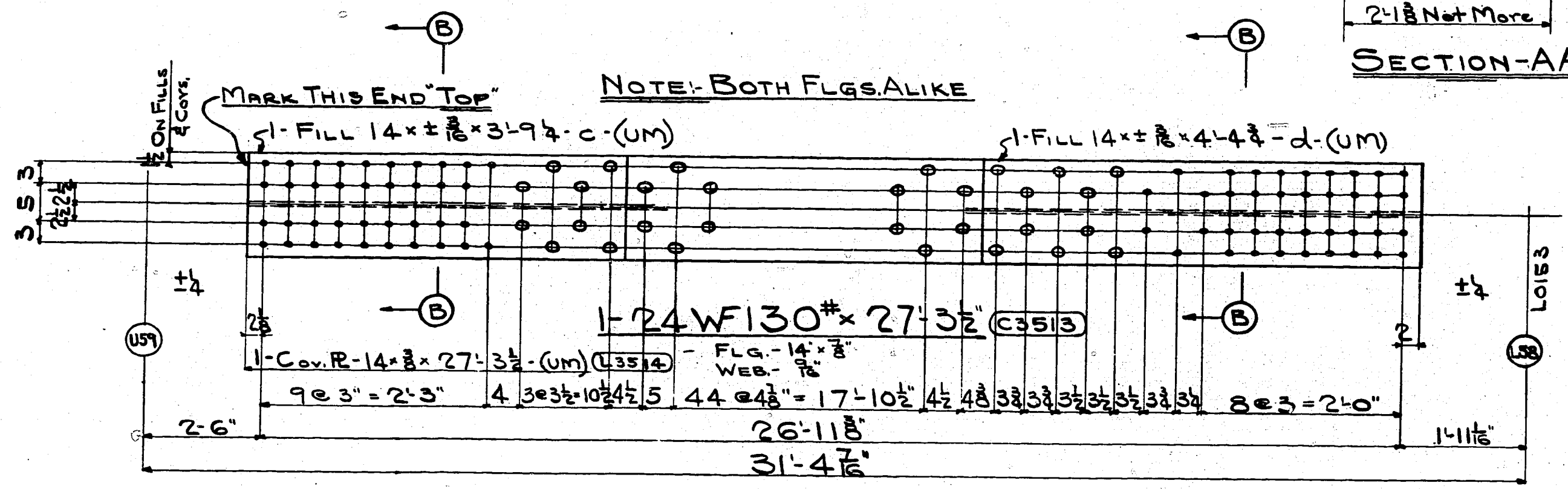
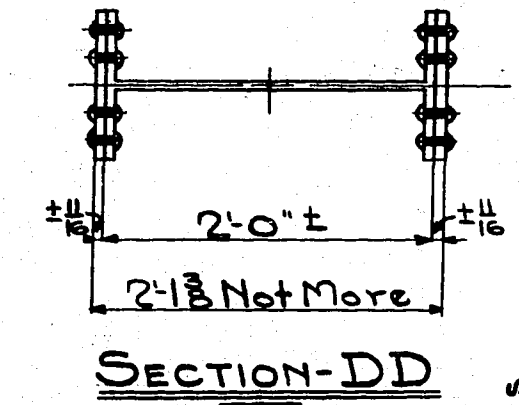
L0115



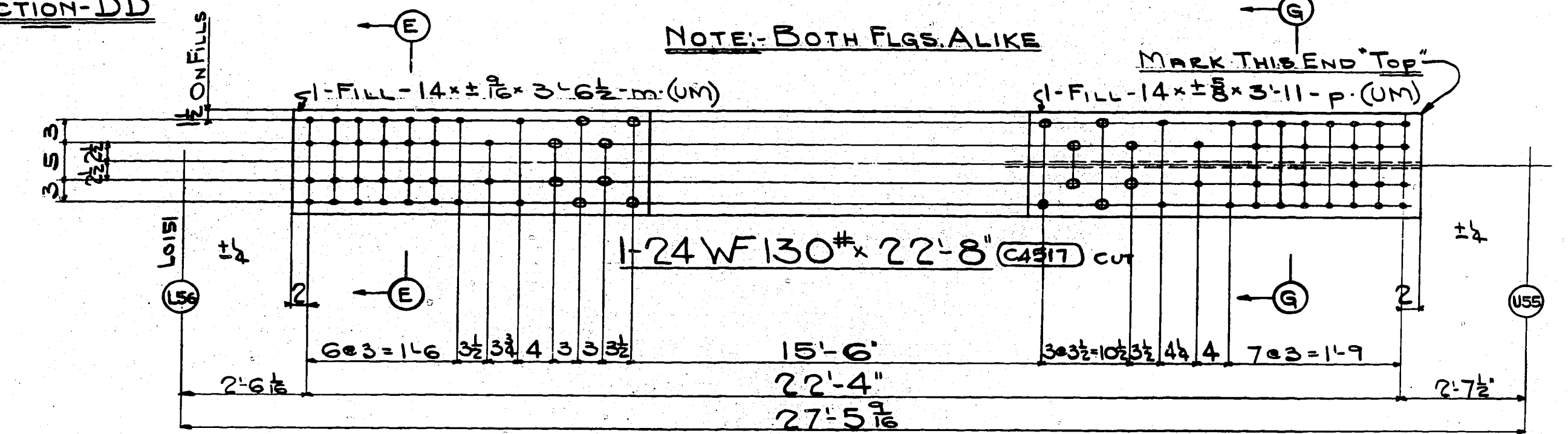
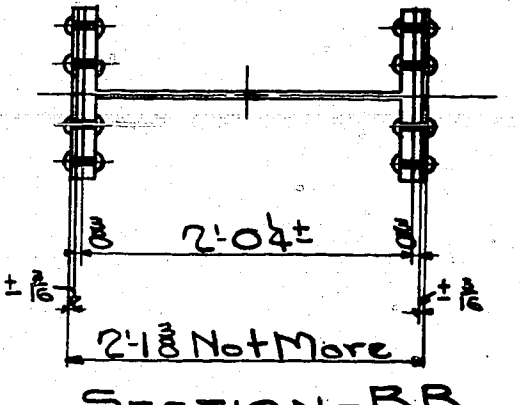
ONE-DIAGONAL - U60 - L59-S




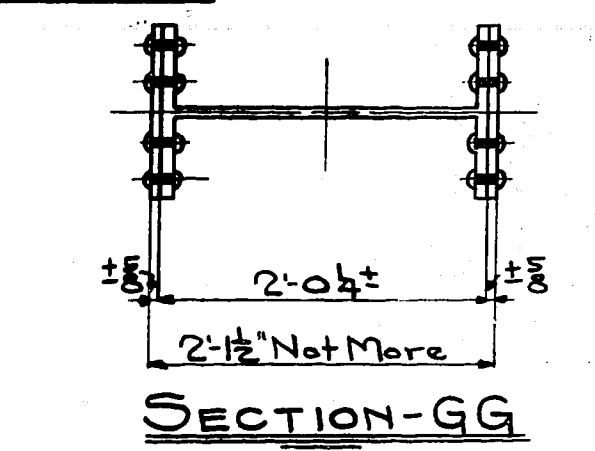
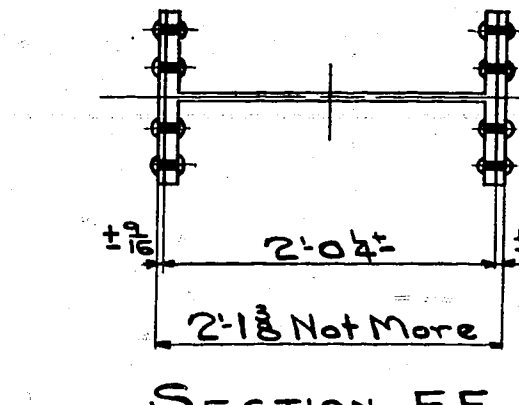
ONE-DIAGONAL - U57 - L56-S



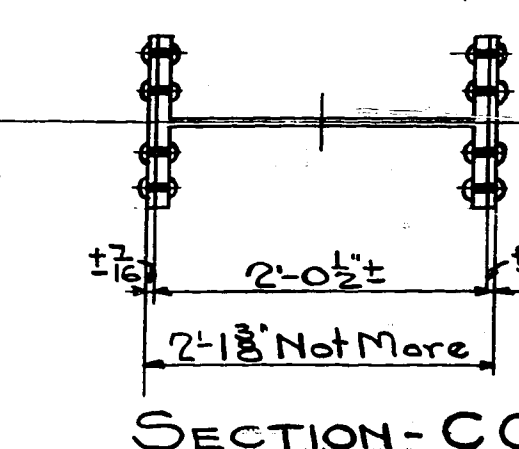
ONE-DIAGONAL - U59 - L58-S



ONE-DIAGONAL - L56 - U55-S



ONE-DIAGONAL - U58 - L57-S



GENERAL NOTES:  
FOR GENERAL NOTES SEE SH. #358

**THE R. C. MAHON COMPANY**  
DETROIT, MICHIGAN  
**STRUCTURAL STEEL DIVISION**  
MAIN AVENUE BRIDGE

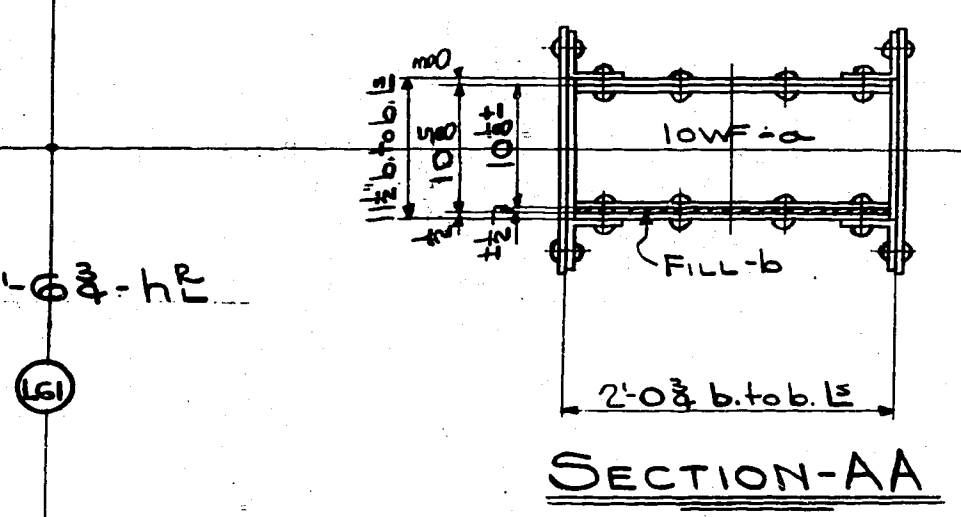
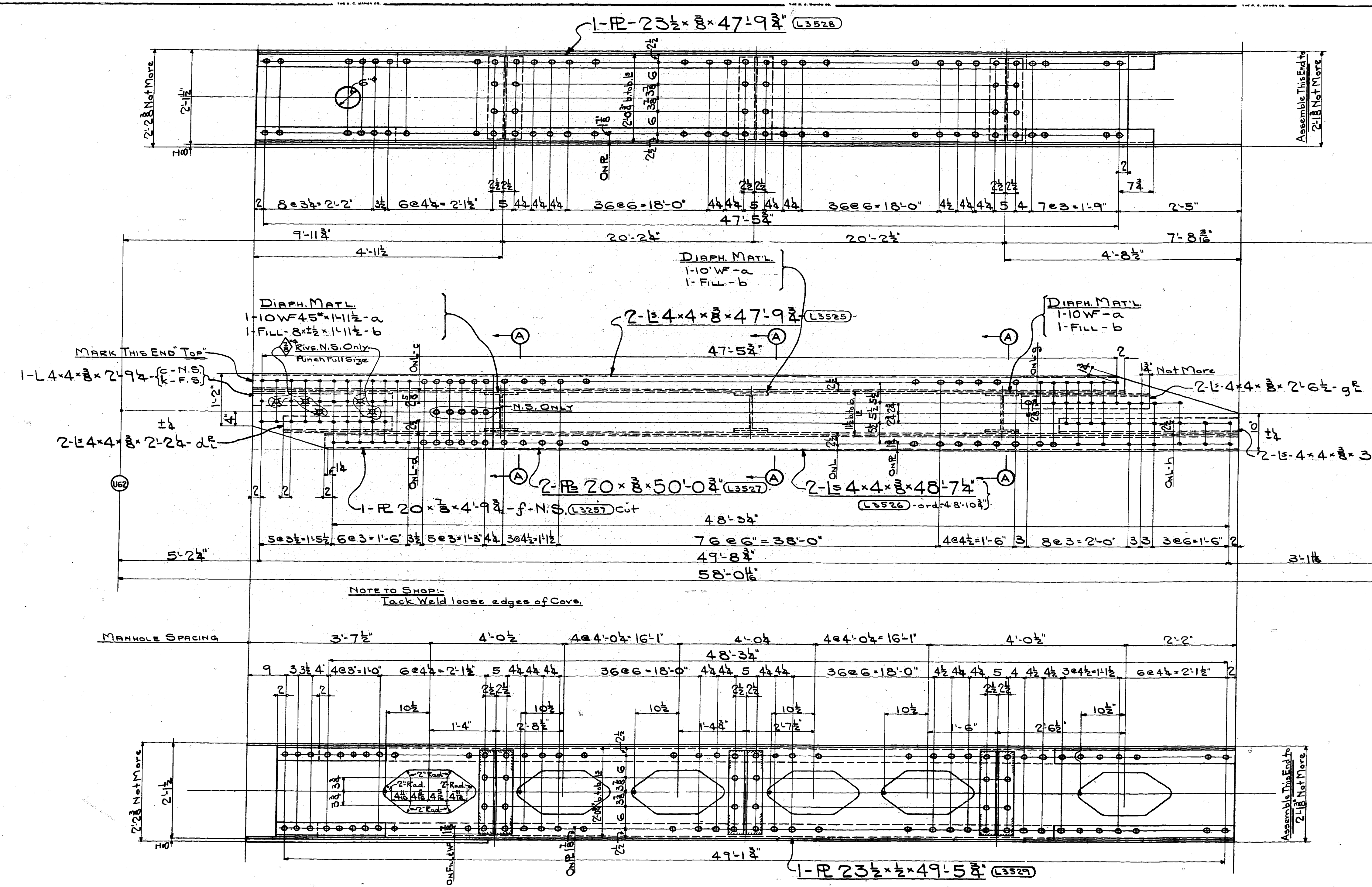
CLEVELAND OHIO.

DIAGONALS SPAN #6 SOUTH UNIT #3

Made by F.E.M. Checked by R.H. Date 11-2-38.  
Shop Rivets SEE Shop Paint SEE NOTES  
Open Holes SEE NOTES Field Paint

CONTRACT 37237 SHEET No. 363

NOTE TO SHOP:  
Tack weld loose edges of Covs. & Fills.



NOTE TO SHOP:  
Lack Weld loose edges of Cove.

NOTE TO SHOP:  
All edges of Manholes to be ground smooth.

ONE-DIAGONAL-U62-L61-S

GENERAL NOTES:  
FOR GENERAL NOTES SEE SH.#358

**THE R. C. MAHON COMPANY**  
DETROIT, MICHIGAN  
**STRUCTURAL STEEL DIVISION**

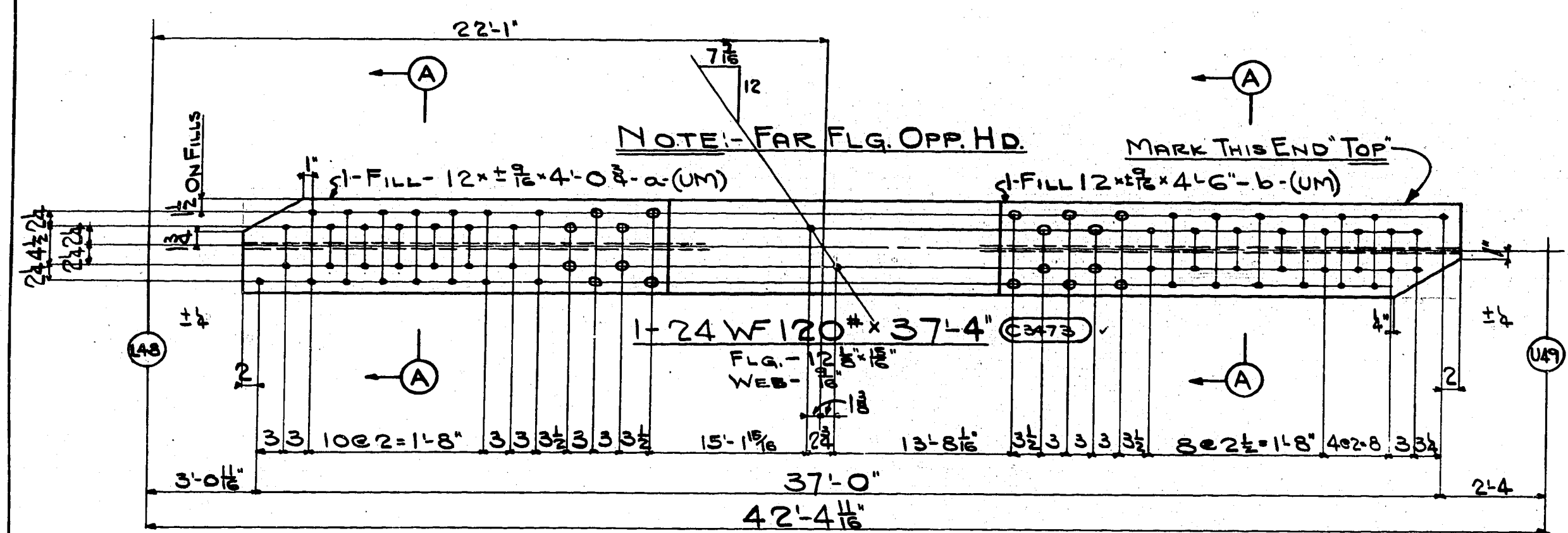
MAIN AVENUE BRIDGE

CLEVELAND	OHIO
DIAGONAL	SPAN# 6-SOUTH
	UNIT #3
Made by: F.E.M.	Checked by: W.H. Date: 10-26-38
Shop Rivets: UN SEE	Shop Paint: SEE NOTES
Open Holes: 1/16" NOTES	Field Paint:
CONTRACT: 37237	SHEET No. 362

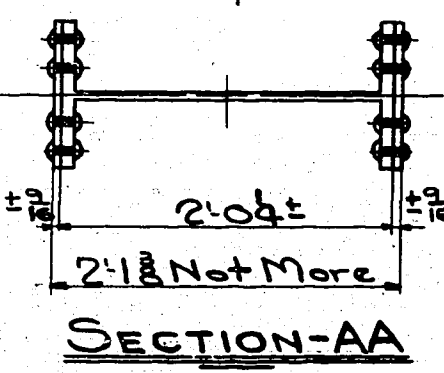
B-7

L0112


L0143




ONE-DIAGONAL - L48 - U49-N



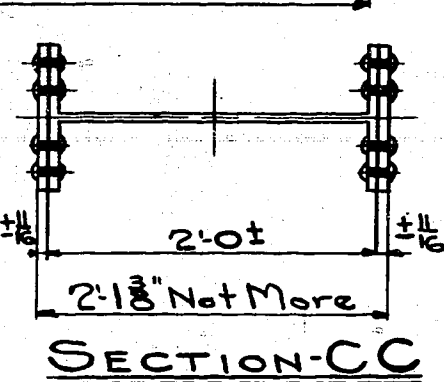
SECTION-AA




ONE-DIAGONAL - U64 - L65-N



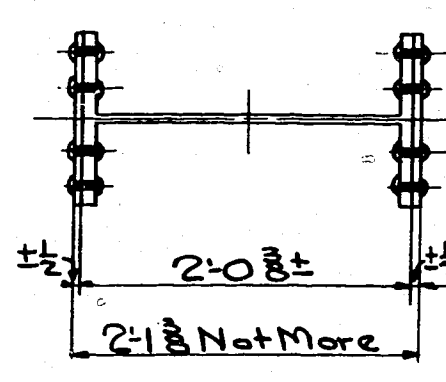
ONE-DIAGONAL - U62 - L63-N



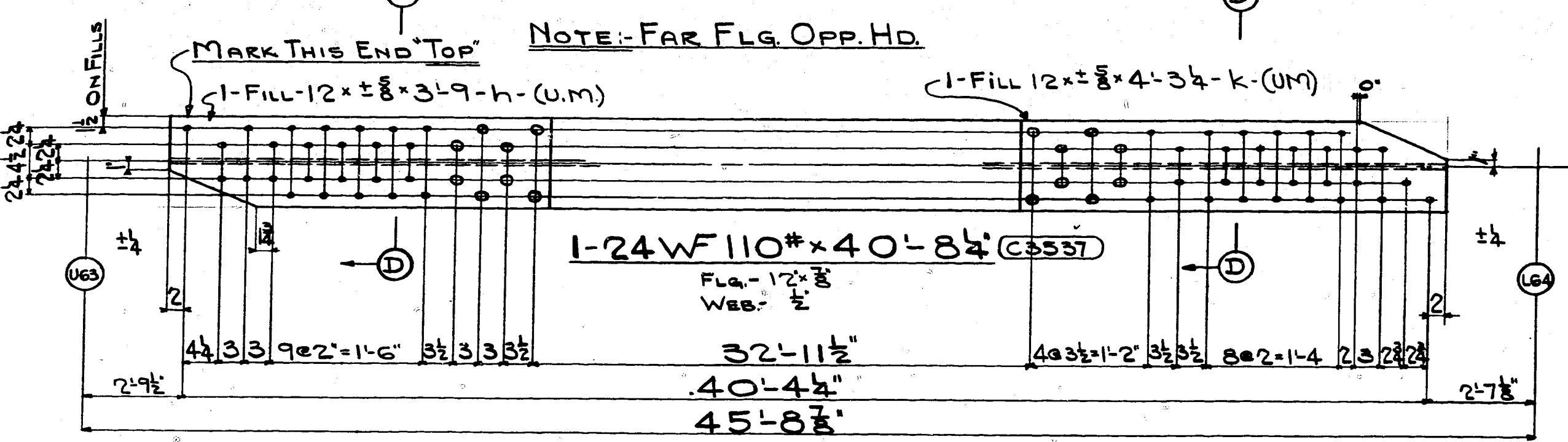
SECTION-CC



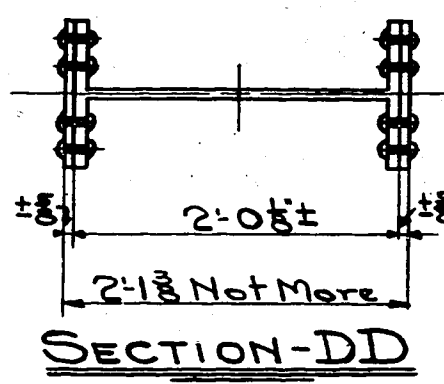
ONE-DIAGONAL - U61 - L60-S



SECTION-EE



ONE-DIAGONAL - U63 - L64-N



SECTION-DD

GENERAL NOTES:-  
FOR GENERAL NOTES SEE SH. #358

NOTES TO SHOP:-  
Tack weld loose edges of Fills.

<b>THE R. C. MAHON COMPANY</b>	
DETROIT, MICHIGAN	
<b>STRUCTURAL STEEL DIVISION</b>	
MAIN AVENUE BRIDGE	
CLEVELAND	OHIO
DIAGONALS	SPAN #6 (NORTH) UNIT (SOUTH) #9
Made by: F.E.M.	Checked by: W.H. Date: 2-25-38
Shop Rivets: 1/2" SEE NOTES	Shop Paint: SEE NOTES
Open Holes: 1/2" SEE NOTES	Field Paint:
CONTRACT 37237	SHEET No. 361

L0110

L0141


L0142

L0135


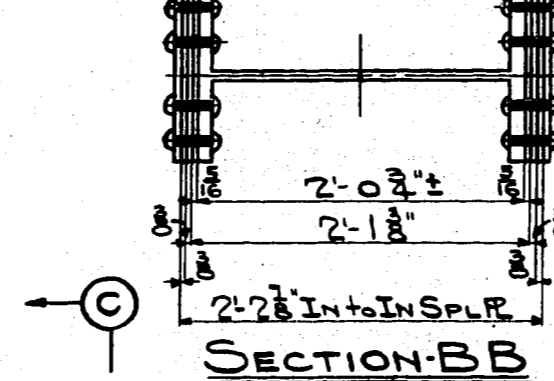
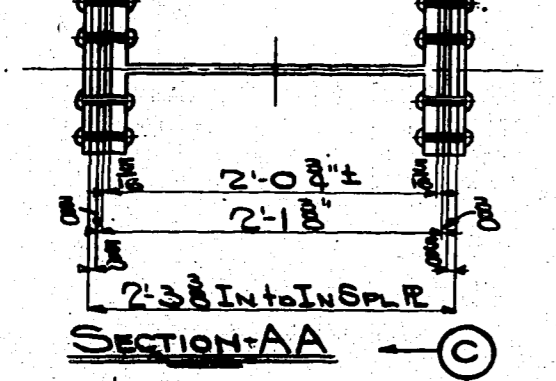
L0164

L0155


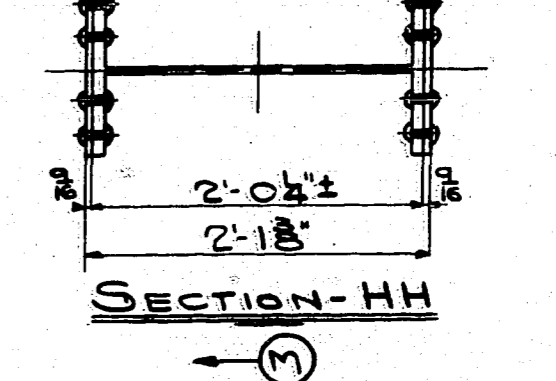
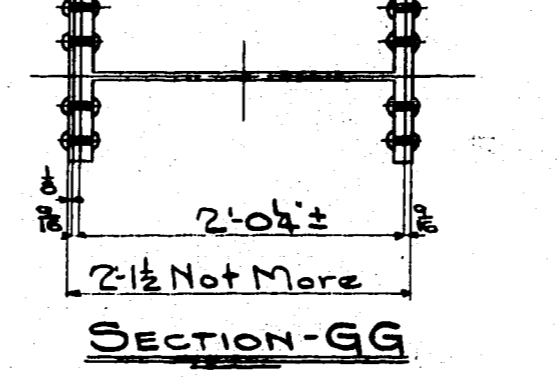





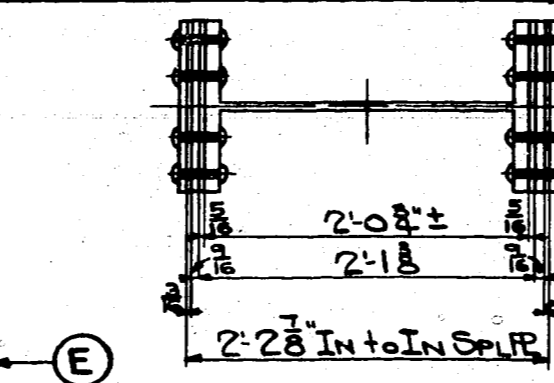
ONE-DIAGONAL-U53-L54-N





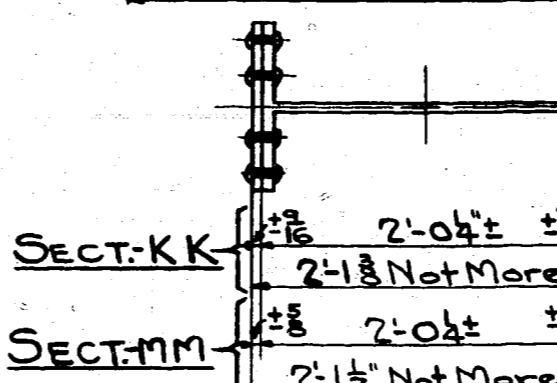
ONE-DIAGONAL-U50-L51-N





ONE-DIAGONALS-U52-L53-N



ONE-DIAGONAL-L49-U50-N



ONE-DIAGONAL-U51-L52-N



NOTE TO SHOP:  
 Tack weld loose edges of Fills & Covs.

GENERAL NOTES:  
 FOR GENERAL NOTES SEE SH.# 358

**THE R. C. MAHON COMPANY**  
 DETROIT, MICHIGAN  
**STRUCTURAL STEEL DIVISION**

MAIN AVENUE BRIDGE  
 CLEVELAND OHIO  
 DIAGONALS SPAN #6-NORTH UNIT #3

Made by F.E.M. Checked by W.H. Date 10-25-40  
 Shop Rivets 1" SEE Shop Paint SEE NOTES  
 Open Holes 1 1/2" NOTES Field Paint  
 CONTRACT 37237 SHEET No. 360

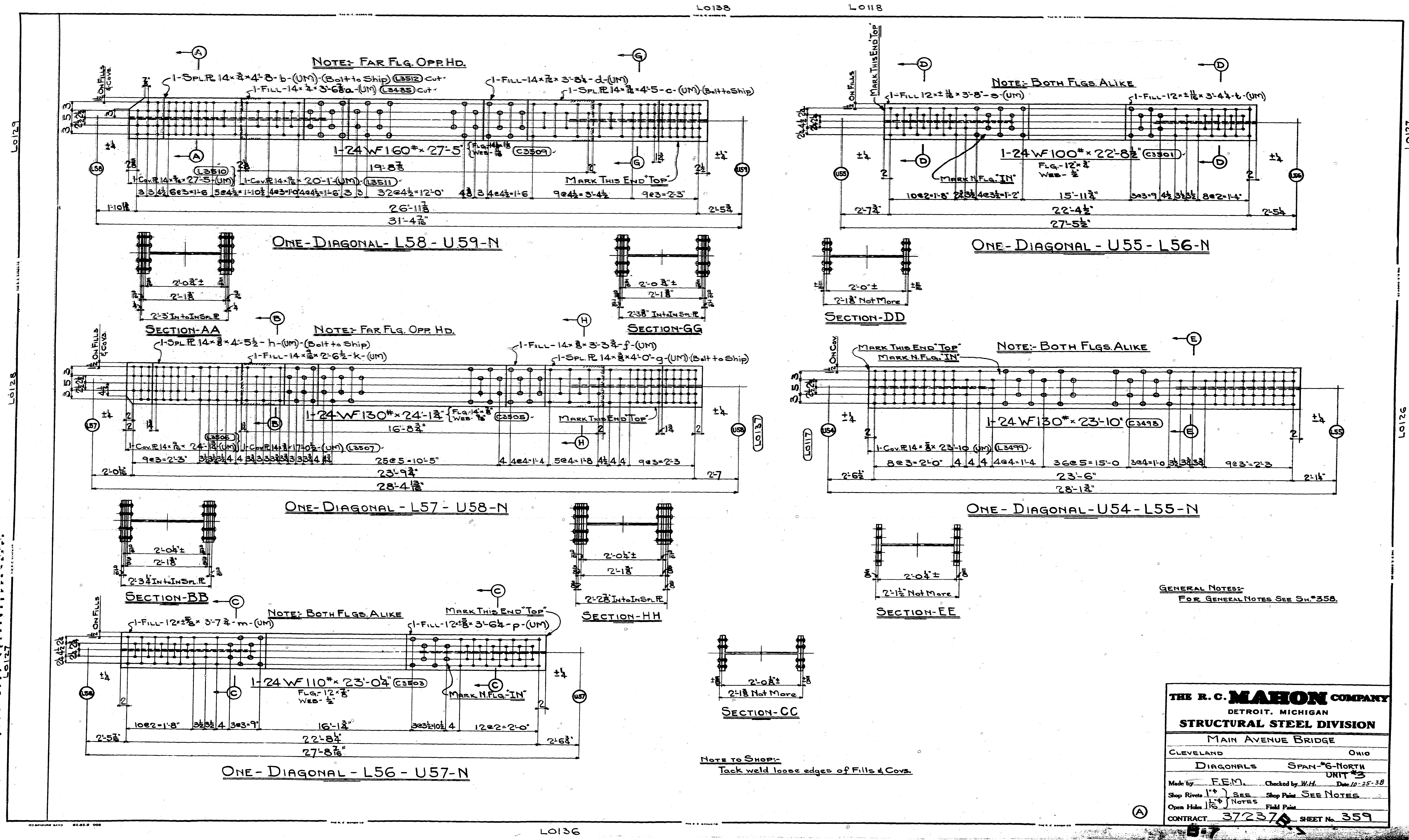
L0116

L0115

L0114

L0107

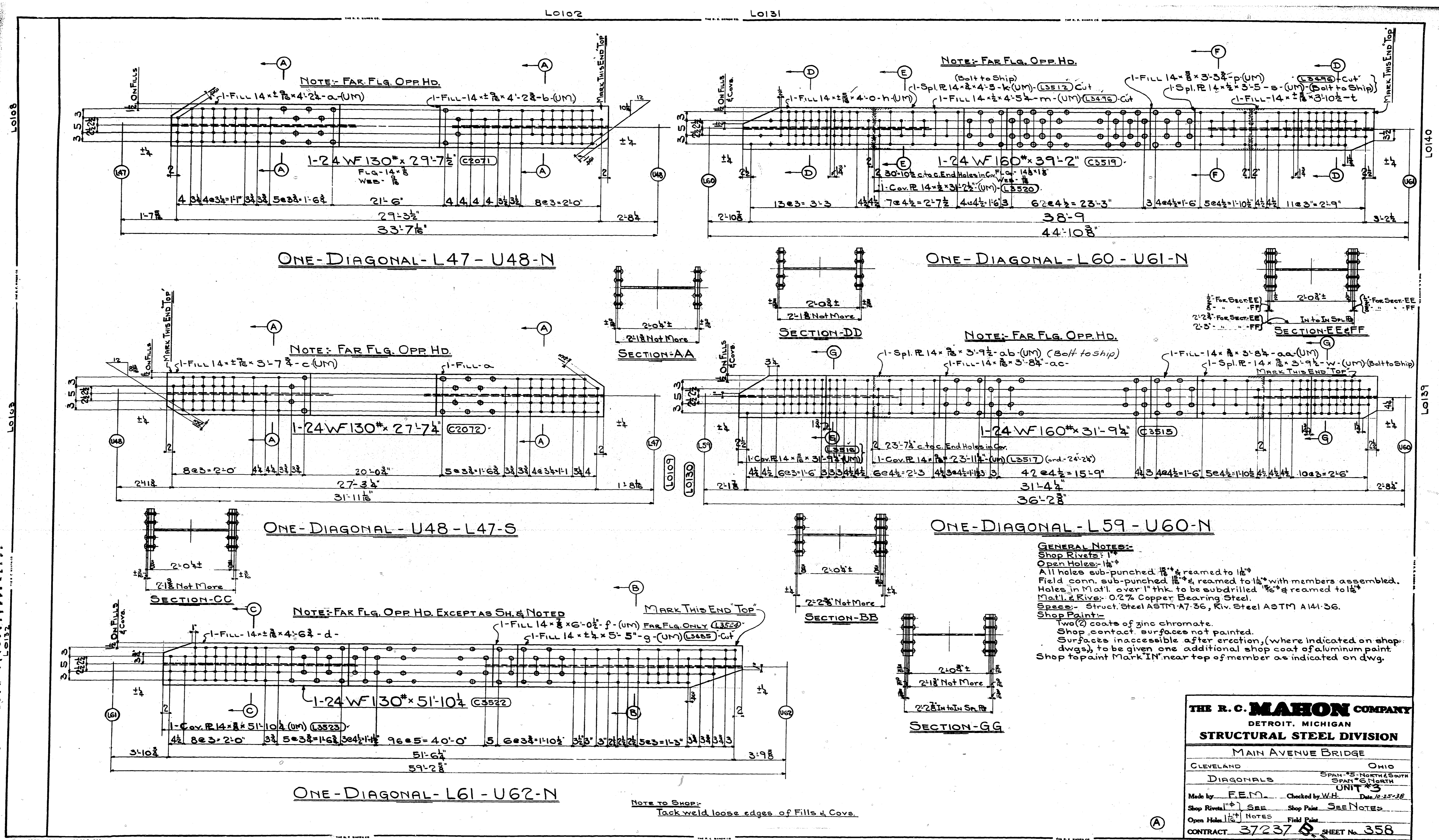
L0107



<b>THE R. C. MAHON COMPANY</b>	
DETROIT, MICHIGAN	
<b>STRUCTURAL STEEL DIVISION</b>	
MAIN AVENUE BRIDGE	
CLEVELAND	OHIO
DIAGONALS	SPAN #6-NORTH
UNIT #3	
Made by F.E.M.	Checked by W.H. Date 10-25-38
Shop Rivets 1" SEE NOTES	Shop Pairs SEE NOTES
Open Holes 1/2" SEE NOTES	Field Pairs
CONTRACT 37237A	SHEET No 359

L0136

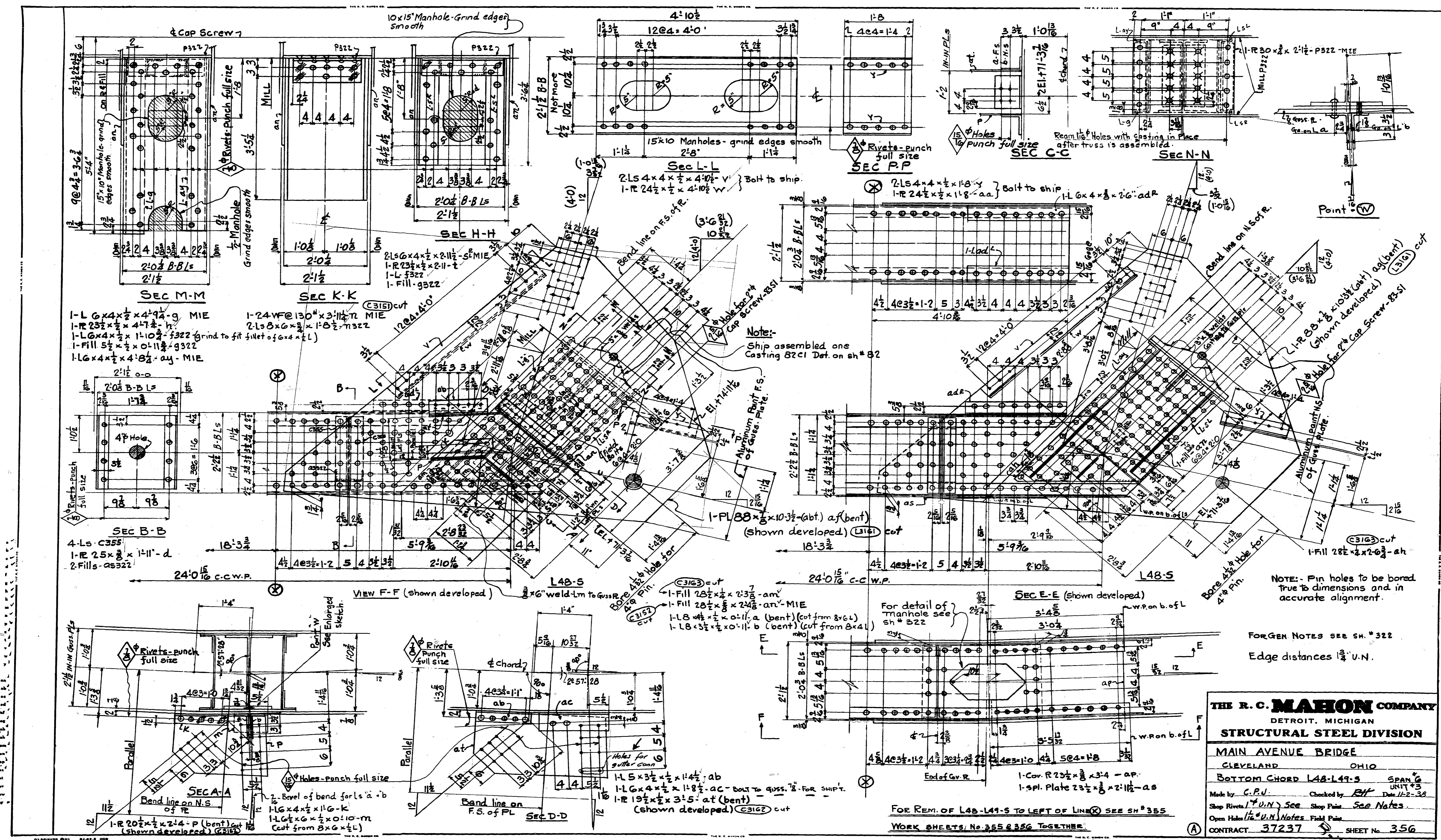
57



**GENERAL NOTES:**  
 Shop Rivets: 1"  
 Open Holes: 1 1/2"  
 All holes sub-punched 1/8" & reamed to 1/8"  
 Field conn. sub-punched 1/8" & reamed to 1/8" with members assembled.  
 Holes in Mat'l. over 1" thk. to be subdrilled 1/8" & reamed to 1/8"  
 Mat'l. & Rive: 0.2% Copper Bearing Steel.  
 Specs: Struct. Steel ASTM A7-36, Riv. Steel ASTM A141-36.  
 Shop Paint:  
 Two (2) coats of zinc chromate.  
 Shop contact surfaces not painted.  
 Surfaces inaccessible after erection (where indicated on shop dwgs) to be given one additional shop coat of aluminum paint.  
 Shop to paint Mark IN near top of member as indicated on dwg.

<b>THE R. C. MAHON COMPANY</b>	
DETROIT, MICHIGAN	
<b>STRUCTURAL STEEL DIVISION</b>	
MAIN AVENUE BRIDGE	
CLEVELAND	OHIO
DIAGONALS	
SPAN #5 NORTH & SOUTH	
SPAN #6 NORTH	
UNIT #3	
Made by: F.E.M.	Checked by: W.H. Date: 12-25-38
Shop Rivets: SEE	Shop Paint: SEE NOTES
Open Holes: 1 1/2" NOTES	Field Paint: SEE NOTES
CONTRACT 37237	SHEET No. 358

**NOTE TO SHOP:**  
 Tack weld loose edges of Fills & Covs.



SEC M-M  
 1-L 6x4x1/2x4-9-g MIE  
 1-R 23 1/2 x 1/2 x 4-7 1/2-h  
 1-L 6x4x1/2 x 1-10 3/4-f322 grind to fit fillet of 6x4x1/2  
 1-Fill 5 1/2 x 1/2 x 0-11 3/4-g322  
 1-L 6x4x1/2 x 4-8 1/2-ay-MIE

SEC B-B  
 4-Ls C355  
 1-R 25 x 8 x 1-11-d  
 2-Fills-g322

SEC K-K  
 1-24 WF@130"x3-11/2 MIE  
 2-Ls 8x6x1/2 x 1-8 1/2-m322

SEC A-A  
 1-R 20 1/2 x 1/2 x 2-4-p (bent) cut  
 (shown developed) (316) cut  
 1-L 6x4x1/2 x 1-16-k  
 1-L 6 1/2 x 6 x 1/2 x 0-10-m  
 Cut from 8x6 x 1/2 L

SEC H-H  
 2-Ls 6x4x1/2 x 2-11 1/2-S MIE  
 1-R 23 1/2 x 1/2 x 2-11-t  
 1-L f322  
 1-Fill-g322

SEC L-L  
 2-Ls 4x4x1/2 x 4-10 1/2-v Bolt to ship  
 1-R 24 1/2 x 1/2 x 4-10 1/2-v

SEC P-P  
 2-Ls 4x4x1/2 x 1-8-v Bolt to ship  
 1-R 24 1/2 x 1/2 x 1-8-aa

SEC E-E (shown developed)  
 1-Cov. R 23 1/2 x 3/8 x 3-4-AP  
 1-SP. Plate 23 1/2 x 3/8 x 2-11-a5

SEC D-D  
 1-L 5 x 3 1/2 x 1/2 x 1-4-ab  
 1-L 6 x 4 x 1/2 x 1-8 1/2-ac-bolt to quess. for ship  
 1-R 19 1/2 x 1/2 x 3-5-at (bent)  
 (shown developed) (316) cut

SEC N-N  
 1-L 6 x 4 x 1/2 x 2-6-adr  
 1-R 8 1/2 x 1/2 x 1-8 1/2-aa (bent)  
 (shown developed) (316) cut

SEC C-C  
 1-L 6 x 4 x 1/2 x 2-6-adr  
 1-R 8 1/2 x 1/2 x 1-8 1/2-aa (bent)  
 (shown developed) (316) cut

SEC G-G  
 1-PL 88 x 8 x 10 3/4-abt. a (bent)  
 (shown developed) (316) cut

SEC F-F (shown developed)  
 1-Fill 28 1/2 x 1/2 x 2-3 1/2-ay  
 1-Fill 28 1/2 x 1/2 x 2-4 1/2-ay-MIE  
 1-LB 4 1/2 x 1/2 x 0-11-a (bent) (cut from 8x6L)  
 1-LB 3 1/2 x 1/2 x 0-11-b (bent) (cut from 8x4L)

SEC Q-Q  
 1-Fill 28 1/2 x 1/2 x 2-6-ah  
 (shown developed) (316) cut

SEC R-R  
 1-Fill 28 1/2 x 1/2 x 2-6-ah  
 (shown developed) (316) cut

SEC S-S  
 1-Fill 28 1/2 x 1/2 x 2-6-ah  
 (shown developed) (316) cut

SEC T-T  
 1-Fill 28 1/2 x 1/2 x 2-6-ah  
 (shown developed) (316) cut

SEC U-U  
 1-Fill 28 1/2 x 1/2 x 2-6-ah  
 (shown developed) (316) cut

SEC V-V  
 1-Fill 28 1/2 x 1/2 x 2-6-ah  
 (shown developed) (316) cut

SEC W-W  
 1-Fill 28 1/2 x 1/2 x 2-6-ah  
 (shown developed) (316) cut

SEC X-X  
 1-Fill 28 1/2 x 1/2 x 2-6-ah  
 (shown developed) (316) cut

SEC Y-Y  
 1-Fill 28 1/2 x 1/2 x 2-6-ah  
 (shown developed) (316) cut

SEC Z-Z  
 1-Fill 28 1/2 x 1/2 x 2-6-ah  
 (shown developed) (316) cut

SEC AA-AA  
 1-Fill 28 1/2 x 1/2 x 2-6-ah  
 (shown developed) (316) cut

SEC BB-BB  
 1-Fill 28 1/2 x 1/2 x 2-6-ah  
 (shown developed) (316) cut

SEC CC-CC  
 1-Fill 28 1/2 x 1/2 x 2-6-ah  
 (shown developed) (316) cut

SEC DD-DD  
 1-Fill 28 1/2 x 1/2 x 2-6-ah  
 (shown developed) (316) cut

SEC EE-EE  
 1-Fill 28 1/2 x 1/2 x 2-6-ah  
 (shown developed) (316) cut

SEC FF-FF  
 1-Fill 28 1/2 x 1/2 x 2-6-ah  
 (shown developed) (316) cut

SEC GG-GG  
 1-Fill 28 1/2 x 1/2 x 2-6-ah  
 (shown developed) (316) cut

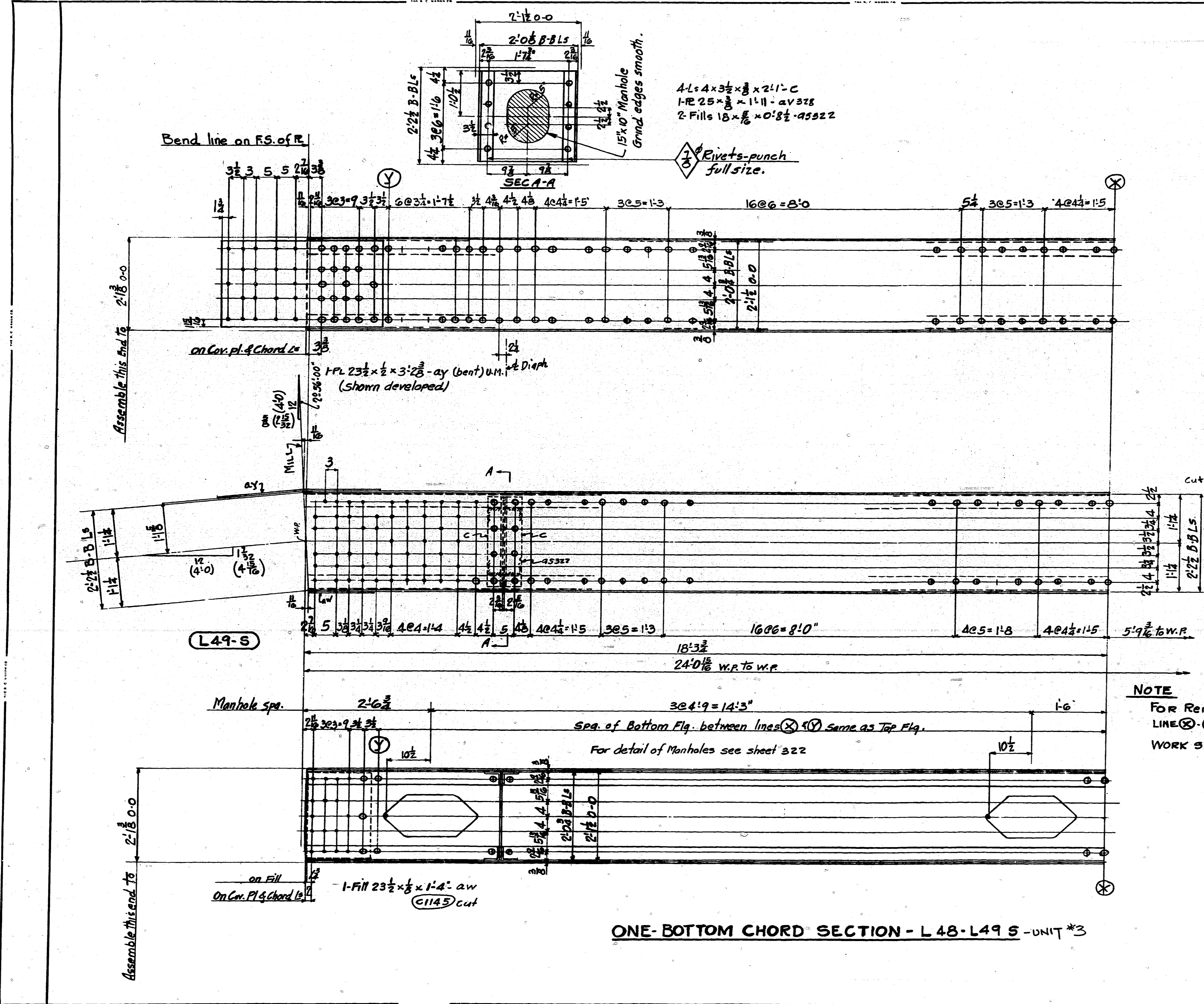
**THE R. C. MAHON COMPANY**  
 DETROIT, MICHIGAN  
**STRUCTURAL STEEL DIVISION**

---

**MAIN AVENUE BRIDGE**  
 CLEVELAND OHIO  
**BOTTOM CHORD L48-L49-S** SPAN 16  
 UNIT #3

Made by C.P.U. Checked by B.H. Date 11-2-39  
 Shop Rivets 1 1/2 U.N. See Shop Plan See Notes  
 Open Holes 1/2 U.N. Notes Field Paint

CONTRACT 37237 SHEET No. 356



4-Ls 4x3 1/2 x 3/8 x 2'-1\"/>

1-R 25 x 3/8 x 1'-11\"/>

2-Fills 18 x 3/8 x 0'-8 1/2 - A5322

Rivets-punch full size.

- MAIN MATERIAL**
- (C3156) 1-Cov. PL 23 1/2 x 3/8 x 23-2 3/8 - Top
  - (C3157) 1-Cov. R 23 1/2 x 3/8 x 21'-2 1/16 - Bott.
  - (L3154) 2-Ls 4 x 4 x 3/8 x 23'-2 3/8 - Top
  - (C3158) 1-R 26 x 3/8 x 25-5 3/8 - F.S. Web (Bent)
  - (C3159) 1-R 26 x 3/8 x 25'-6 3/8 - N.S. Web (Bent)
  - (L3160) 1-L 4 x 4 x 3/8 x 24'-11 1/2 - F.S. Bott. (Bent)
  - (L3160) 1-L 4 x 4 x 3/8 x 25'-0 3/8 - N.S. Bott. (Bent)
- } MIE

**NOTE**

FOR Rem. of L48-L49-5 TO RIGHT OF LINE (X)-(X) see sh# 356

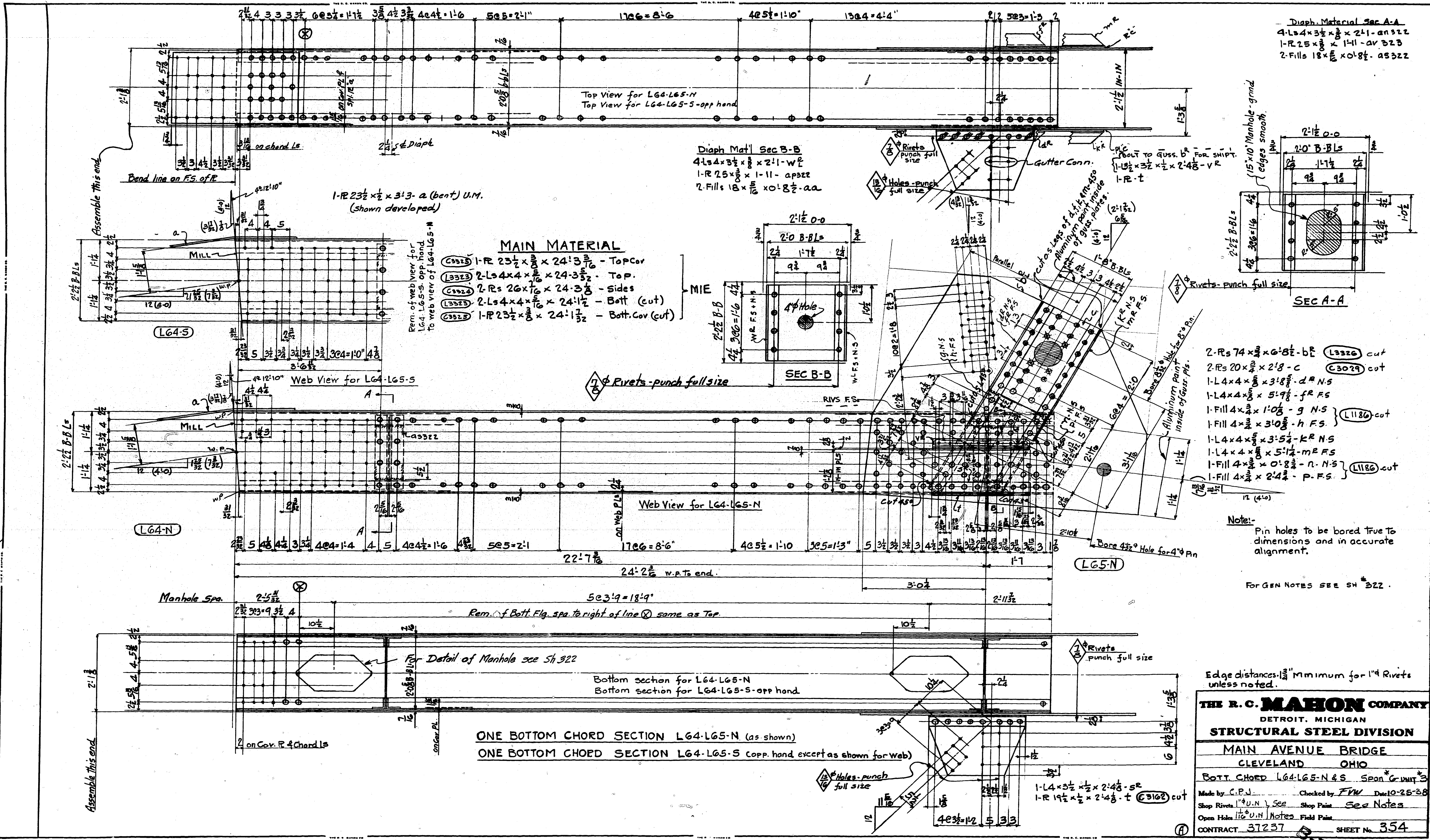
WORK SHEETS 355 & 356 TOGETHER.

For Gen. Notes See sh# 322

Edge distances 1 3/8" U.N.

**ONE-BOTTOM CHORD SECTION - L48-L49-5 - UNIT #3**

<b>THE R. C. MAHON COMPANY</b>	
DETROIT, MICHIGAN	
<b>STRUCTURAL STEEL DIVISION</b>	
MAIN AVENUE BRIDGE	
CLEVELAND, OHIO	
BOTT. CHORD L48-L49-5	SPAN 6
Made by: C.P.V.	Checked by: RH Date: 11-2-38
Shop Rivets: M.U.N. Sec.	Shop Paint: See Notes
Open Holes: U.N. Notes	Field Paint:
CONTRACT 37237	SHEET No. 355



ONE BOTTOM CHORD SECTION L64-L65-N (as shown)  
 ONE BOTTOM CHORD SECTION L64-L65-S opp hand except as shown for Web

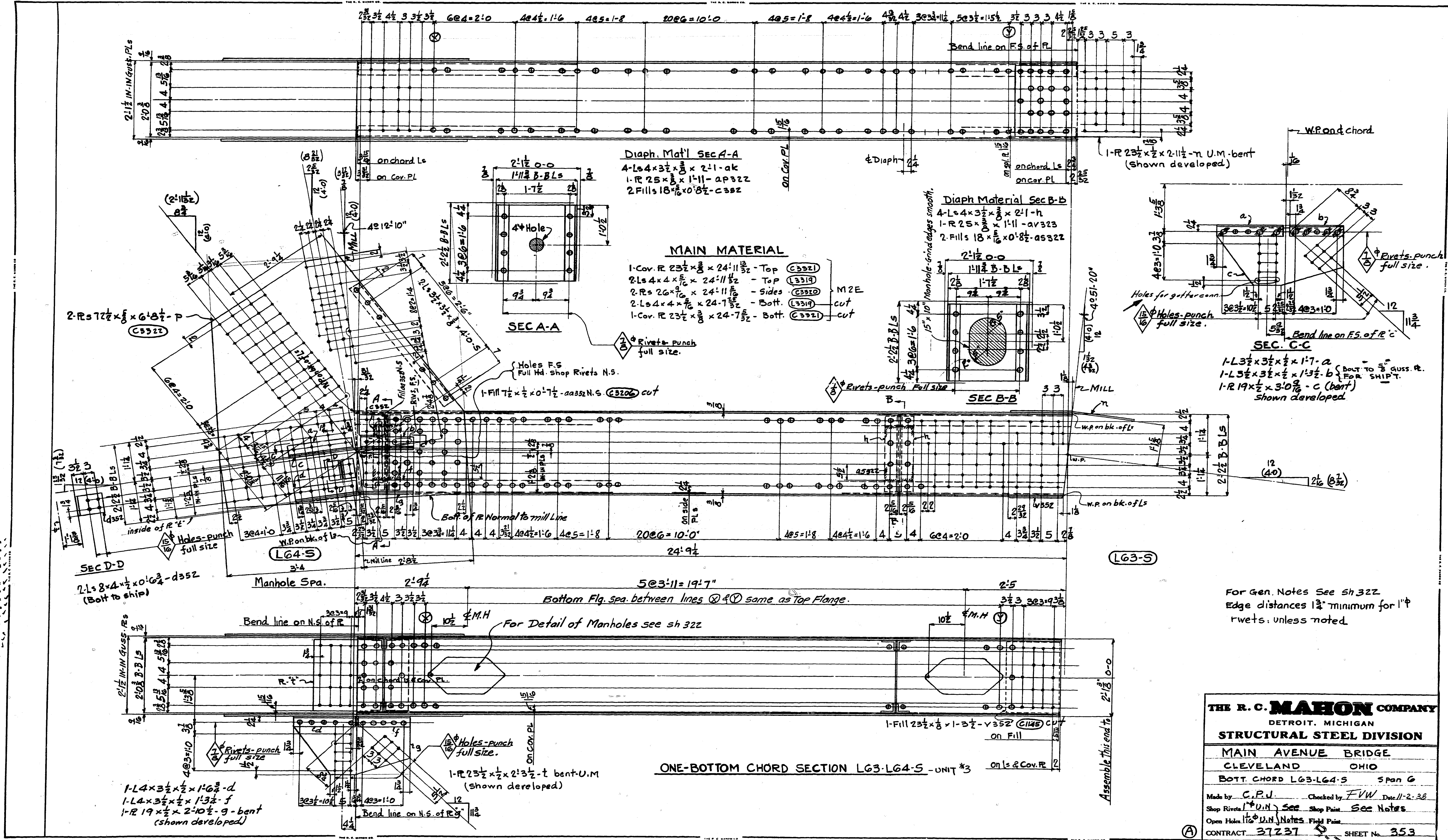
**THE R. C. MAHON COMPANY**  
 DETROIT, MICHIGAN  
**STRUCTURAL STEEL DIVISION**

**MAIN AVENUE BRIDGE**  
 CLEVELAND OHIO

BOTT. CHORD L64-L65-N & S. Span Gr. Unit 3

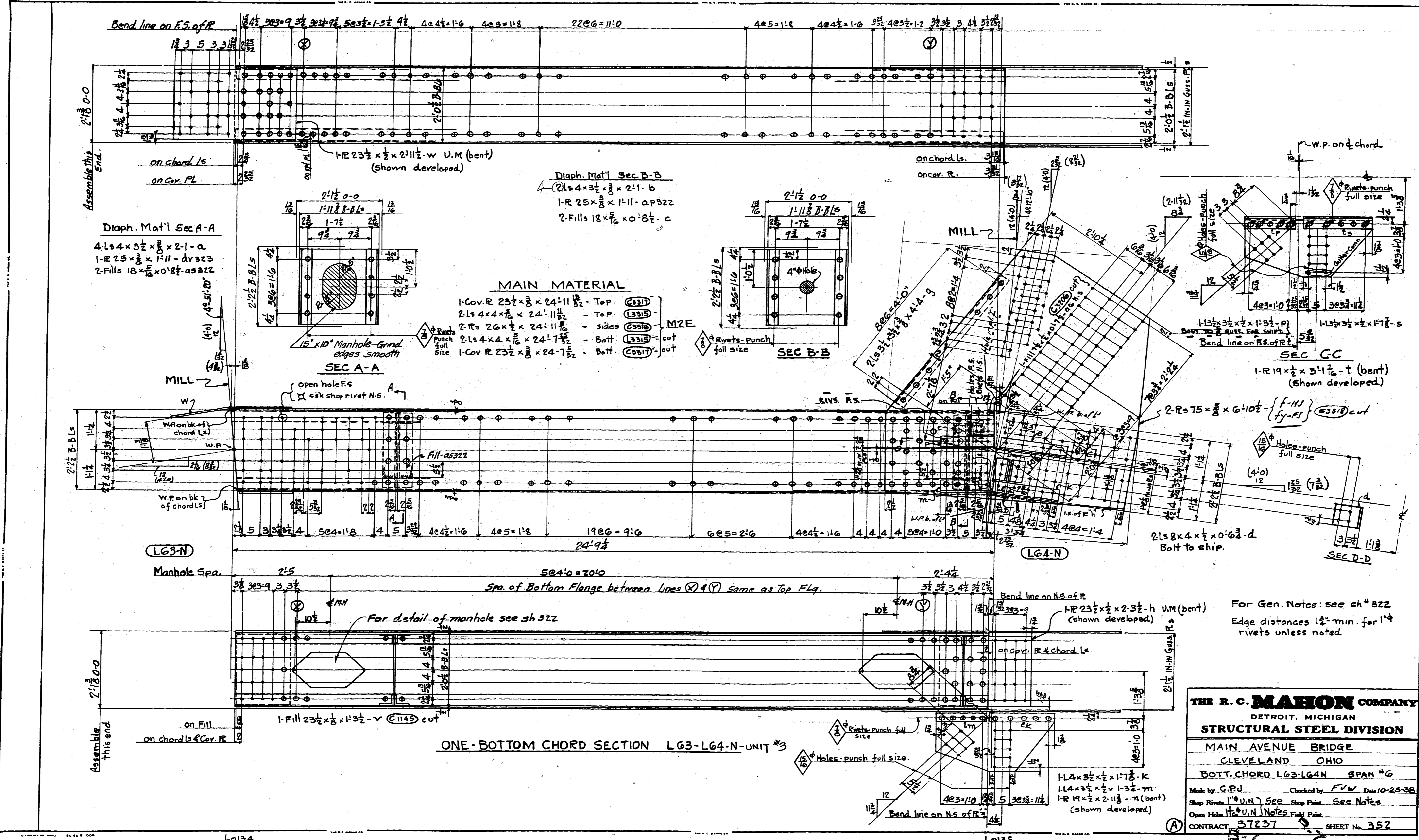
Made by C.P.J. Checked by F.W. Date 10-25-38  
 Shop Rivets 1" U.N. See Shop Paint See Notes  
 Open Holes 1 1/2" U.N. Notes Field Paint

CONTRACT 37237 SHEET No. 354



**THE R. C. MAHON COMPANY**  
 DETROIT, MICHIGAN  
**STRUCTURAL STEEL DIVISION**  
 MAIN AVENUE BRIDGE  
 CLEVELAND OHIO  
 BOTT. CHORD L63-L64-S Span G

Made by C.P.V. Checked by F.V.W. Date 11-2-38  
 Shop Rivets U.N. See Shop Paint See Notes  
 Open Holes U.N. Notes Field Paint  
 CONTRACT 37237 SHEET No. 353

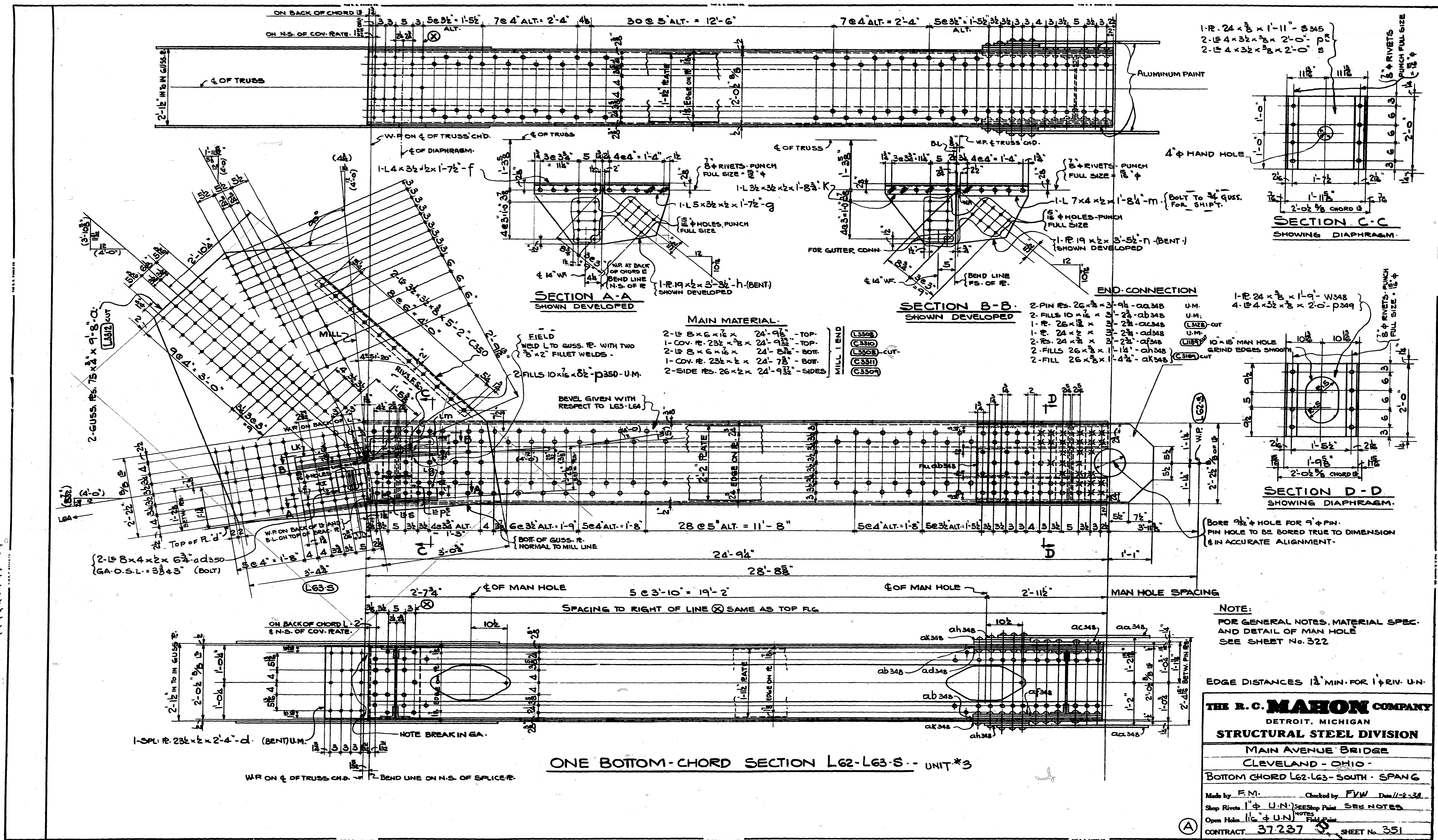


**THE R. C. MAHON COMPANY**  
 DETROIT, MICHIGAN  
**STRUCTURAL STEEL DIVISION**  
 MAIN AVENUE BRIDGE  
 CLEVELAND OHIO  
 BOTT. CHORD LG3-L64N SPAN #6

Made by G.R.J. Checked by F.V.M. Date 10-25-38  
 Shop Rivets U.N. Shop Pairs See Notes  
 Open Holes U.N. Notes Field Pairs

CONTRACT 37237 SHEET No. 352





ONE BOTTOM-CHORD SECTION L62-L63-S - UNIT #3

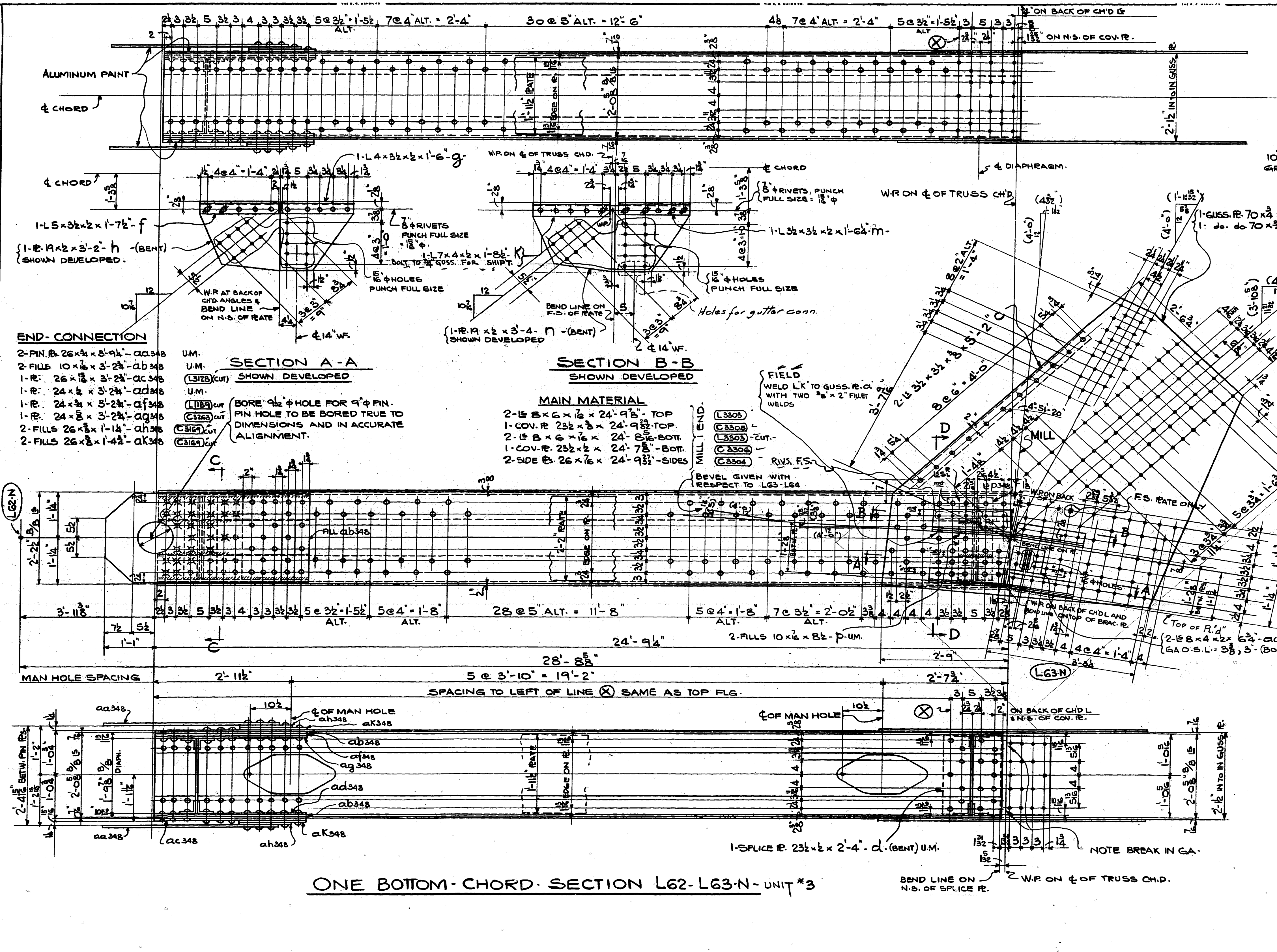
NOTE:  
FOR GENERAL NOTES, MATERIAL SPEC.  
AND DETAIL OF MAN HOLE  
SEE SHEET No. 322

EDGE DISTANCES 1/2" MIN. FOR 1" RIV. UN.

**THE R. C. MAHON COMPANY**  
DETROIT, MICHIGAN  
**STRUCTURAL STEEL DIVISION**

MAIN AVENUE BRIDGE  
CLEVELAND - OHIO -  
BOTTOM CHORD L62-L63-SOUTH SPANG

Made by F.M. Checked by F.V.W. Date 11-2-32  
Shop Rivets 1" φ U.N. SEE SHOP PAINT. SEE NOTES  
Open Holes 1 1/2" φ U.N. SEE NOTES  
CONTRACT 37237 SHEET No. 351



**END CONNECTION**  
 2-PIN PL. 26x4 x 3-9/4 - aa348 U.M.  
 2-FILLS 10x1/2 x 3-2 1/2 - ab348 U.M.  
 1-R. 26x1/2 x 3-2 1/2 - ac348 U.M.  
 1-R. 24x1/2 x 3-2 1/2 - ad348 U.M.  
 1-R. 24x1/2 x 3-2 1/2 - ae348 U.M.  
 2-FILLS 26x1/2 x 1-1/2 - ah348 U.M.  
 2-FILLS 26x1/2 x 1-1/2 - ak348 U.M.

**SECTION A-A**  
 SHOWN DEVELOPED

**SECTION B-B**  
 SHOWN DEVELOPED

**MAIN MATERIAL**  
 2-1/2 8x6 x 1/2 x 24'-9 3/8" - TOP  
 1-COV. R. 23 1/2 x 3 x 24'-9 3/8" - TOP  
 2-1/2 8x6 x 1/2 x 24'-8 1/2" - BOT.  
 1-COV. R. 23 1/2 x 2 x 24'-7 1/2" - BOT.  
 2-SIDE PL. 26x1/2 x 24'-9 3/8" - SIDES

4-1/2 4x3 1/2 x 3/8 x 2'-0" - V348  
 1-R. 24x1/2 x 1'-9" - W348

10x15" HAND HOLE  
 GRIND EDGES SMOOTH

**SECTION C-C**  
 SHOWING DIAPHRAGM

2-1/2 4x3 1/2 x 3/8 x 2'-0" - P348  
 2-1/2 4x3 1/2 x 3/8 x 2'-0" - S1  
 1-R. 24x1/2 x 1'-11" - S345

**SECTION D-D**  
 SHOWING DIAPHRAGM

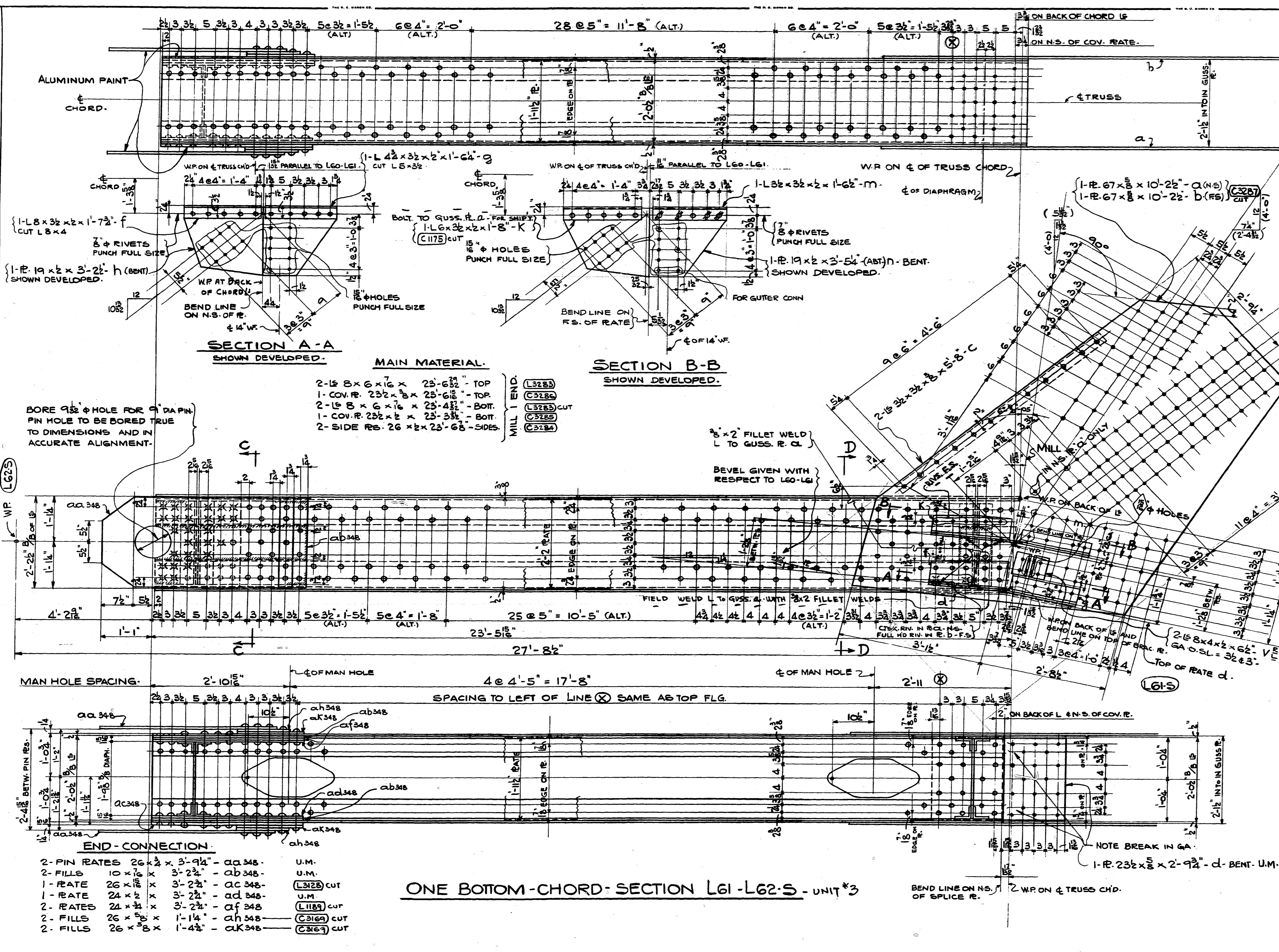
**NOTE:**  
 FOR GENERAL NOTES, MATERIAL SPEC.  
 AND DETAIL OF MAN HOLE  
 SEE SHEET No. 322.

EDGE DISTANCES 1/2" MIN. FOR 1" RIV. U.N.

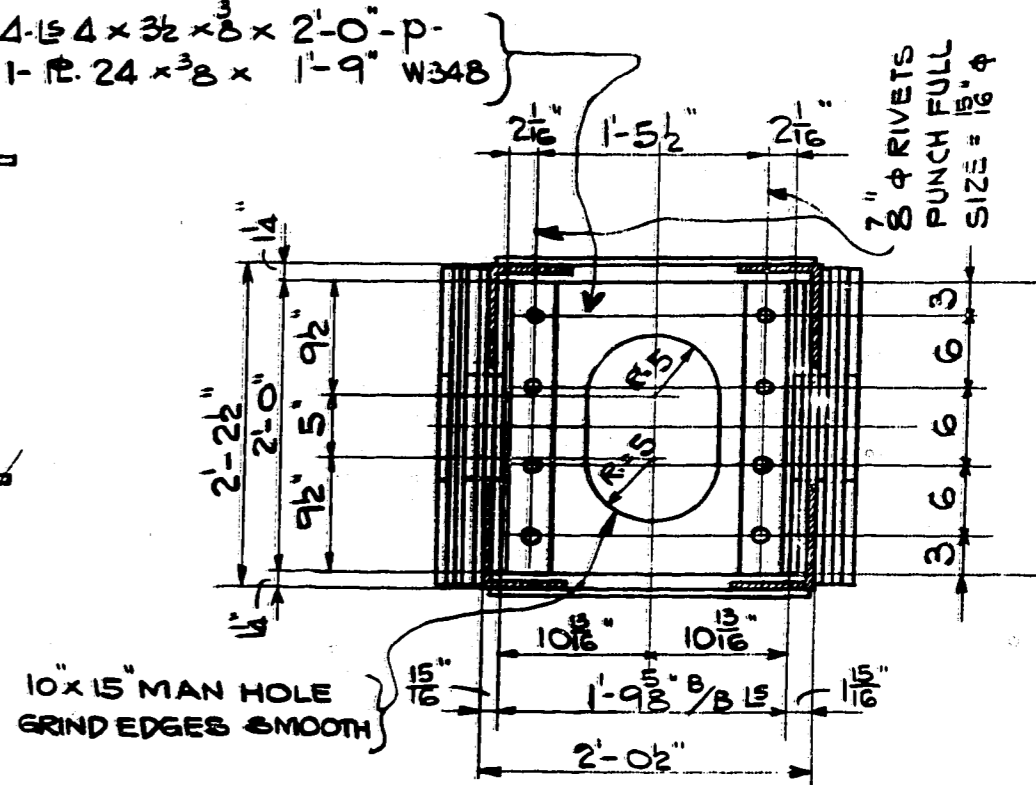
**THE R. C. MAHON COMPANY**  
 DETROIT, MICHIGAN  
**STRUCTURAL STEEL DIVISION**  
 MAIN AVENUE BRIDGE  
 CLEVELAND - OHIO  
 BOTTOM CHORD L62-L63-NORTH-SPANG

Made by: F.M. Checked by: F.W. Date: 11-1-38  
 Shop Rivets: U.N. (SEE Shop Print) SEE NOTES  
 Open Hole: U.N. (SEE Shop Print) SEE NOTES  
 CONTRACT 37237 SHEET No. 350

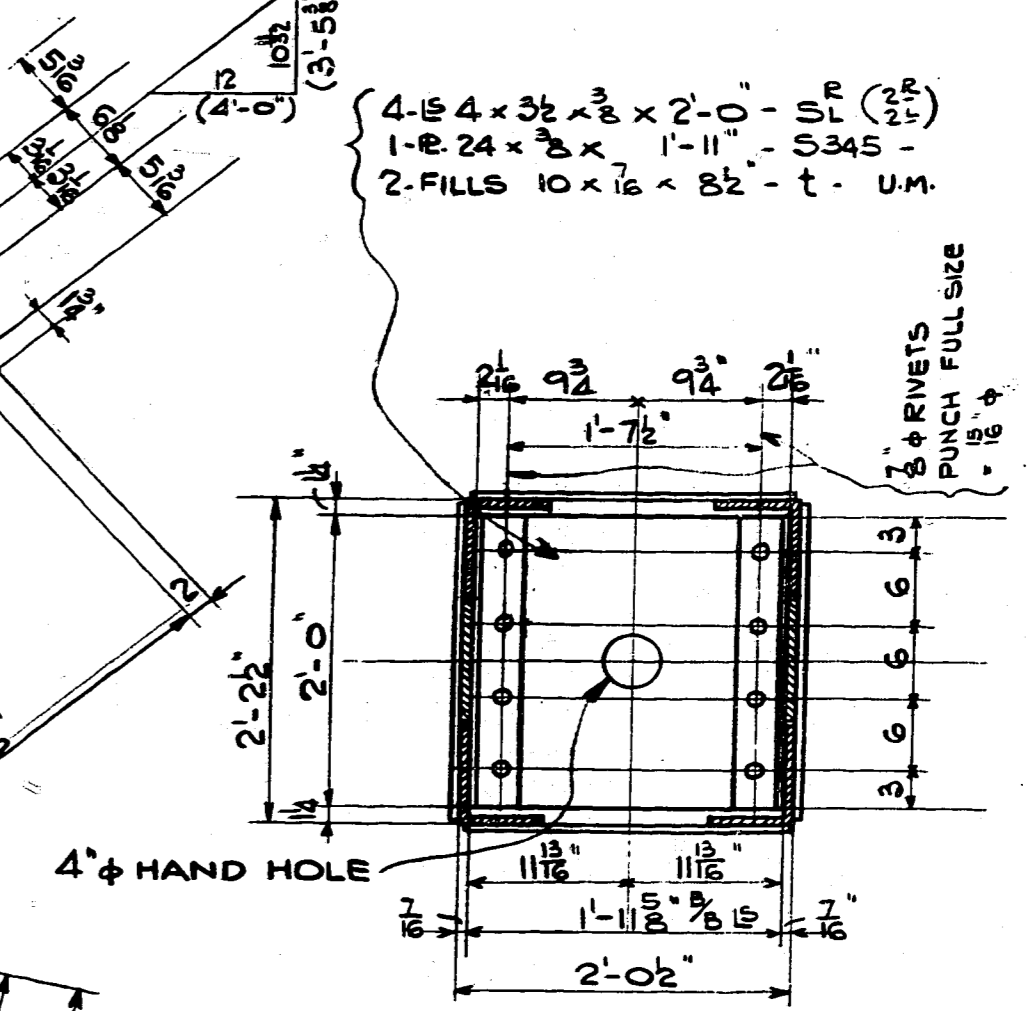
ONE BOTTOM-CHORD SECTION L62-L63-N-UNIT #3



ONE BOTTOM-CHORD SECTION L61-L62-S - UNIT #3



SECTION C-C  
SHOWING DIAPHRAGM

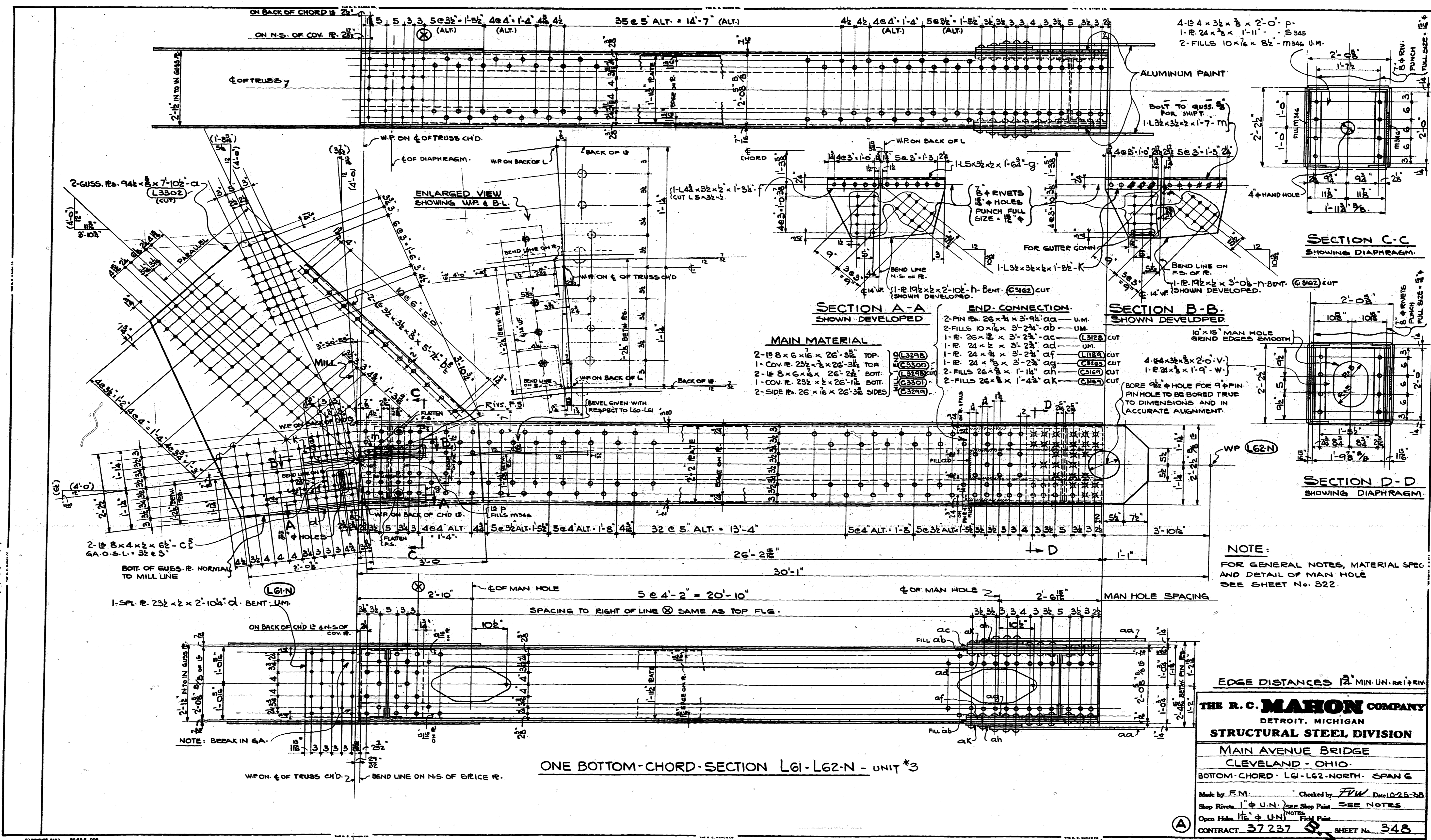


SECTION D-D  
SHOWING DIAPHRAGM

**NOTE:**  
FOR GENERAL NOTES, MATERIAL SPEC. AND DETAIL OF MAN HOLE SEE SHEET No 322.

EDGE DISTANCES 1/4" MIN. FOR 1" RIV. UN.

**THE R. C. MAHON COMPANY**  
DETROIT, MICHIGAN  
**STRUCTURAL STEEL DIVISION**  
MAIN AVENUE BRIDGE  
CLEVELAND - OHIO  
BOTTOM-CHORD L61-L62-SOUTH SPAN 6  
Made by F.M. Checked by F.V.W. Date 11-2-38  
Shop Rivets 1" UN. Shop Paint SEE NOTES  
Open Holes 1 1/2" UN. Notes Field Paint  
CONTRACT 37237 SHEET No 349



ONE BOTTOM-CHORD SECTION L61-L62-N - UNIT #3

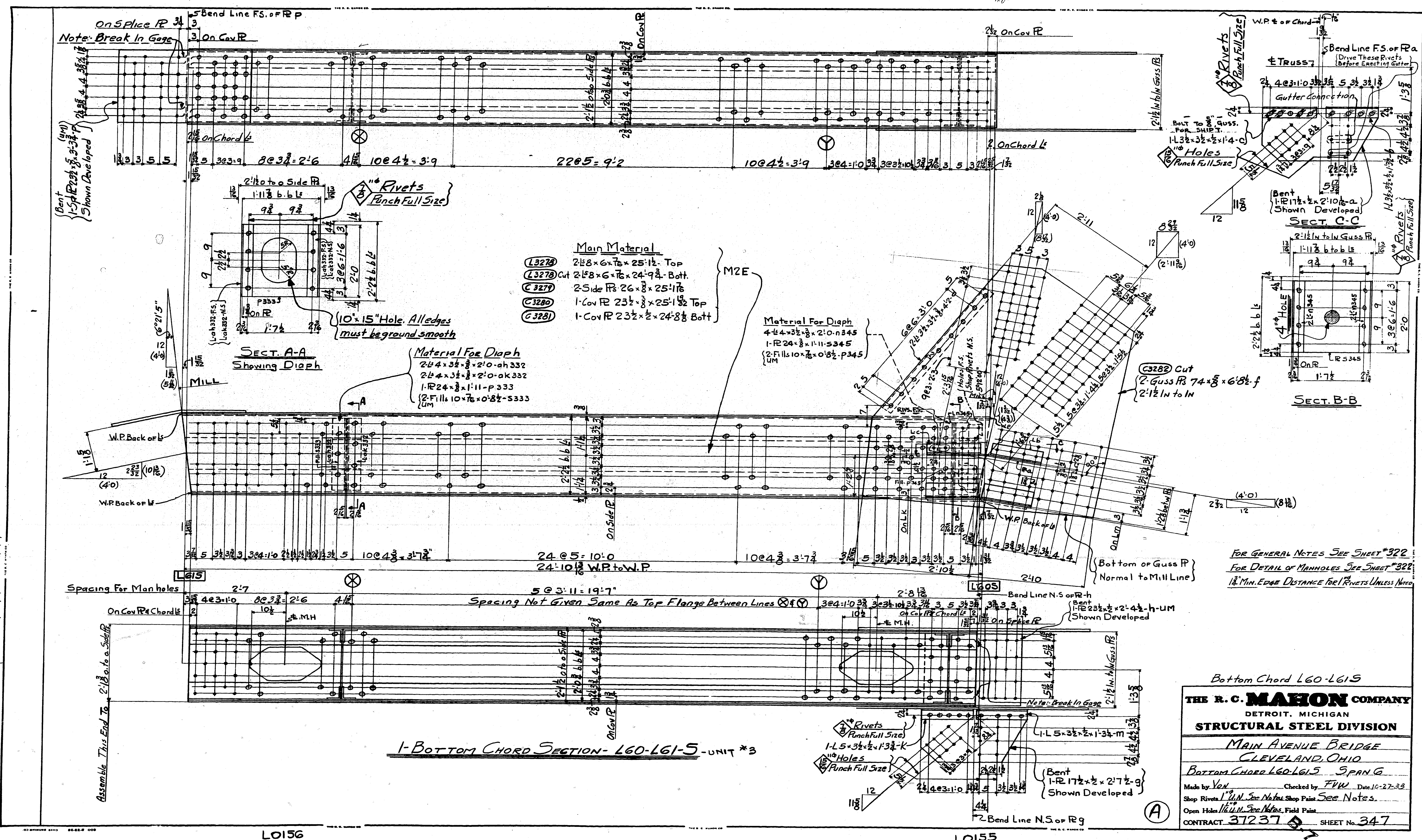
NOTE:  
FOR GENERAL NOTES, MATERIAL SPEC  
AND DETAIL OF MAN HOLE  
SEE SHEET No. 322.

EDGE DISTANCES 1/2" MIN. UN. RIV. & RIV.

**THE R. C. MAHON COMPANY**  
DETROIT, MICHIGAN  
**STRUCTURAL STEEL DIVISION**

MAIN AVENUE BRIDGE  
CLEVELAND - OHIO.  
BOTTOM-CHORD - L61-L62-NORTH - SPAN 6

Made by F.M. Checked by F.W. Date 10-25-38  
Shop Rivets 1" φ U.N. See Shop Print SEE NOTES  
Open Holes 1 1/2" φ U.N. See Shop Print  
CONTRACT 37237 SHEET No. 348



- Main Material**
- (L3278) 2 1/2" x 6" x 7/8" x 25'-1 1/2" Top
  - (L3278) Cut 2 1/2" x 6" x 7/8" x 24'-9 3/4" Bott.
  - (C3279) 2 Side Flgs 2 1/2" x 8" x 25'-1 1/2"
  - (C3280) 1-Cov Flg 2 1/2" x 8" x 25'-1 1/2" Top
  - (C3281) 1-Cov Flg 2 1/2" x 8" x 24'-8 3/4" Bott.

- Material For Diaphragm**
- 2 1/4" x 3 1/2" x 3/8" x 2'-0" ah 332
  - 2 1/4" x 3 1/2" x 3/8" x 2'-0" ak 332
  - 1-R 2 1/4" x 3 1/2" x 1/4" p 333
  - 2-Fills 10" x 7 1/2" x 0" 8 1/2" s 333

- Material For Diaphragm**
- 4 1/4" x 3 1/2" x 3/8" x 2'-0" n 345
  - 1-R 2 1/4" x 3 1/2" x 1/4" s 345
  - 2-Fills 10" x 7 1/2" x 0" 8 1/2" p 345

SECT. A-A  
Showing Diaphragm

SECT. B-B

SECT. C-C

1-BOTTOM CHORD SECTION - L60-L61-5 - UNIT #3

FOR GENERAL NOTES SEE SHEET #322  
FOR DETAIL OF MANHOLES SEE SHEET #322  
1 1/2" MIN. EDGE DISTANCE FOR 1" RIVETS UNLESS NOTED

Bottom Chord L60-L61-5

**THE R. C. MAHON COMPANY**  
DETROIT, MICHIGAN  
**STRUCTURAL STEEL DIVISION**

---

MAIN AVENUE BRIDGE  
CLEVELAND, OHIO

---

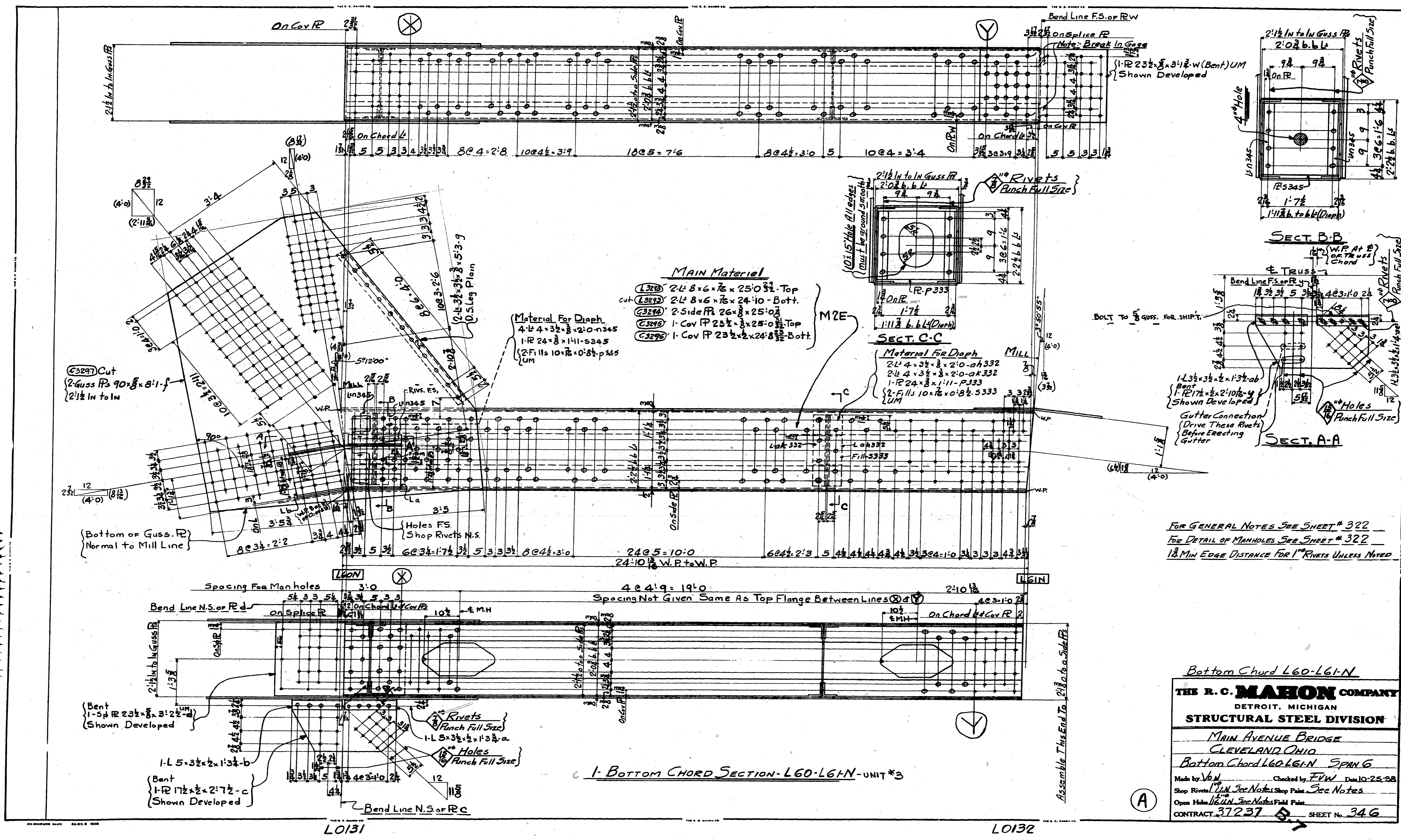
Bottom Chord L60-L61-5 SPAN G

Made by Vex Checked by F.W. Date 10-27-33  
Shop Rivets 1" UN. See Notes Shop Paint See Notes.  
Open Holes 1 1/2" UN. See Notes Field Paint

CONTRACT 37237 SHEET No. 347

L0156

L0155



Bottom Chord L60-L61-N

**THE R. C. MAHON COMPANY**  
 DETROIT, MICHIGAN  
**STRUCTURAL STEEL DIVISION**

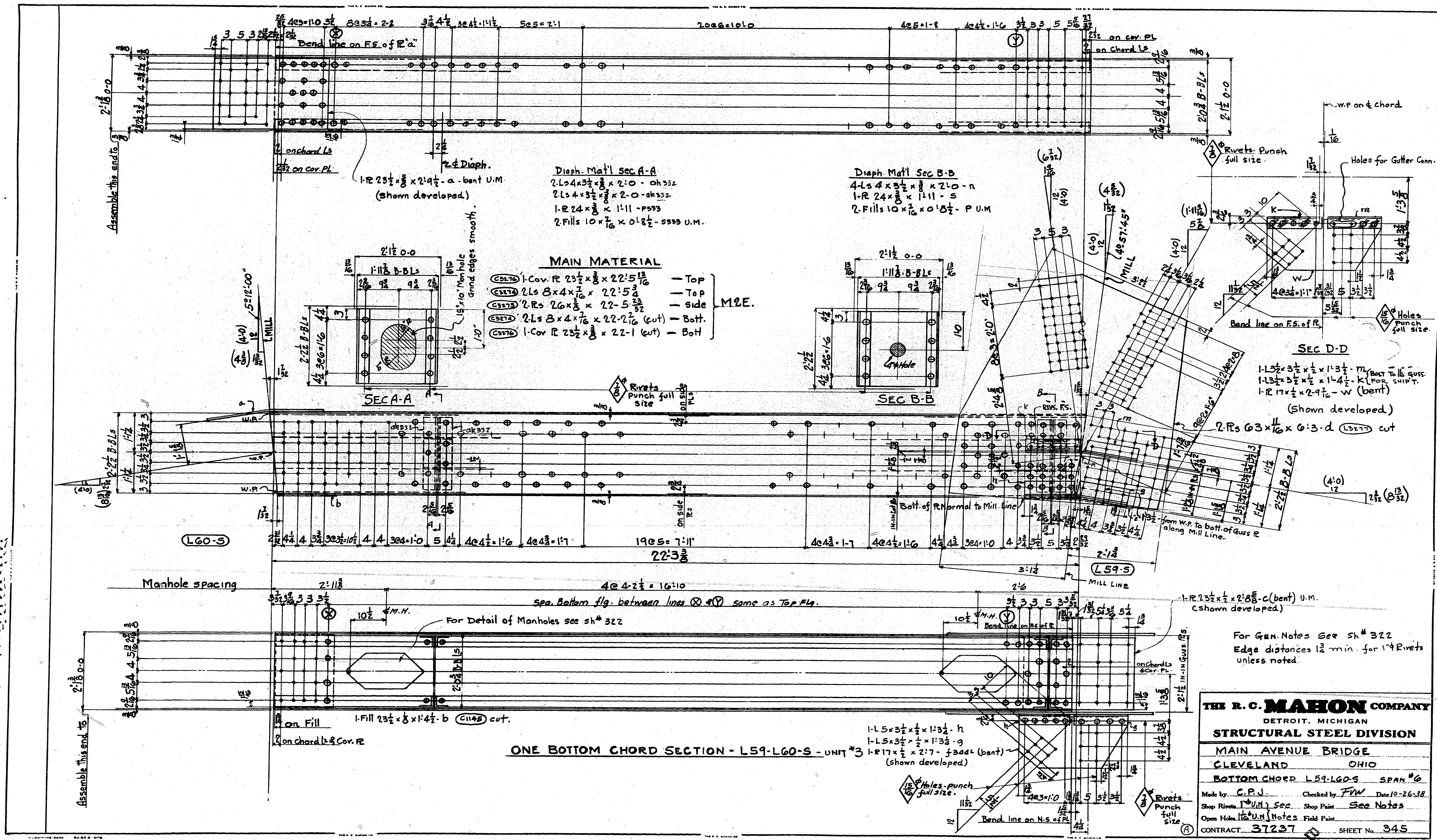
MAIN AVENUE BRIDGE  
 CLEVELAND, OHIO  
 Bottom Chord L60-L61-N SPAN 6

Made by V.G.N. Checked by F.W. Date 10-25-38  
 Shop Rivets L.G.N. See Notes Shop Paint See Notes  
 Open Holes L.G.N. See Notes Field Paint

CONTRACT 37237 SHEET No. 346

L0131

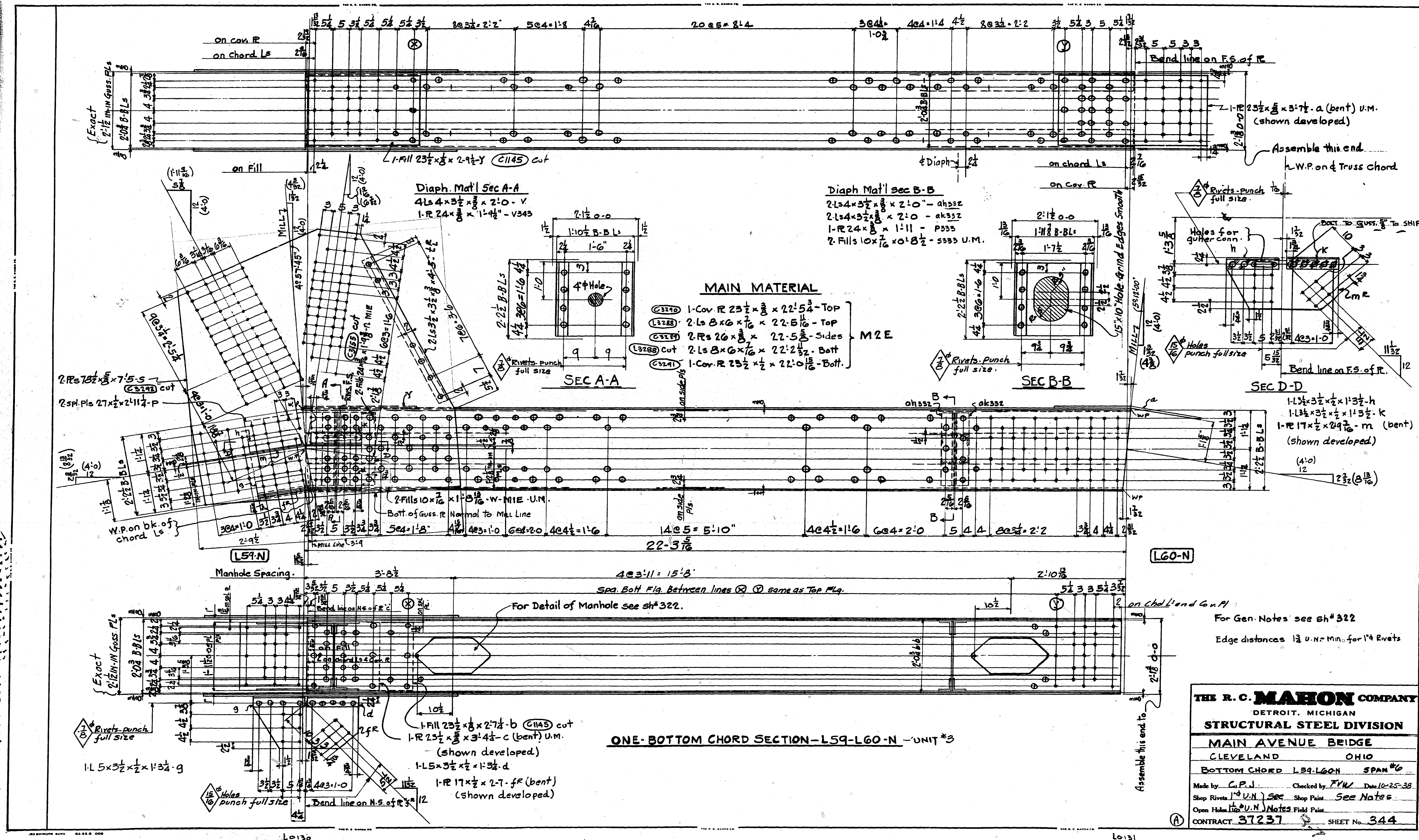
L0132



**THE R. C. MAHON COMPANY**  
 DETROIT, MICHIGAN  
**STRUCTURAL STEEL DIVISION**  
 MAIN AVENUE BRIDGE  
 CLEVELAND OHIO  
 BOTTOM CHORD L59-L60-S SPAN #6  
 Made by C.P.J. Checked by F.W. Date 10-26-38  
 Shop Rivets 1" UN Sec Shop Paint See Notes  
 Open Holes 1 1/2 UN Notes Field Paint  
 CONTRACT 37237 SHEET No 345

Lo155

Lo154

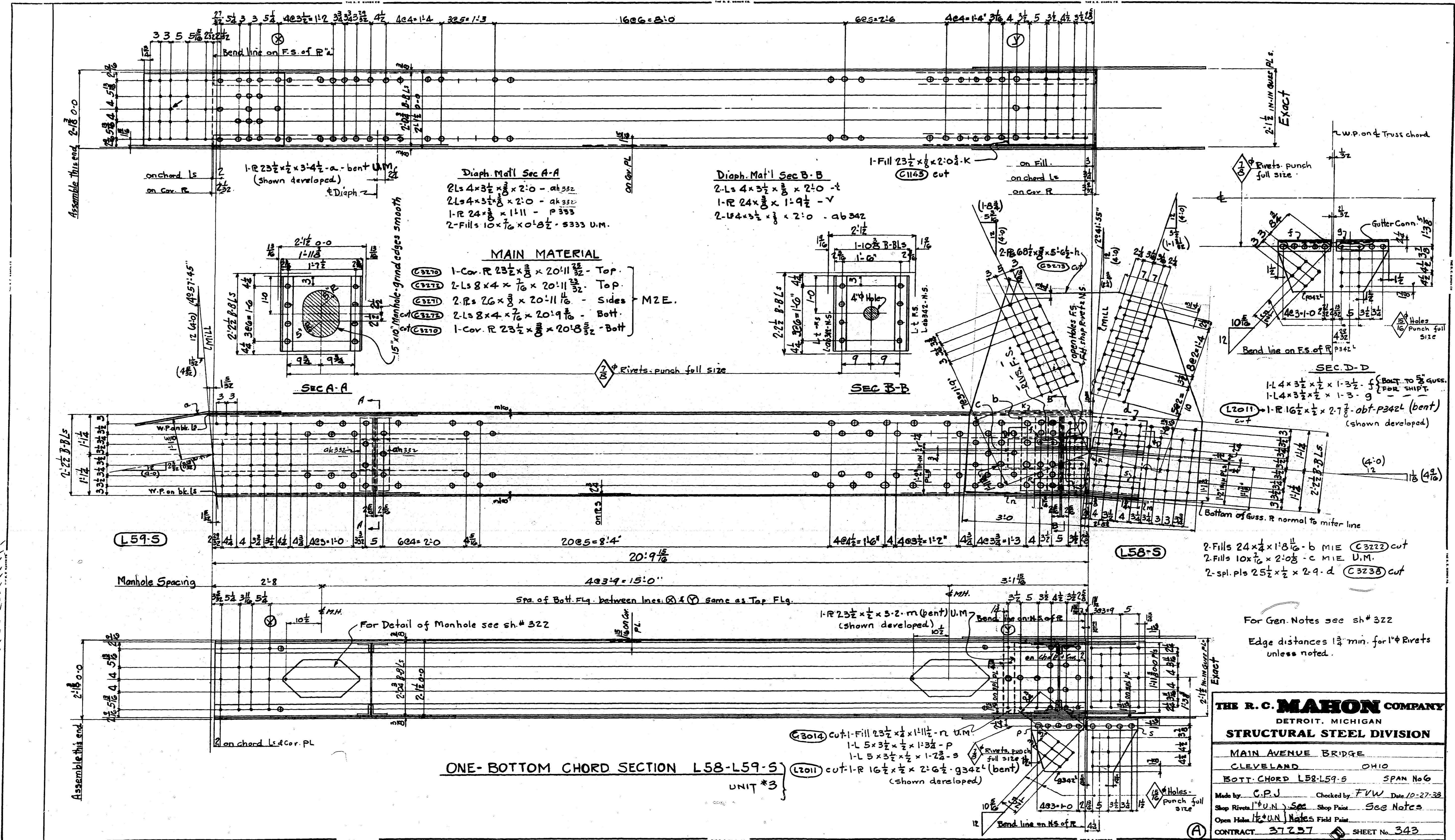


**THE R. C. MAHON COMPANY**  
 DETROIT, MICHIGAN  
**STRUCTURAL STEEL DIVISION**  
 MAIN AVENUE BRIDGE  
 CLEVELAND OHIO  
 BOTTOM CHORD L59-L60-N SPAN #6  
 Made by C.P.J. Checked by F.Y.W. Date 10-25-38  
 Shop Rivets 1 1/4" U.N. See Shop Print See Notes  
 Open Holes 1 1/4" U.N. Notes Field Print  
 CONTRACT 37237 SHEET No. 344

L0130

L0131





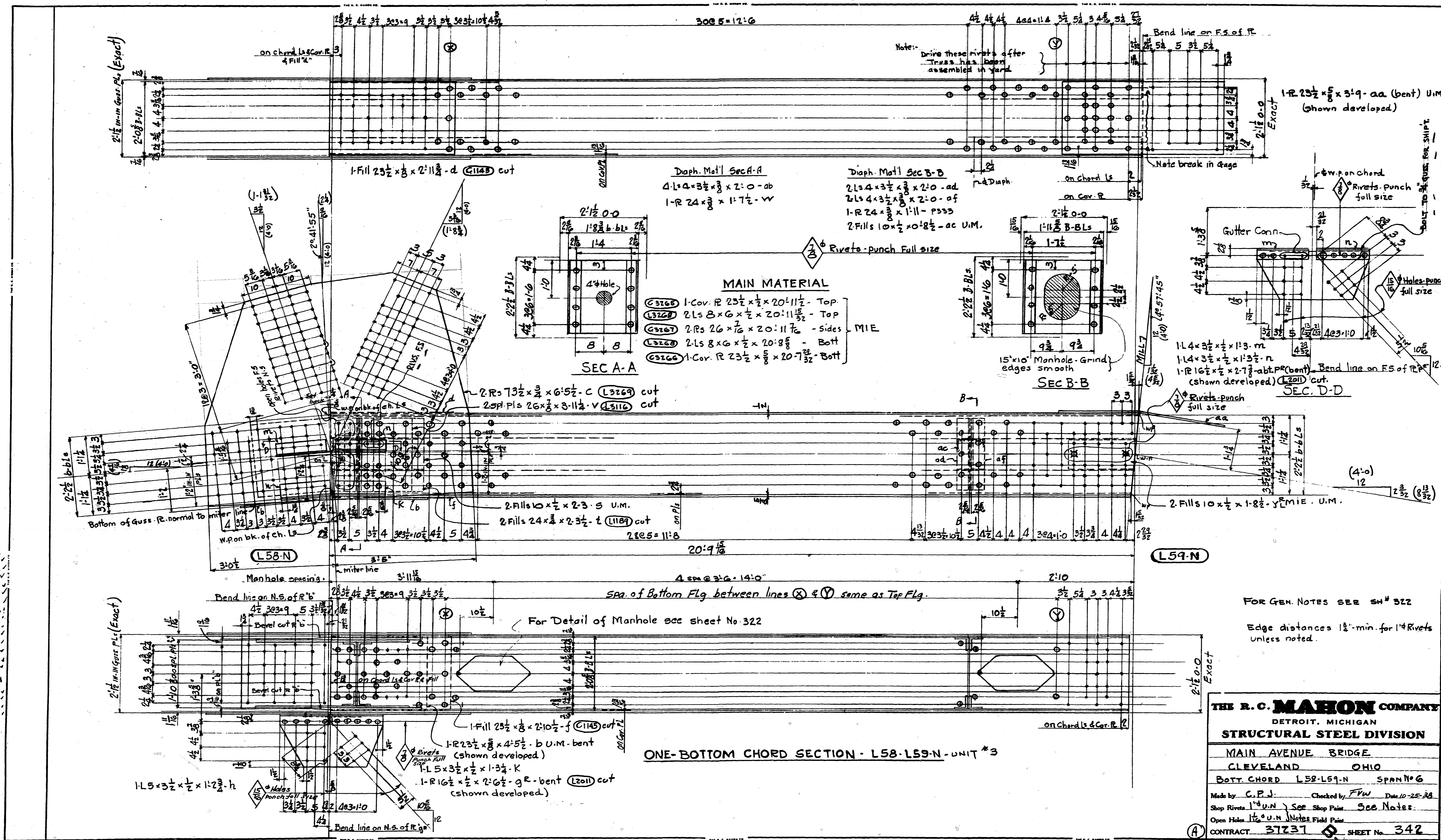
**THE R. C. MAHON COMPANY**  
 DETROIT, MICHIGAN  
**STRUCTURAL STEEL DIVISION**

MAIN AVENUE BRIDGE  
 CLEVELAND OHIO  
 BOTTOM CHORD L58-L59-S SPAN No 6

Made by: C.P.J. Checked by: F.V.W. Date: 10-27-38  
 Shop Rivets: (P.U.N.) Shop Paint: See Notes  
 Open Holes: (P.U.N.) Notes: Field Print  
 CONTRACT: 37257 SHEET No: 343

L0154

L0163

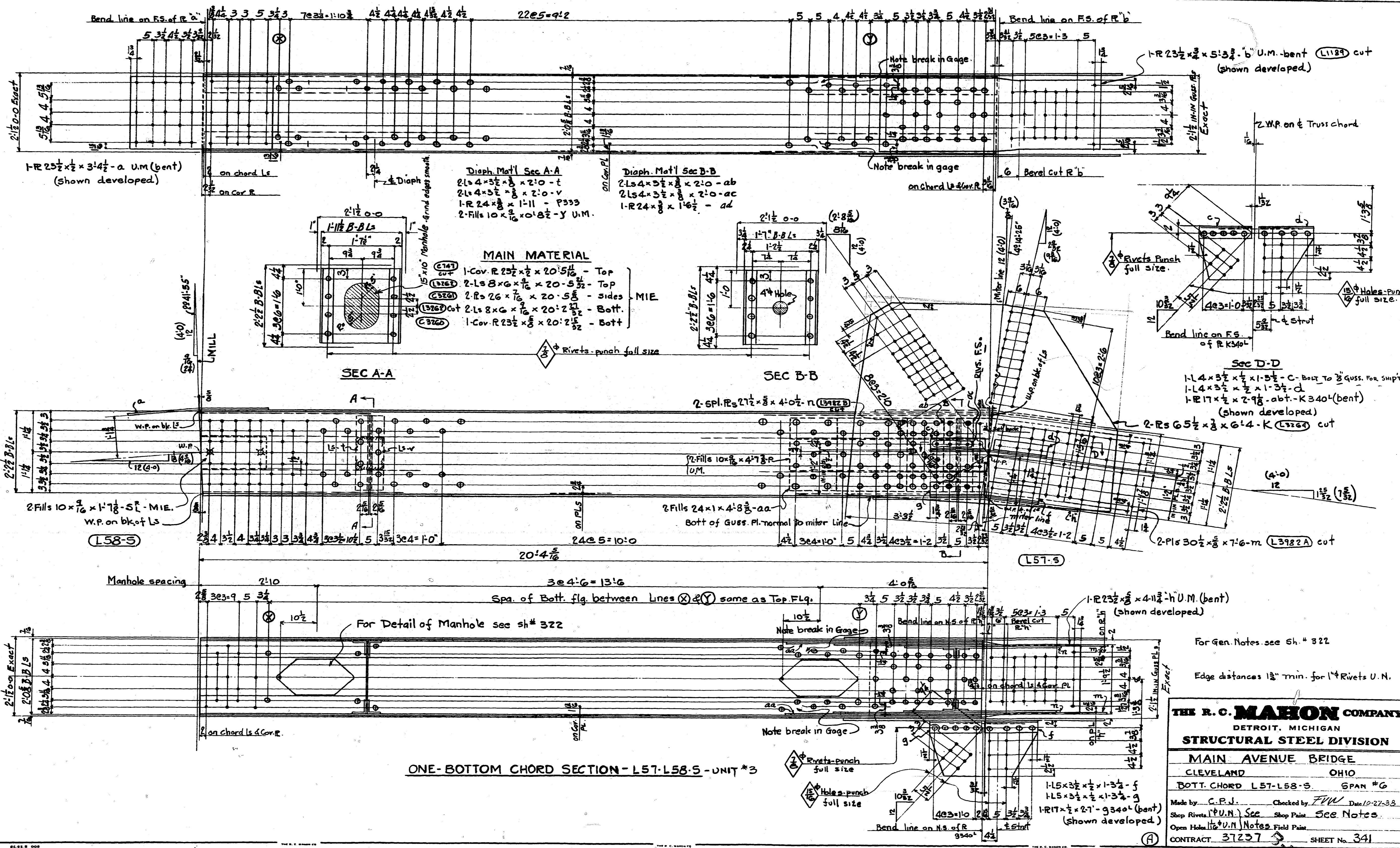


ONE-BOTTOM CHORD SECTION - L58-L59-N-UNIT #3

**THE R. C. MAHON COMPANY**  
 DETROIT, MICHIGAN  
**STRUCTURAL STEEL DIVISION**  
 MAIN AVENUE BRIDGE  
 CLEVELAND OHIO  
 BOTT. CHORD L58-L59-N SPAN#6  
 Made by C.P.J. Checked by F.W. Date 10-28-28  
 Shop Rivets 1" U.N. See Shop Print See Notes.  
 Open Holes 1 1/2" U.N. Notes Field Print  
 CONTRACT 37237 SHEET No 342

L0129

L0130



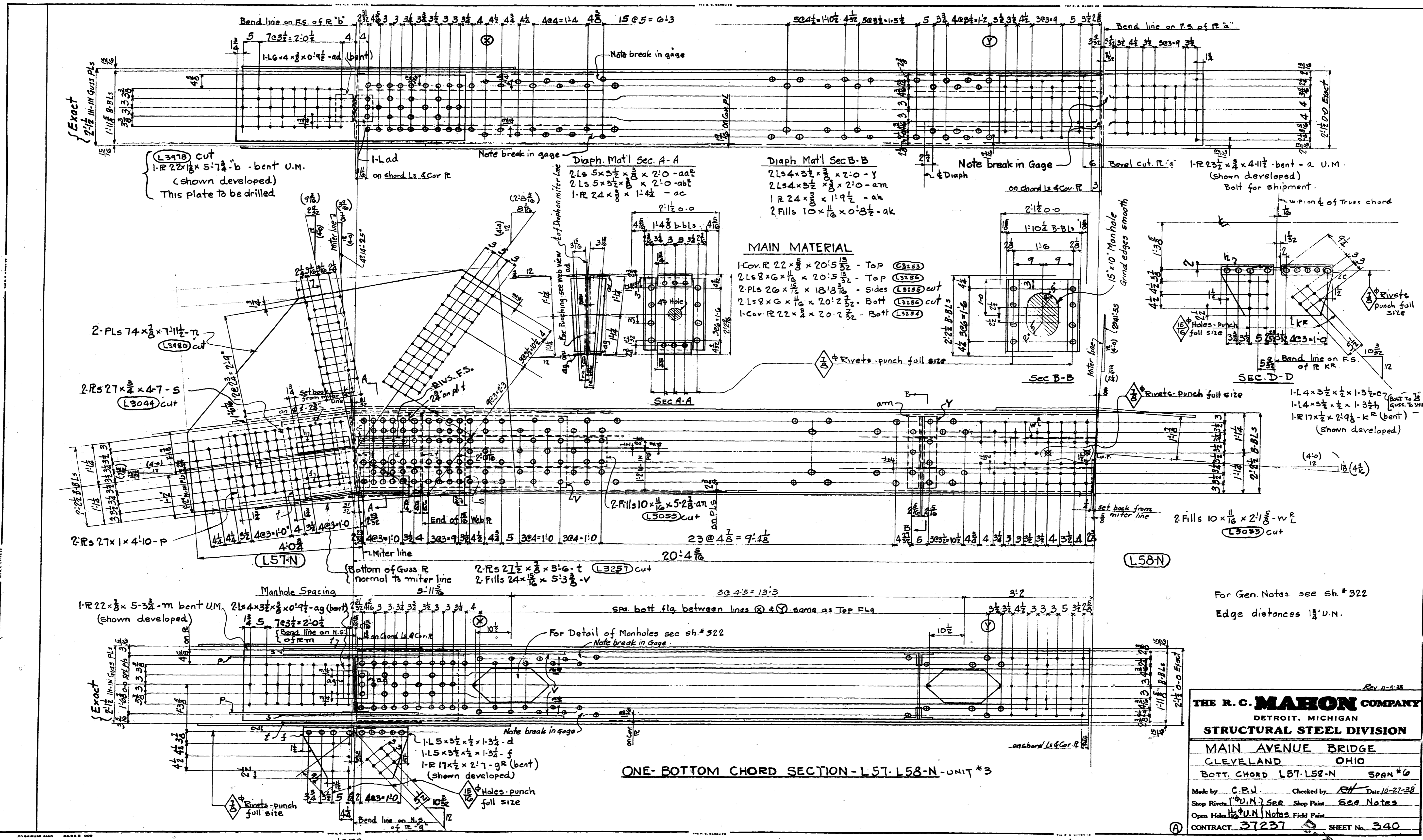
**THE R. C. MAHON COMPANY**  
 DETROIT, MICHIGAN  
**STRUCTURAL STEEL DIVISION**  
 MAIN AVENUE BRIDGE  
 CLEVELAND OHIO  
 BOTT. CHORD L57-L58-S SPAN #6

Made by: C.P.J. Checked by: F.W. Due 10-27-33  
 Shop Rivets (P.U.N.) See Shop Print. See Notes.  
 Open Holes (U.N.) Notes Field Print.

CONTRACT 37237 SHEET No. 341

10153

10152



**MAIN MATERIAL**

- 1 Cov. R 22 x 8 x 20 5/8 - Top (L3253)
- 2 Ls 8 x 6 x 1/2 x 20 5/8 - Top (L3250)
- 2 Pls 26 x 1/2 x 18 1/2 - Sides (L3258) cut
- 2 Ls 8 x 6 x 1/2 x 20 5/8 - Bottom (L3250) cut
- 1 Cov. R 22 x 8 x 20 7/8 - Bottom (L3254)

**ONE-BOTTOM CHORD SECTION-L57-L58-N-UNIT \*3**

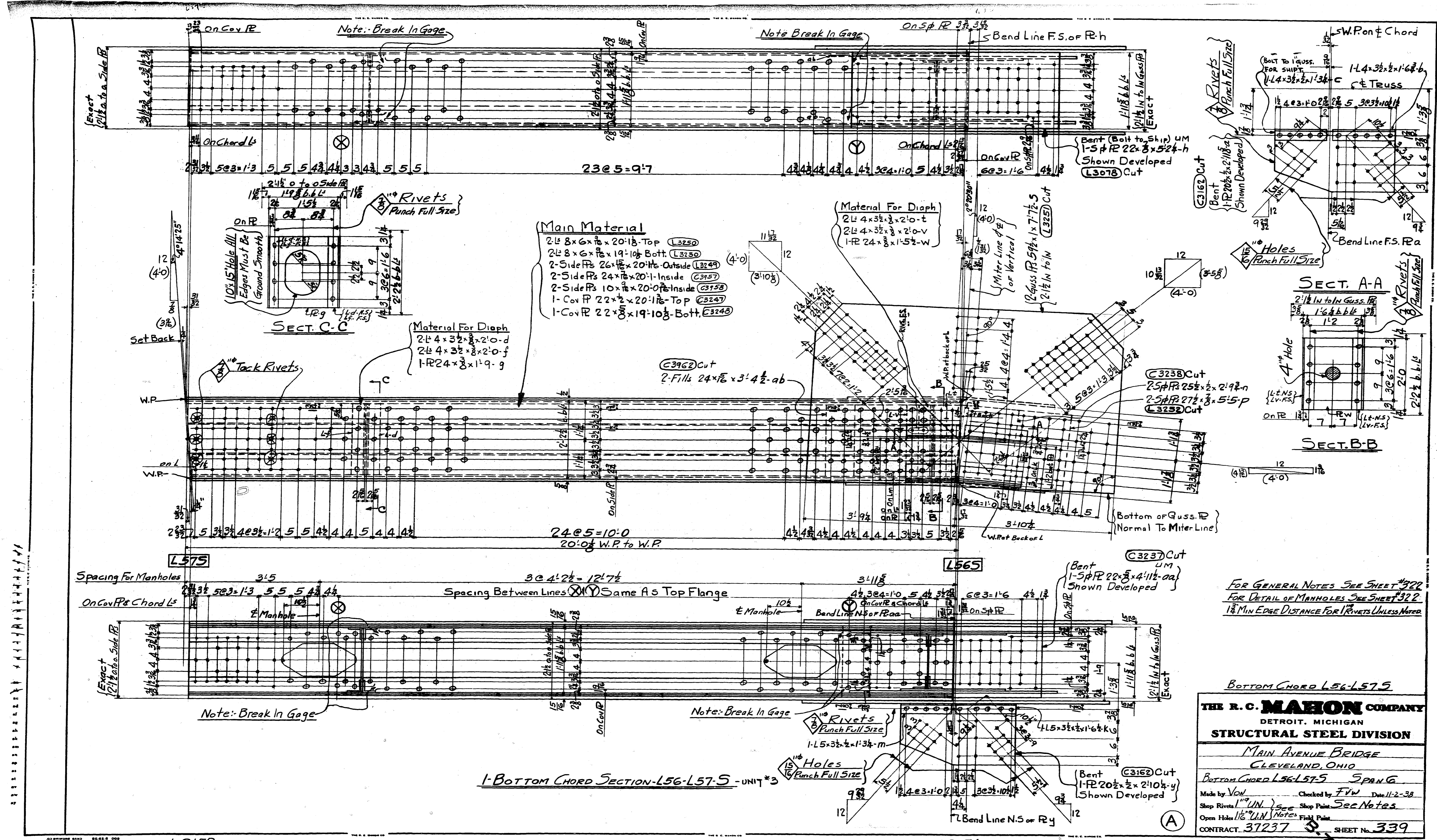
Rev. 11-5-38

**THE R. C. MAHON COMPANY**  
 DETROIT, MICHIGAN  
**STRUCTURAL STEEL DIVISION**

**MAIN AVENUE BRIDGE**  
 CLEVELAND OHIO  
 BOTT. CHORD L57-L58-N SPAN #6

Made by C.P.W. Checked by R.H. Date 10-27-38  
 Shop Rivets 1/2" U.N. See Shop Paint See Notes  
 Open Holes 1/2" U.N. Notes, Field Paint

(A) CONTRACT 37237 SHEET No. 340



FOR GENERAL NOTES SEE SHEET #322  
 FOR DETAIL OF MANHOLES SEE SHEET #322  
 1 $\frac{1}{2}$ " MIN EDGE DISTANCE FOR RIVETS UNLESS NOTED

BOTTOM CHORD L56-L57.5

**THE R. C. MAHON COMPANY**  
 DETROIT, MICHIGAN  
**STRUCTURAL STEEL DIVISION**

MAIN AVENUE BRIDGE  
 CLEVELAND, OHIO

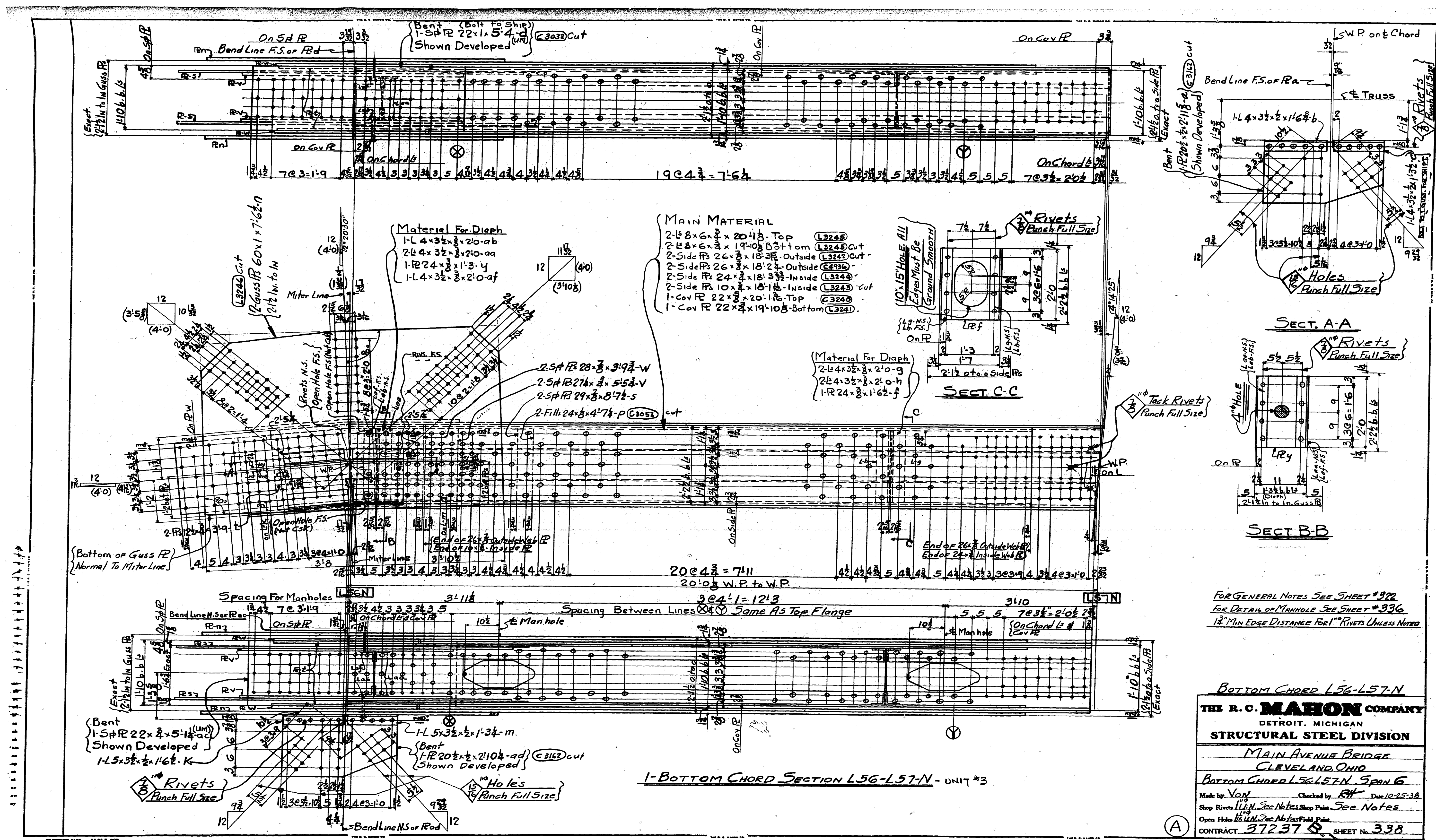
BOTTOM CHORD L56-L57.5 SPANG

Made by *YON* Checked by *FW* Date 11-2-38  
 Shop Rivets 1 $\frac{1}{16}$ " UN. See Shop Plans Sec Notes  
 Open Holes 1 $\frac{1}{16}$ " UN. Notes Field Plans

CONTRACT 31237 SHEET No. 339

L0152

L0151



**BOTTOM CHORD L56-L57-N**

**THE R. C. MAHON COMPANY**  
 DETROIT, MICHIGAN  
**STRUCTURAL STEEL DIVISION**

MAIN AVENUE BRIDGE  
 CLEVELAND, OHIO

BOTTOM CHORD L56-L57-N SPAN 6

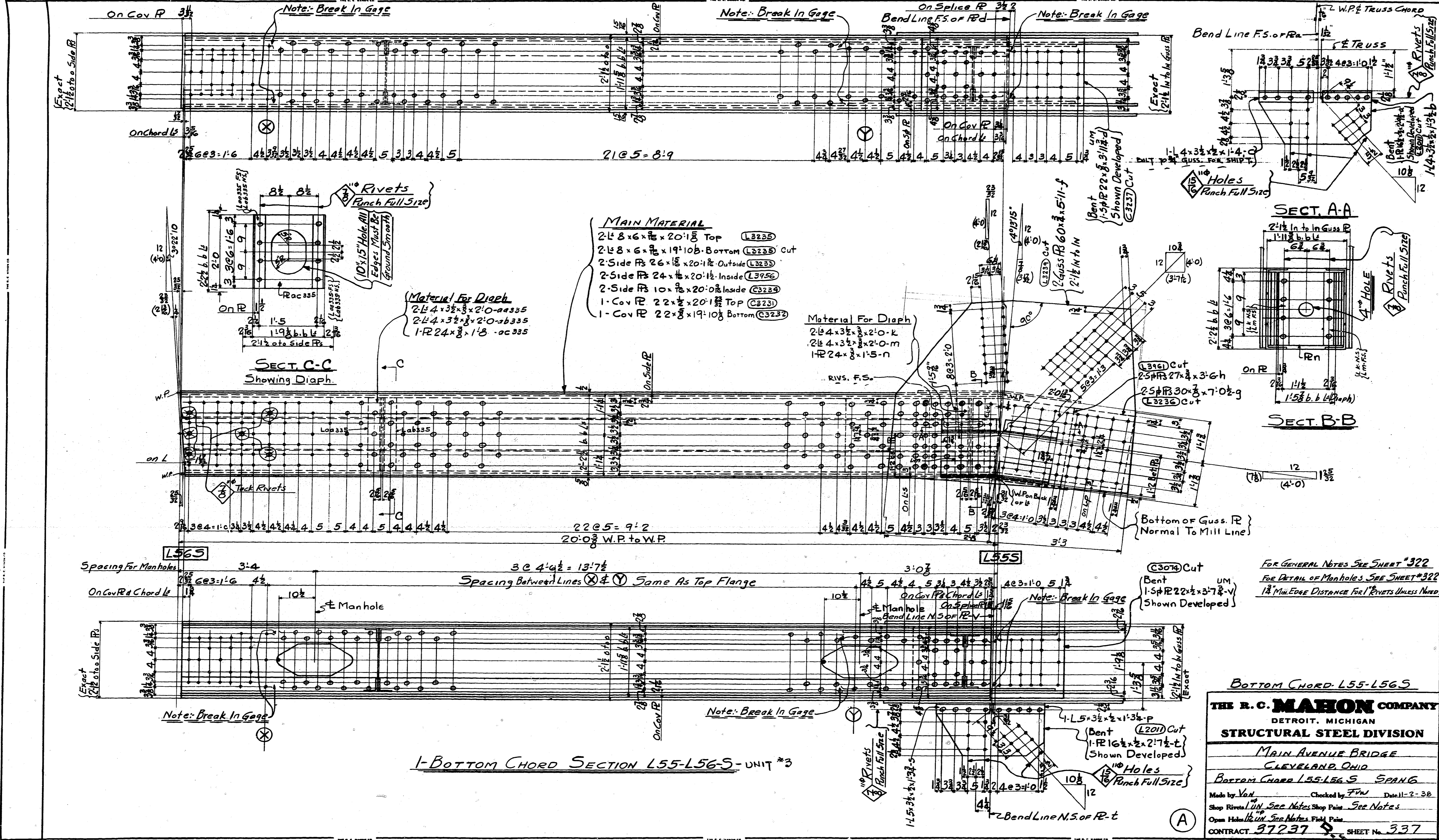
Made by Van Checked by RW Date 10-25-38  
 Shop Rivets W.M.N. See Notes Shop Paint See Notes  
 Open Holes W.M.N. See Notes Field Paint

CONTRACT 37237 SHEET No. 338

**1-BOTTOM CHORD SECTION L56-L57-N - UNIT #3**

L0127

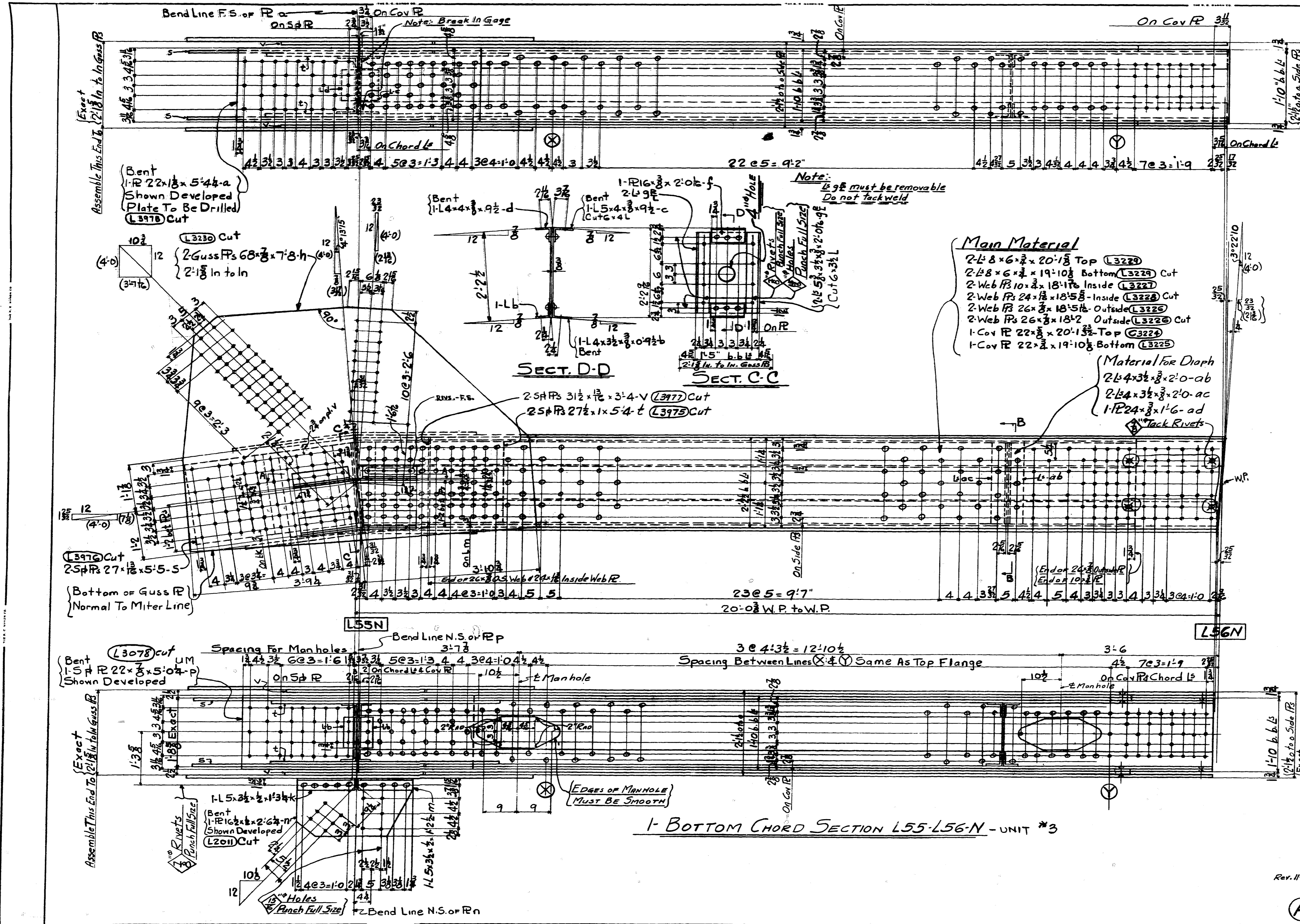
L0128



L0151

L0150

B-7



Bent  
1- $22 \times 18 \times 5 \frac{1}{4}$ -a  
Shown Developed  
(L3970) Cut

(L3230) Cut  
2-Guss FRs  $68 \times 7 \frac{1}{2} \times 7 \frac{1}{2}$ -h (4-0)  
2- $1 \frac{1}{8}$  in to in

2-5 FRs  $3 \frac{1}{2} \times 1 \frac{1}{2} \times 3 \frac{1}{4}$ -v (L3971) Cut  
2-5 FRs  $27 \frac{1}{2} \times 1 \times 5 \frac{1}{4}$ -t (L3973) Cut

**Main Material**  
 2-L  $8 \times 6 \times 2 \times 20 \frac{1}{8}$  Top (L3228)  
 2-L  $8 \times 6 \times 2 \times 19 \frac{1}{8}$  Bottom (L3229) Cut  
 2-Web FRs  $10 \times 2 \times 18 \frac{1}{8}$  Inside (L3227)  
 2-Web FRs  $24 \times 2 \times 18 \frac{1}{8}$  -Inside (L3228) Cut  
 2-Web FRs  $26 \times 2 \times 18 \frac{1}{8}$  -Outside (L3229) Cut  
 1-Cov FR  $22 \times 2 \times 20 \frac{1}{8}$  -Top (L3228)  
 1-Cov FR  $22 \times 2 \times 19 \frac{1}{8}$  Bottom (L3229)

**Material for Diaph**  
 2-L  $4 \times 3 \frac{1}{2} \times 2 \frac{1}{8} \times 2 \frac{1}{8}$ -ab  
 2-L  $4 \times 3 \frac{1}{2} \times 2 \frac{1}{8} \times 2 \frac{1}{8}$ -ac  
 1- $24 \times 3 \frac{1}{2} \times 1 \frac{1}{8}$ -ad  
 Tack Rivets

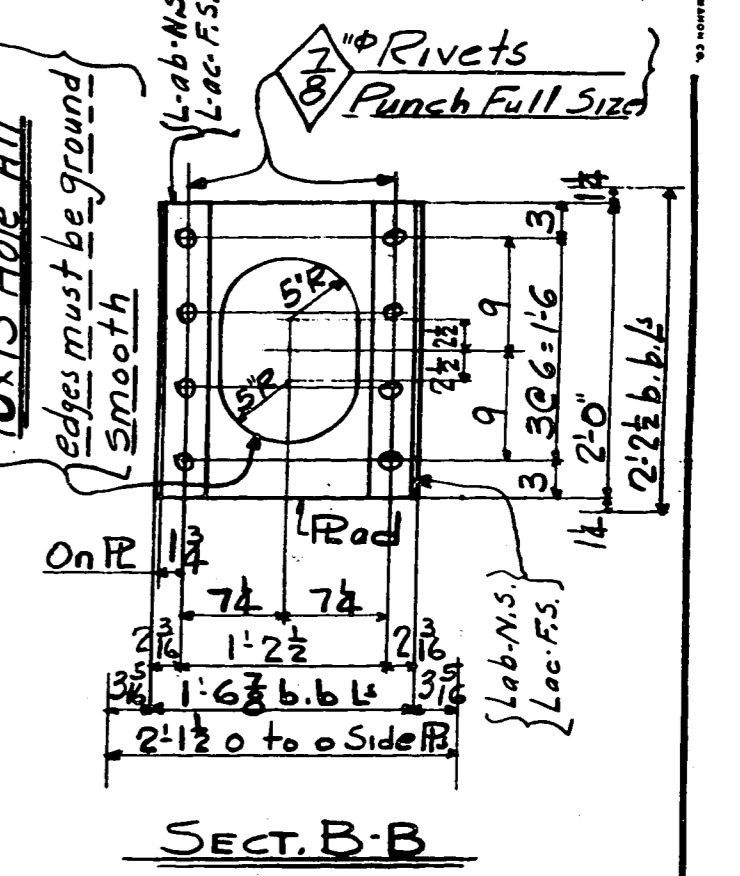
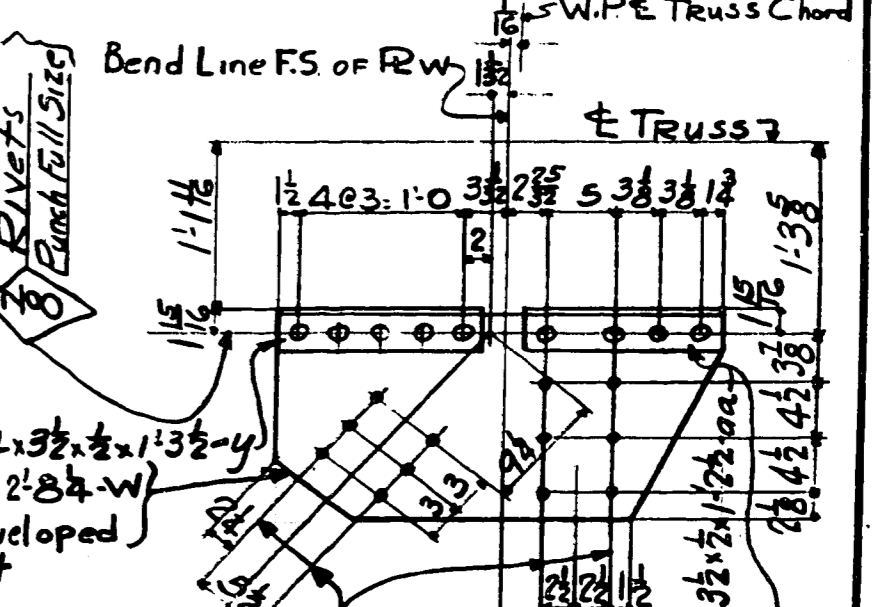
FOR GENERAL NOTES SEE SHEET #322  
 1/2" MIN EDGE DISTANCE FOR 1" RIVETS UNLESS NOTED

**BOTTOM CHORD L55-L56N**

**THE R. C. MAHON COMPANY**  
 DETROIT, MICHIGAN  
 STRUCTURAL STEEL DIVISION

MAIN AVENUE BRIDGE  
 CLEVELAND, OHIO  
 BOTTOM CHORD L55-L56-N SPAN 6

Rev. 11-23-33  
 Made by Van Checked by RH Date 10-25-33  
 Shop Rivets UN See Notes Shop Paint See Notes  
 Open Hole UN See Notes Field Paint See Notes  
 CONTRACT 37237 SHEET No. 336

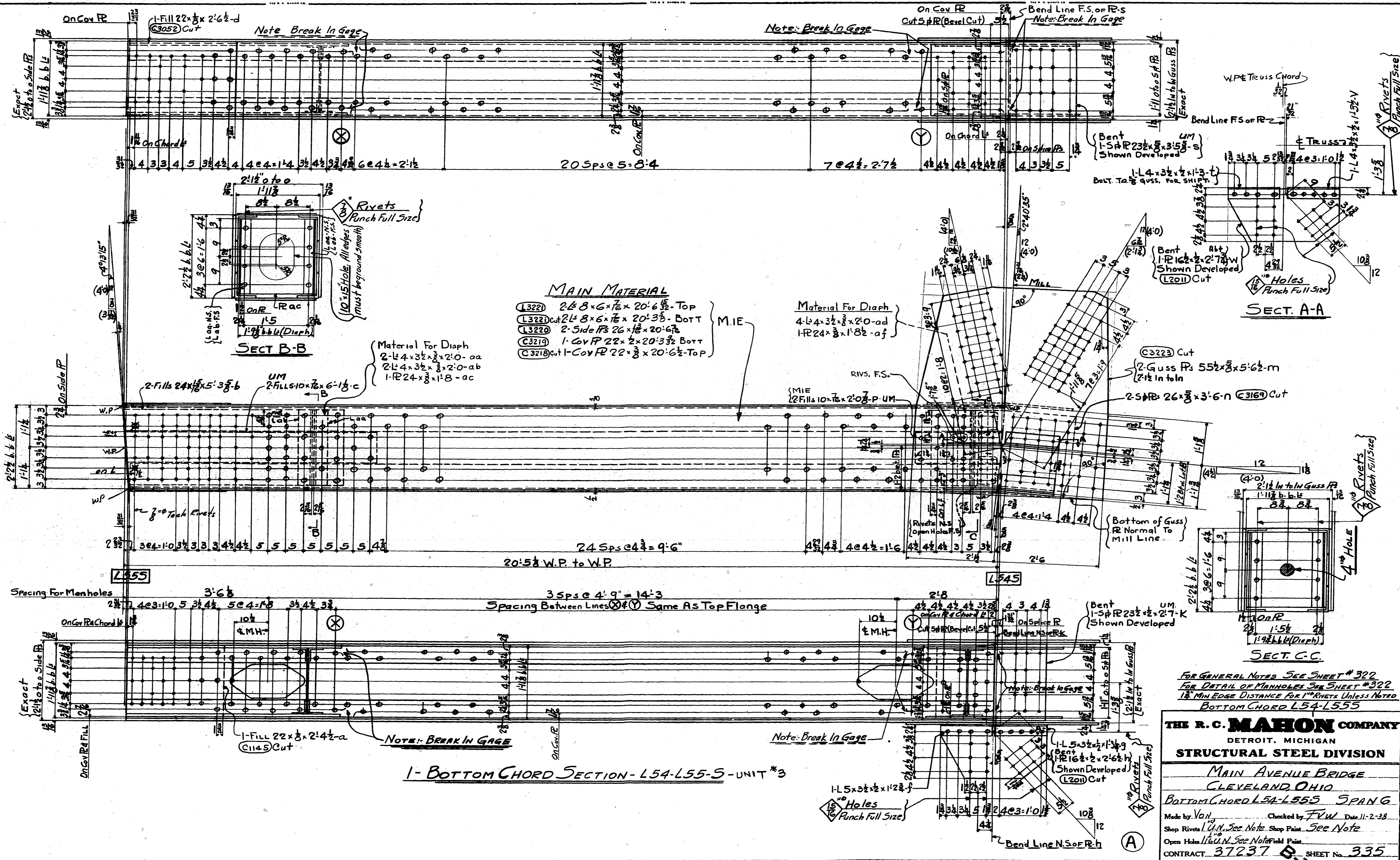


1- BOTTOM CHORD SECTION L55-L56-N - UNIT #3

L0126

L0127





FOR GENERAL NOTES SEE SHEET # 322  
 FOR DETAIL OF MANHOLES SEE SHEET # 322  
 18" MIN EDGE DISTANCE FOR 1" RIVETS UNLESS NOTED  
 BOTTOM CHORD L54-L55

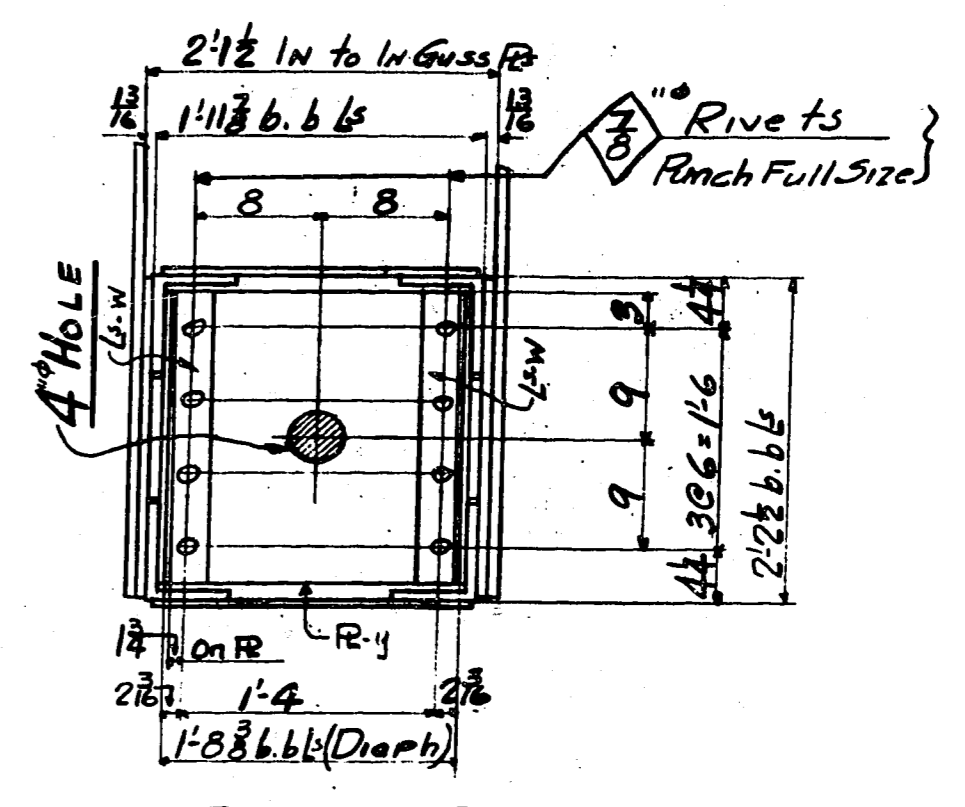
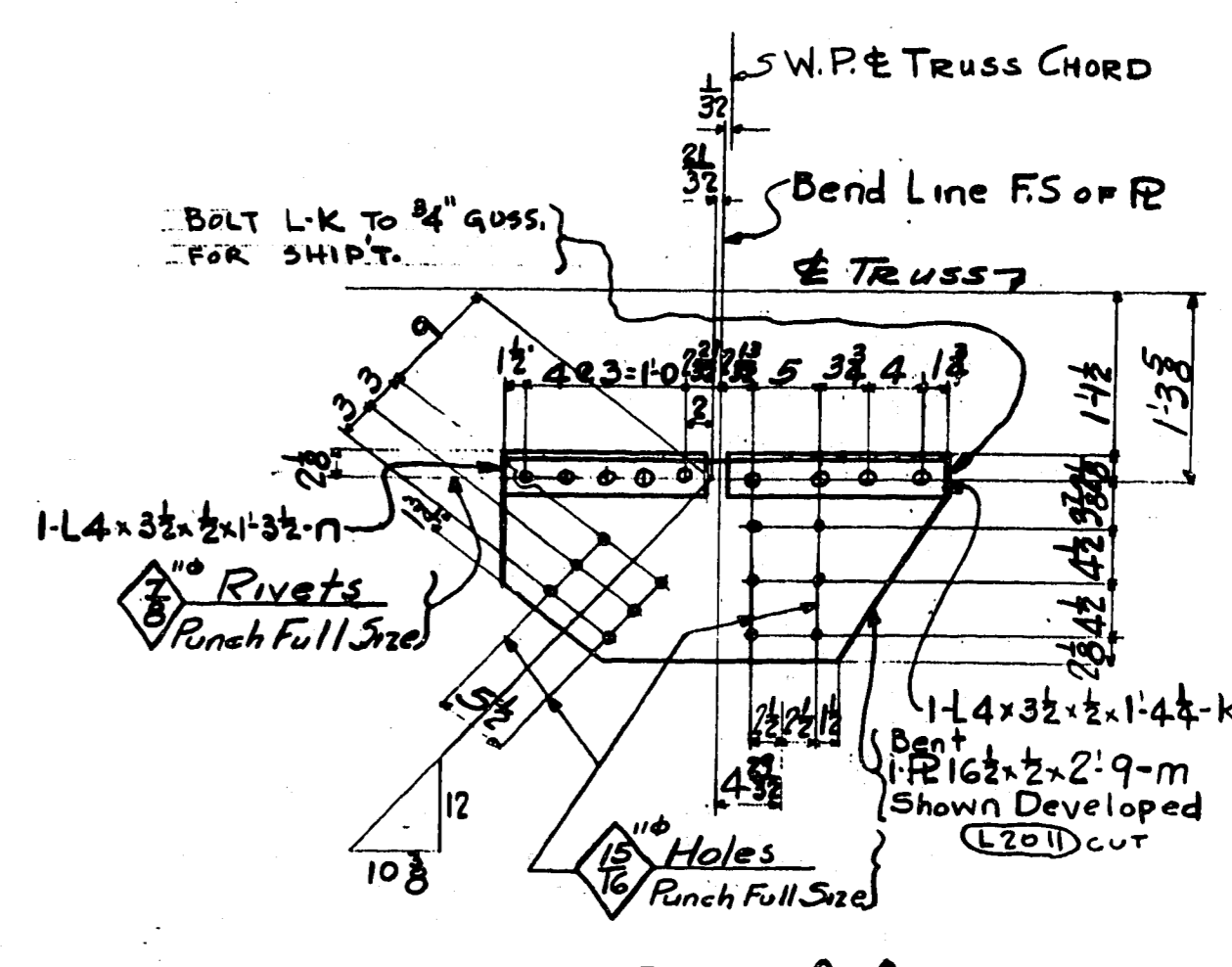
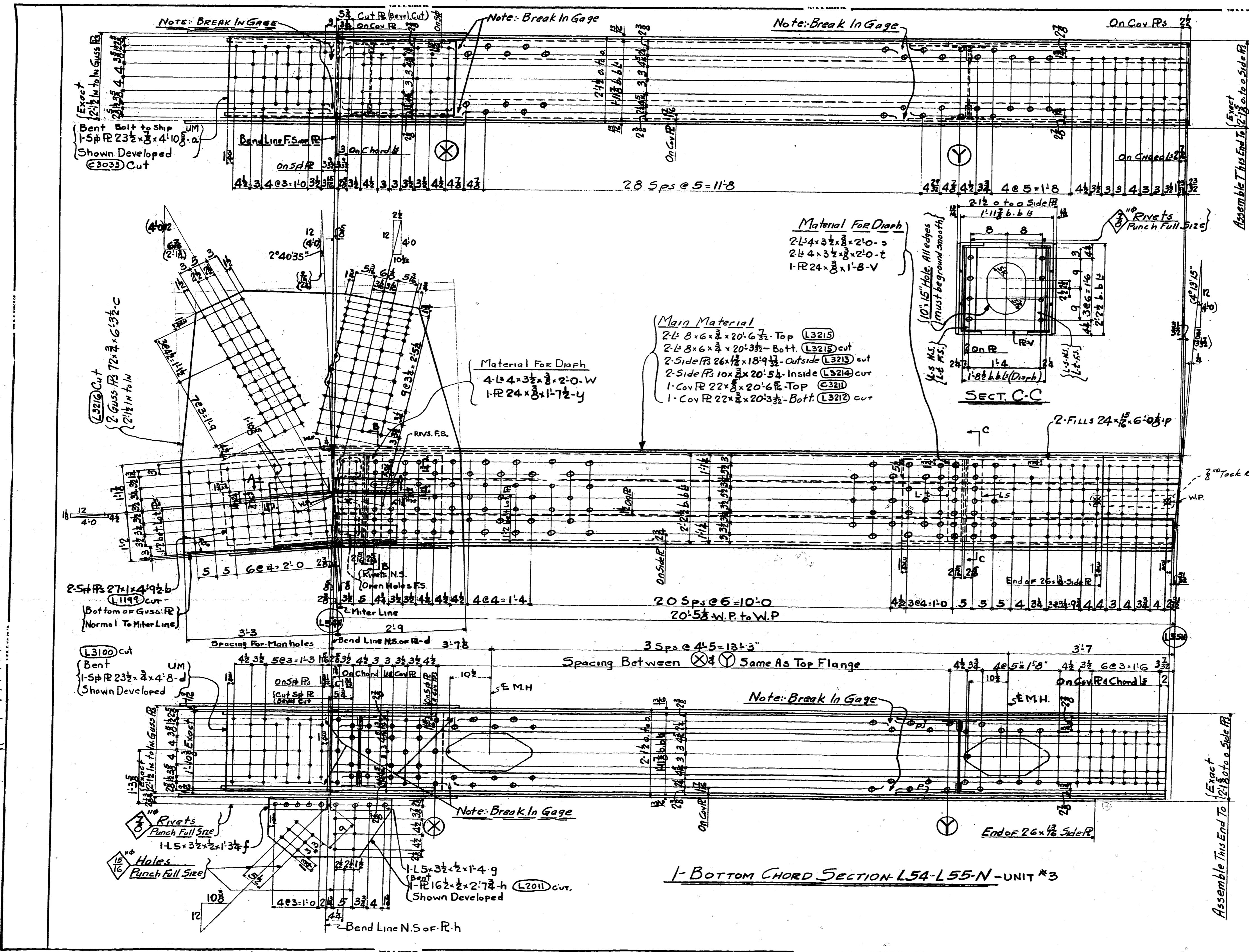
**THE R. C. MAHON COMPANY**  
 DETROIT, MICHIGAN  
**STRUCTURAL STEEL DIVISION**

**MAIN AVENUE BRIDGE**  
 CLEVELAND, OHIO  
 BOTTOM CHORD L54-L55 SPANG

Made by Van... Checked by F.W. Date 11-2-38  
 Shop Rivets U.N. See Note Shop Paint See Note  
 Open Hole U.N. See Note Field Paint  
 CONTRACT 37237 SHEET No. 335

L0150

L0149



FOR GENERAL NOTES SEE SHEET # 322  
 FOR DETAIL OF MANHOLES SEE SHEET # 322  
 1 1/2" MIN. EDGE DISTANCE FOR 1" RIVETS UNLESS NOTED

**BOTTOM CHORD L54-L55-N**

**THE R. C. MAHON COMPANY**  
 DETROIT, MICHIGAN  
**STRUCTURAL STEEL DIVISION**

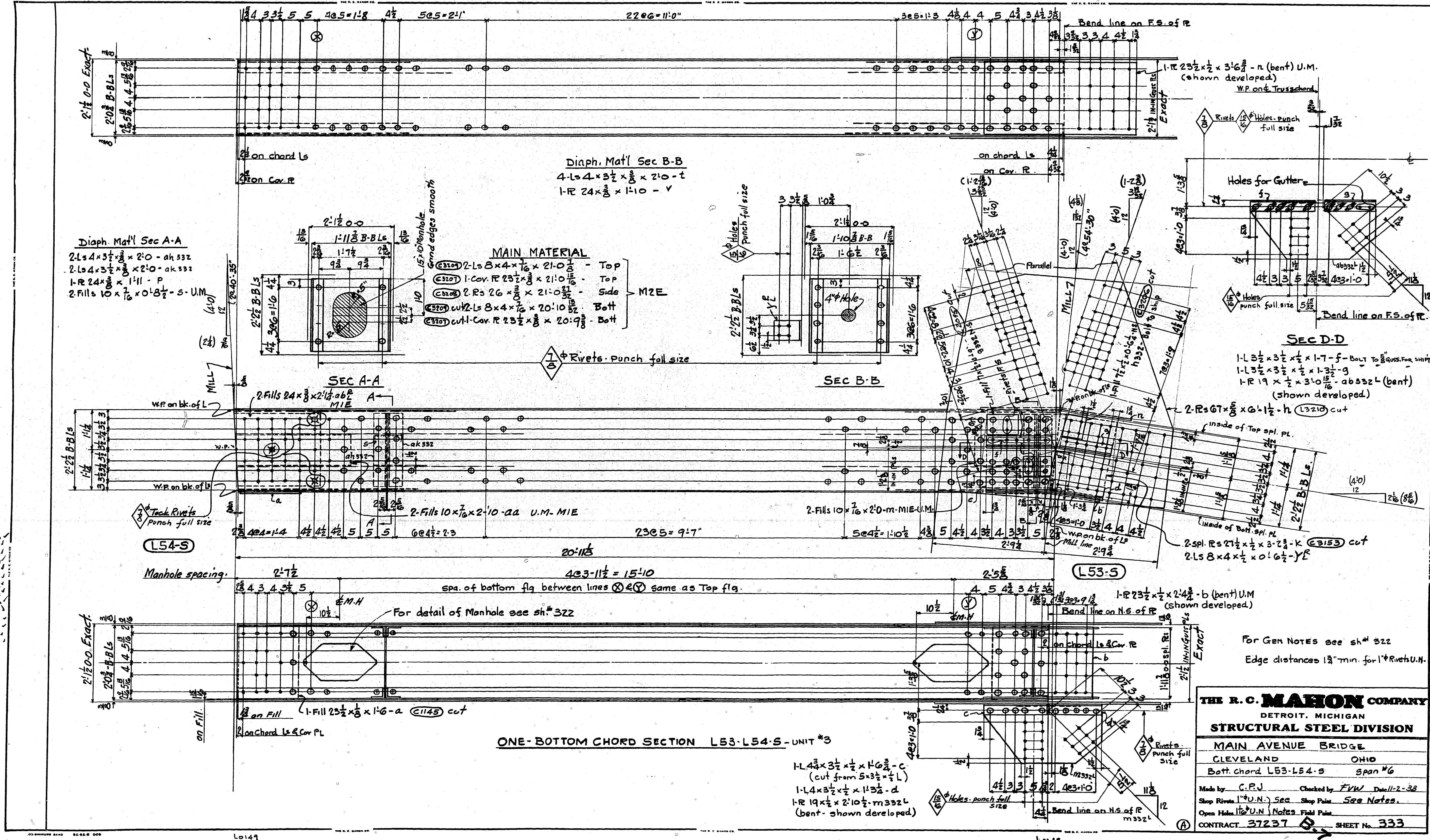
MAIN AVENUE BRIDGE  
 CLEVELAND, OHIO

BOTTOM CHORD L54-L55-N SPAN 6

Made by *YOH* Checked by *RH* Date 1-26-38  
 Shop Rivets *UN* See Notes Shop Paint See Notes  
 Open Holes *UN* See Notes Field Paint  
 CONTRACT **37237** SHEET No **334**

L0125

L0126



Diaph. Mat'l Sec A-A  
 2-Ls 4x3 1/2 x 3/8 x 2'-0" - ah 332  
 2-Ls 4x3 1/2 x 3/8 x 2'-0" - ak 332  
 1-R 24 x 3/8 x 1'-11" - P  
 2-Fills 10 x 7/16 x 0'-8 1/2" - S - U.M.

Diaph. Mat'l Sec B-B  
 4-Ls 4x3 1/2 x 3/8 x 2'-0" - t  
 1-R 24 x 3/8 x 1'-10" - v

MAIN MATERIAL  
 (C3104) 2-Ls 8x4 x 1/2 x 21'-0" - Top  
 (C3107) 1-Cov. R 23 1/2 x 3/8 x 21'-0" - Top  
 (C3108) 2-Rs 26 x 3/8 x 21'-0" - Side  
 (C3109) cut 2-Ls 8x4 x 1/2 x 20'-10" - Bott  
 (C3107) cut 1-Cov. R 23 1/2 x 3/8 x 20'-9" - Bott

SEC D-D  
 1-L 3 1/2 x 3 1/2 x 1/2 x 1'-7" - f - Bolt To 3/8" gus. For ship  
 1-L 3 1/2 x 3 1/2 x 1/2 x 1'-3 1/2" - g  
 1-R 19 x 1/2 x 3'-10" - ab 332 L (bent)  
 (shown developed)

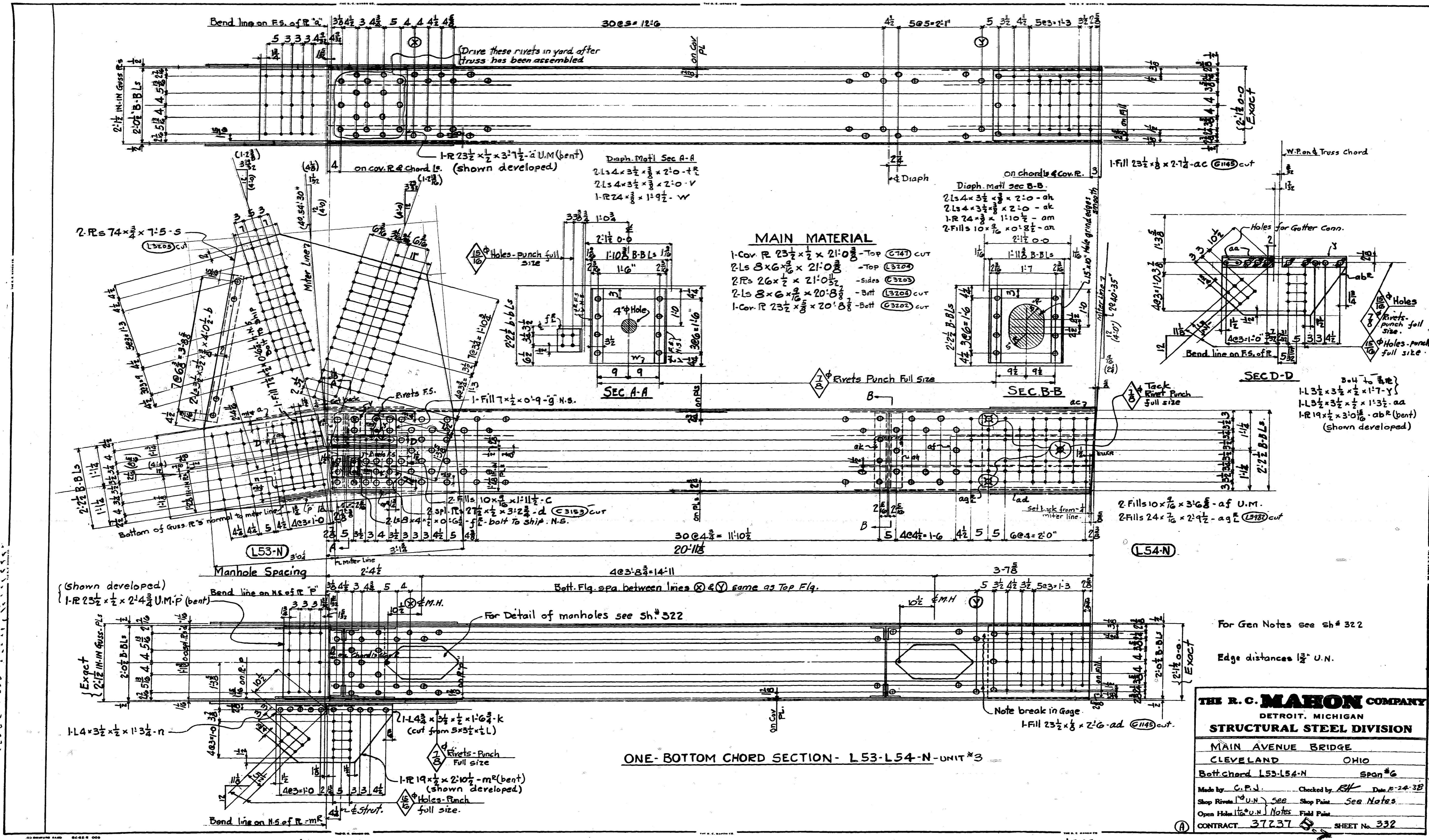
ONE-BOTTOM CHORD SECTION L53-L54-S-UNIT #3

1-L 4 3/4 x 3 1/2 x 1/2 x 1'-6 3/4" - c  
 (cut from 5 x 3 1/2 x 1/2 L)  
 1-L 4 x 3 1/2 x 1/2 x 1'-5 1/2" - d  
 1-R 19 x 1/2 x 2'-10 1/2" - m 332 L  
 (bent - shown developed)

**THE R. C. MAHON COMPANY**  
 DETROIT, MICHIGAN  
**STRUCTURAL STEEL DIVISION**

MAIN AVENUE BRIDGE	
CLEVELAND OHIO	
Bottom Chord L53-L54-S	span #6
Made by G.P.J.	Checked by F.W. Date 11-2-38
Shop Rivets 1 1/4" U.N. Sec	Shop Pains See Notes
Open Holes 1 1/4" U.N. Notes	Field Pains
CONTRACT 37237	SHEET No. 333

For GEN NOTES see sh # 322  
 Edge distances 1 1/2" min. for 1 1/4" Rivets U.N.



**MAIN MATERIAL**

- 1-Cov. Pl.  $23\frac{1}{2} \times \frac{1}{2} \times 21'0\frac{1}{2}$  -Top (C747) cut
- 2-Pls  $3 \times 6 \times \frac{3}{8} \times 21'0\frac{1}{2}$  -Top (C3204)
- 2-Pls  $26 \times \frac{1}{2} \times 21'0\frac{1}{2}$  -Sides (C3203)
- 2-Pls  $3 \times 6 \times \frac{3}{8} \times 20'8\frac{1}{2}$  -Bolt (C3208) cut
- 1-Cov. Pl.  $23\frac{1}{2} \times \frac{1}{2} \times 20'8\frac{1}{2}$  -Bolt (C3202) cut

**ONE BOTTOM CHORD SECTION - L53-L54-N-UNIT #3**

**THE R. C. MAHON COMPANY**  
 DETROIT, MICHIGAN  
**STRUCTURAL STEEL DIVISION**

MAIN AVENUE BRIDGE  
 CLEVELAND OHIO

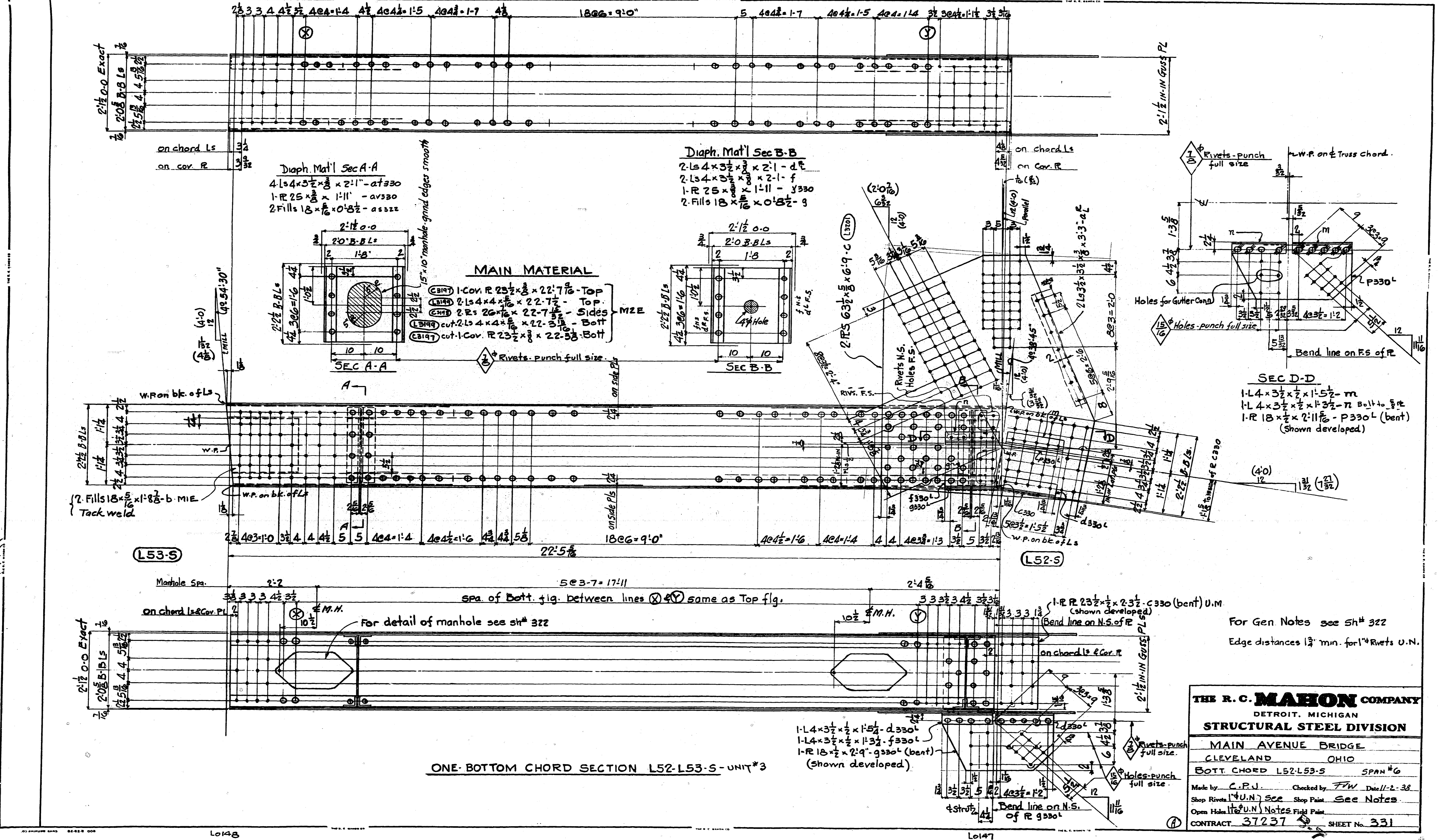
Bottom chord L53-L54-N Span #6

Made by C.P.N. Checked by *SK* Date 12-24-38  
 Shop Rivets 1/2" U.N. See Shop Plans See Notes  
 Open Holes 1/2" U.N. Notes Field Plans

CONTRACT 37237 SHEET No. 332

L0124

L0125



**THE R. C. MAHON COMPANY**  
 DETROIT, MICHIGAN  
**STRUCTURAL STEEL DIVISION**

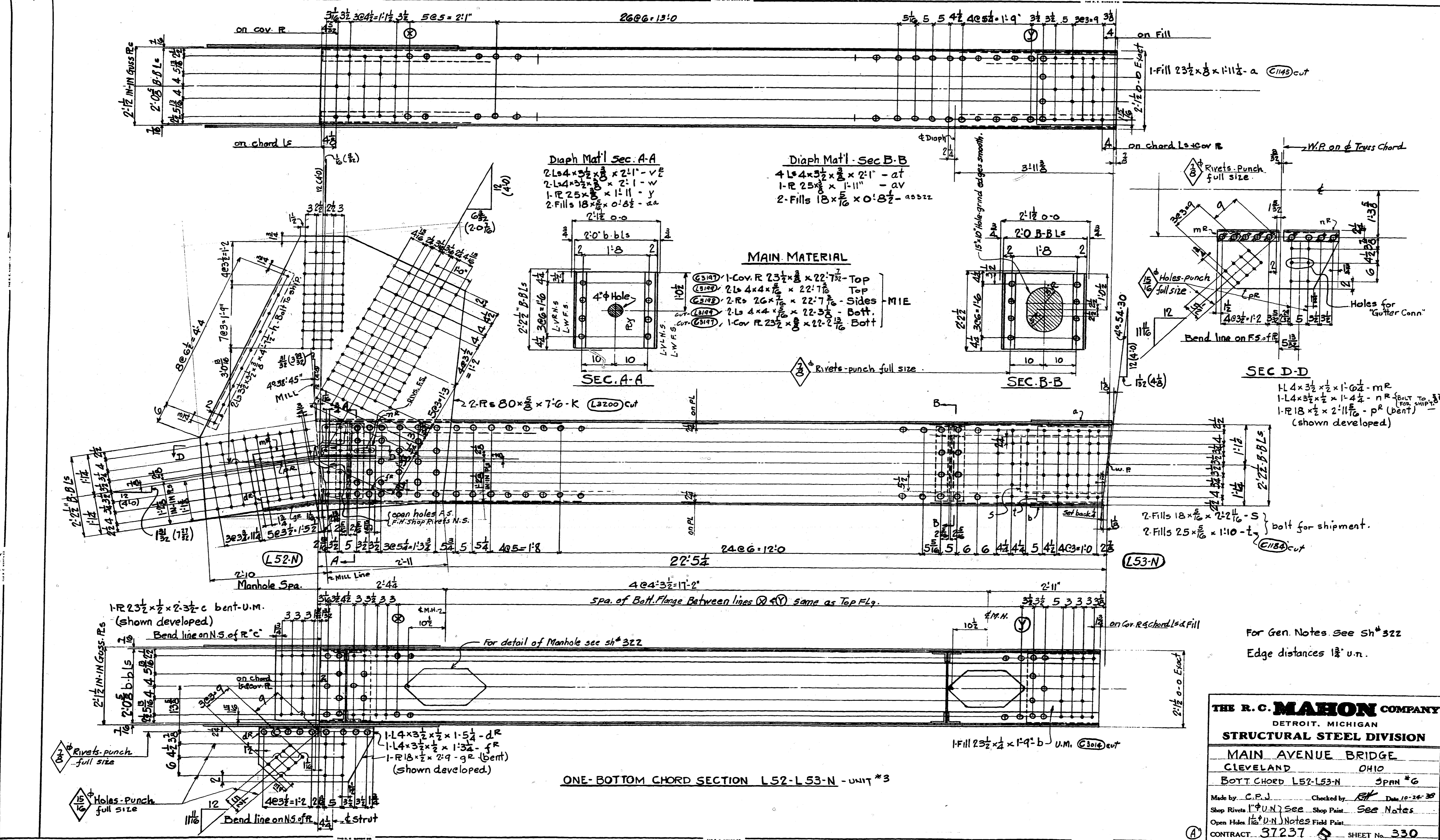
**MAIN AVENUE BRIDGE**  
 CLEVELAND OHIO  
 BOTT CHORD L52-L53-S SPAN #6

Made by: C.P.J. Checked by: F.W. Duell-L-38  
 Shop Rivets: (U.N.) See Shop Print. See Notes.  
 Open Holes: (U.N.) Notes Field Print.  
 CONTRACT 37237 SHEET No. 331

00 000000 0000 000

L0148

L0147



**Diaph Mat'l - Sec. A-A**  
 2 Ls 4 x 3 1/2 x 3/8 x 2'-1" - v<sup>e</sup>  
 2 Ls 4 x 3 1/2 x 3/8 x 2'-1" - w<sup>e</sup>  
 1-R 25 x 3/8 x 1-11" - y  
 2-Fills 18 x 5/16 x 0-8 1/2 - aa

**Diaph Mat'l - Sec. B-B**  
 4 Ls 4 x 3 1/2 x 3/8 x 2'-1" - at  
 1-R 25 x 3/8 x 1-11" - av  
 2-Fills 18 x 5/16 x 0-8 1/2 - aabzz

**MAIN MATERIAL**

1-Cov. R 23 1/2 x 3/8 x 22'-7 1/2" - Top  
 2 Ls 4 x 4 x 3/8 x 22'-7 1/2" - Top  
 2-Rs 26 x 7/8 x 22'-7 1/2" - Sides  
 2 Ls 4 x 4 x 3/8 x 22'-5 1/2" - Bott.  
 1-Cov. R 23 1/2 x 3/8 x 22'-2 1/2" - Bott.

**SEC. A-A**  
 2'-0" b.b.l.s  
 2'-0" b.b.l.s  
 4 φ Hole  
 15 x 10 Hole - grind edges smooth.

**SEC. B-B**  
 2'-0" b.b.l.s  
 2'-0" b.b.l.s  
 15 x 10 Hole - grind edges smooth.

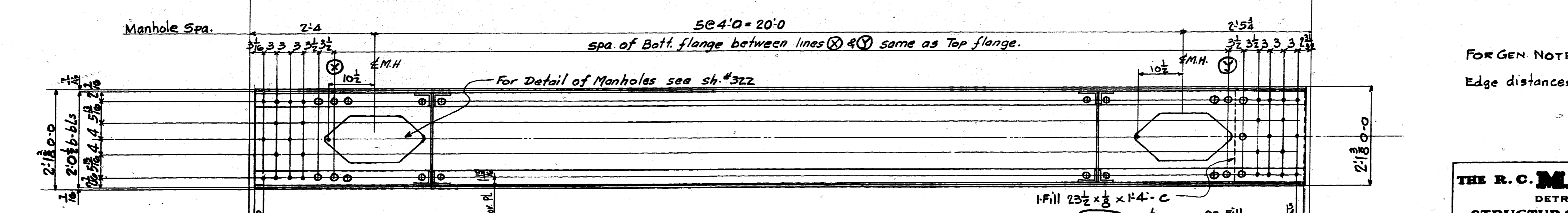
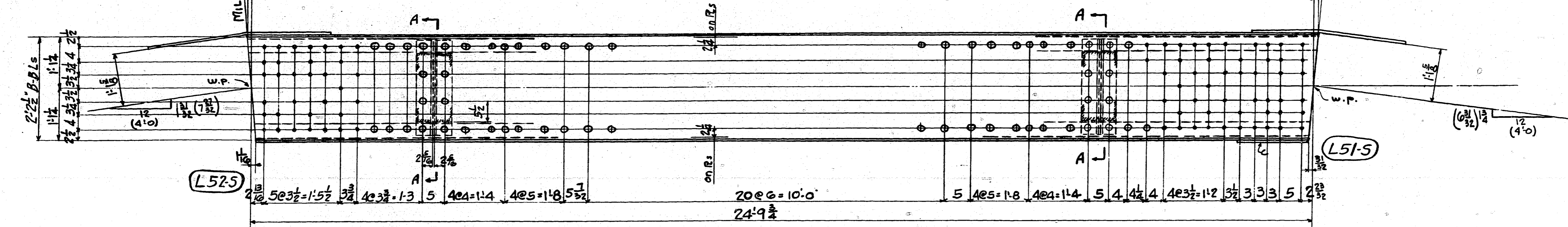
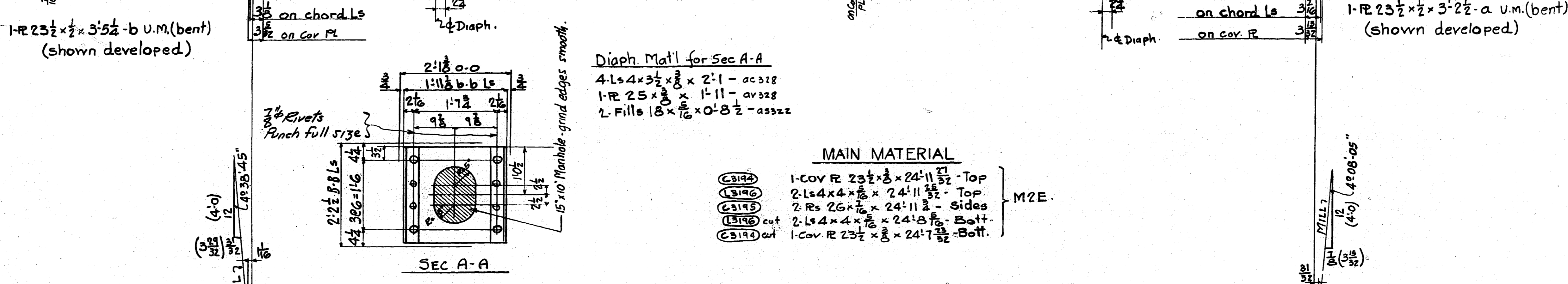

**SEC. D-D**  
 1-L 4 x 3 1/2 x 1/2 x 1'-6 1/2" - m<sup>R</sup>  
 1-L 4 x 3 1/2 x 1/2 x 1'-4 1/2" - n<sup>R</sup> (bolt to ship)  
 1-R 18 x 1/2 x 2'-11 1/2" - p<sup>R</sup> (bent)  
 (shown developed)

2-Fills 18 x 5/16 x 2'-2 1/2" - s  
 2-Fills 25 x 5/16 x 1'-10" - t  
 (shown developed)

ONE-BOTTOM CHORD SECTION L52-L53-N - UNIT \*3

For Gen. Notes. See Sh # 322  
 Edge distances 1 1/2" u.n.

<b>THE R. C. MAHON COMPANY</b>	
DETROIT, MICHIGAN	
<b>STRUCTURAL STEEL DIVISION</b>	
MAIN AVENUE BRIDGE	
CLEVELAND, OHIO	
BOTTOM CHORD L52-L53-N	SPAN #6
Made by: C.F.J.	Checked by: [Signature] Date: 10-24-39
Shop Rivets: 1" φ U.N. See Shop Print	See Notes
Open Holes: 1 1/2" φ U.N. Notes	Field Print
CONTRACT: 37237	SHEET No. 330



Diaph. Mat'l for Sec A-A  
 4-Ls 4x3 1/2 x 2'-1 - ac328  
 1-R 25 x 1/2 x 1'-11 - av328  
 2-Fills 18 x 1/2 x 0'-8 1/2 - as322

MAIN MATERIAL  
 (C319A) 1-Cov R 23 1/2 x 1/2 x 24'-11 3/4 - Top  
 (C319B) 2-Ls 4x4 x 1/2 x 24'-11 3/4 - Top  
 (C319C) 2-Rs 26 x 1/2 x 24'-11 3/4 - Sides  
 (C319D) cut 2-Ls 4x4 x 1/2 x 24'-8 1/2 - Bott.  
 (C319E) cut 1-Cov R 23 1/2 x 1/2 x 24'-7 3/4 - Bott.

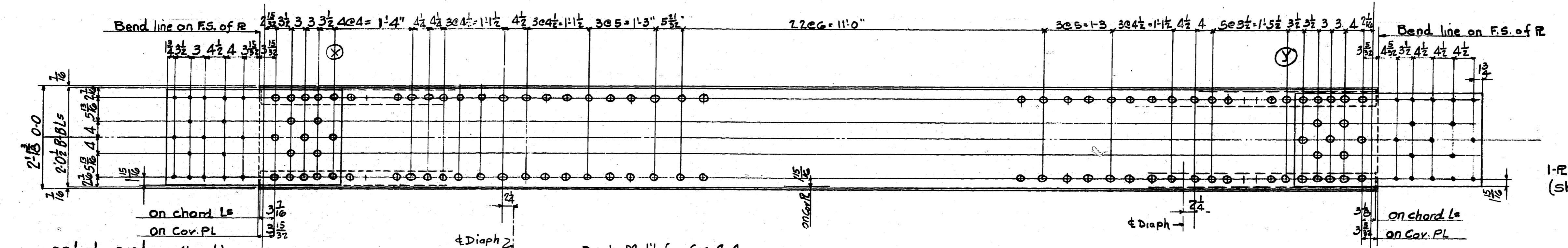
FOR GEN NOTES SEE SH # 322  
 Edge distances 1 1/2" U.N.

**THE R. C. MAHON COMPANY**  
 DETROIT, MICHIGAN  
**STRUCTURAL STEEL DIVISION**  
 MAIN AVENUE BRIDGE  
 CLEVELAND, OHIO  
 BOTT CHORD L51-L52-S SPAN #6  
 Made by: C.P.J. Checked by: R.H. Date: 11-2-38  
 Shop Rivets: 1" U.N. See Shop Prints See Notes  
 Open Holes: 1/2" Notes Field Prints  
 CONTRACT: 37237 SHEET No. 329

ONE BOTTOM CHORD SECTION - L51-L52-S UNIT #3

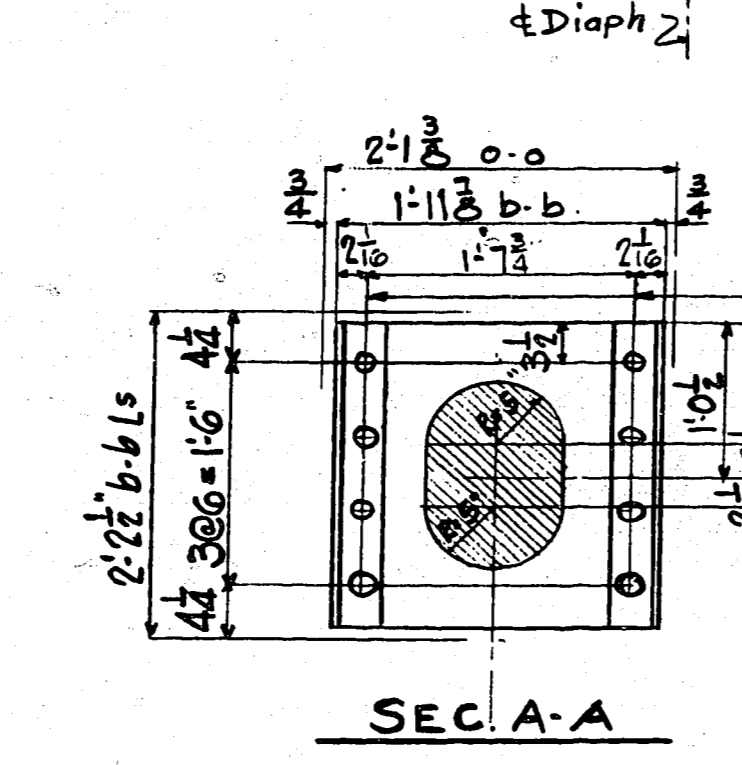






1-R 23 1/2 x 1/2 x 3-2 1/2 - a (bent) U.M.  
(shown developed)

1-R 23 1/2 x 1/2 x 3 1/2 - b (bent) U.M.  
(shown developed)



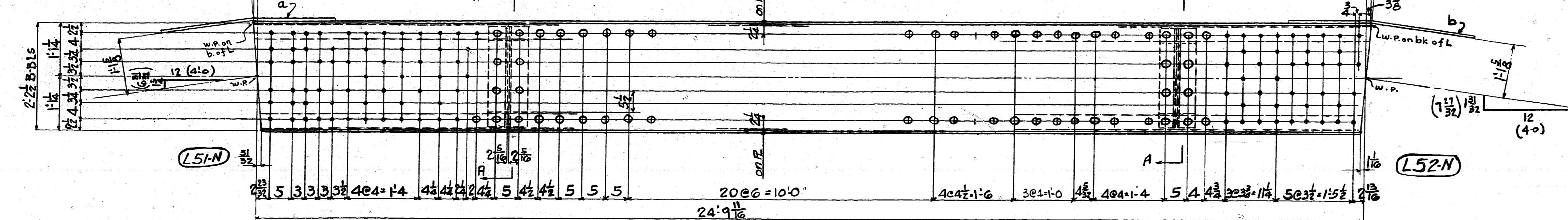
Diaph. Matl for Sec A-A  
4-Ls 4 x 3 1/2 x 3/8 x 2-1 - ac  
1-R 26 x 3/8 x 1-11 - av  
2-Fills 18 x 1/8 x 0-8 1/2 - 45522

1/8" Rivets  
Punch full size

**MAIN MATERIAL**

- (C319) 1-Cov. R 23 1/2 x 3/8 x 24-11 3/32 - Top
- (L319) 2-Ls 4 x 4 x 3/8 x 24-11 3/32 - Top
- (C319) 2-Rs 26 x 3/8 x 24-11 3/32 - Sides
- (L319) cur 2-Ls 4 x 4 x 3/8 x 24-8 1/2 - Bott
- (C319) cur 1-Cov. R 23 1/2 x 3/8 x 24-7 1/2 - Bott.

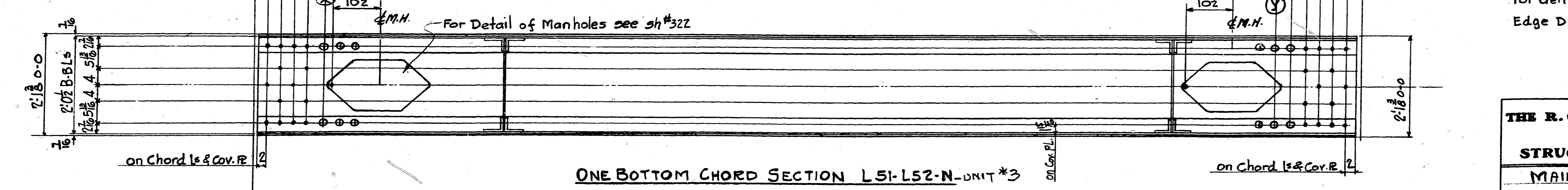
M2E



Manhole Spa.

584'0" = 20'0"

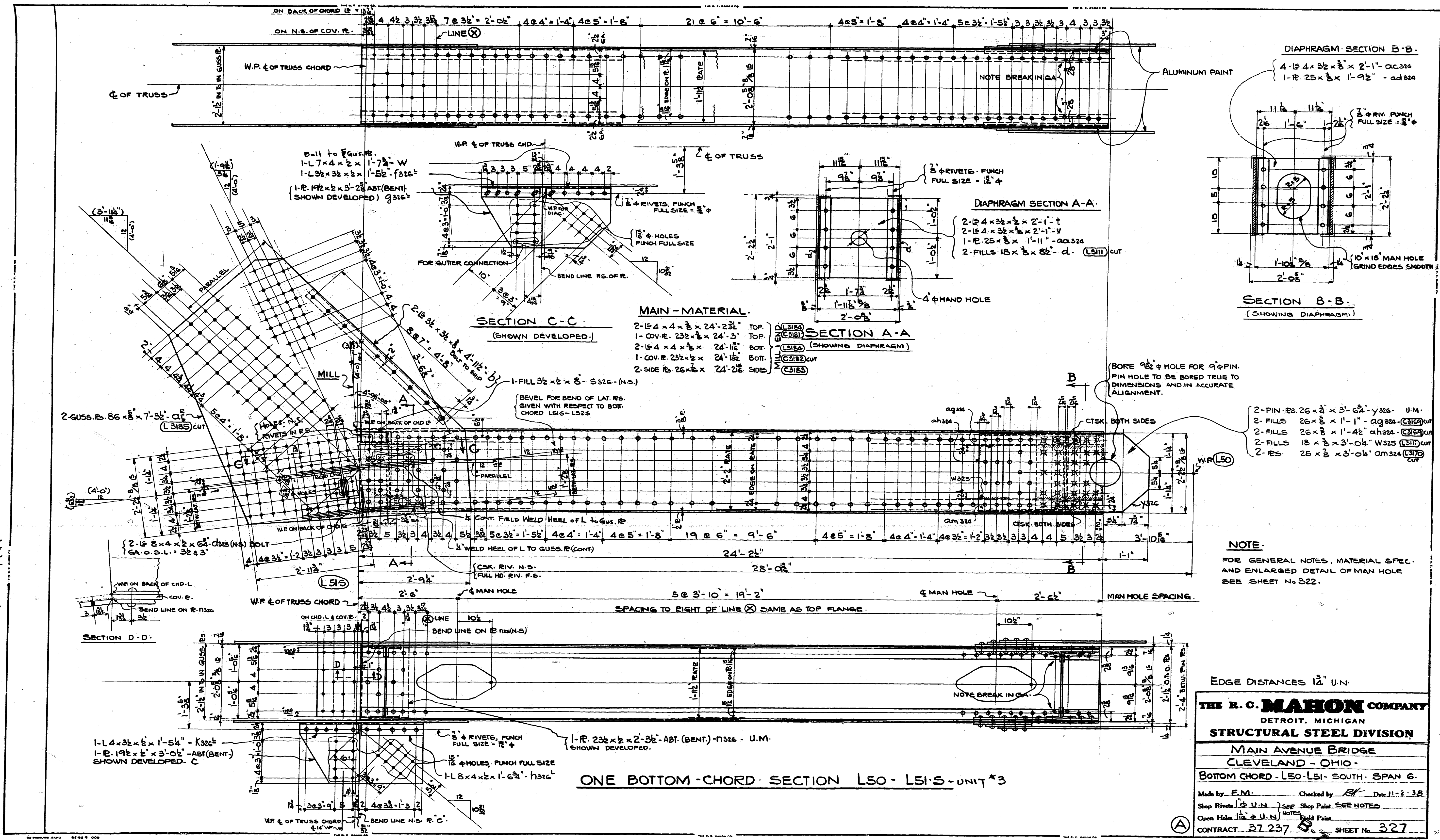
Spa. Bot. Flg. Between Lines (X) & (Y) same as Top Flg.



**ONE BOTTOM CHORD SECTION L51-L52-N-UNIT #3**

For Gen Notes see Sh. # 322  
Edge Distances 1 1/2" U.N.

**THE R. C. MAHON COMPANY**  
DETROIT, MICHIGAN  
**STRUCTURAL STEEL DIVISION**  
MAIN AVENUE BRIDGE  
CLEVELAND OHIO  
BOTTOM CHORD L51-L52-N SPAN #6  
Made by C.P.J. Checked by R.H. Date 10-24-38  
Shop Rivets (U.N.) see Shop Paint See Notes  
Open Holes (U.N.) Notes Field Paint  
CONTRACT 37237 SHEET No. 328



**MAIN-MATERIAL.**

- 2-15 4 x 4 x 3/8 x 24'-2 3/4" TOP
- 1-COV. R. 23 1/2 x 24'-3" TOP
- 2-15 4 x 4 x 3/8 x 24'-1 1/2" BOT.
- 1-COV. R. 23 1/2 x 24'-1 1/2" BOT.
- 2-SIDE R. 26 x 26 x 24'-2 1/2" SIDES

**SECTION A-A**  
(SHOWING DIAPHRAGM)

- 2-15 4 x 3 1/2 x 1/2 x 2'-1" T
- 2-15 4 x 3 1/2 x 1/2 x 2'-1" V
- 1-R. 25 x 3/8 x 1'-11" - a324
- 2-FILLS 18 x 3/8 x 82'-d. (L311) CUT

**SECTION C-C**  
(SHOWN DEVELOPED)

- 1-FILL 3 1/2 x 2 x 8'-S326-(N.S.)

**SECTION B-B**  
(SHOWING DIAPHRAGM)

- 4-15 4 x 3 1/2 x 1/2 x 2'-1" - a324
- 1-R. 25 x 3/8 x 1'-9 1/2" - a324

- 2-PIN-RS. 26 x 3/8 x 3'-6 1/2" - y326 - U.M.
- 2-FILLS 26 x 3/8 x 1'-1" - a324 - (L312) CUT
- 2-FILLS 26 x 3/8 x 1'-4 1/2" - a324 - (L312) CUT
- 2-FILLS 18 x 3/8 x 3'-0 1/4" - W325 - (L311) CUT
- 2-RS. 25 x 3/8 x 3'-0 1/4" - a324 - (L312) CUT

**NOTE:**  
FOR GENERAL NOTES, MATERIAL SPEC. AND ENLARGED DETAIL OF MAN HOLE SEE SHEET No. 322.

**ONE BOTTOM-CHORD SECTION L50-L51-S-UNIT #3**

EDGE DISTANCES 1 1/2" U.N.

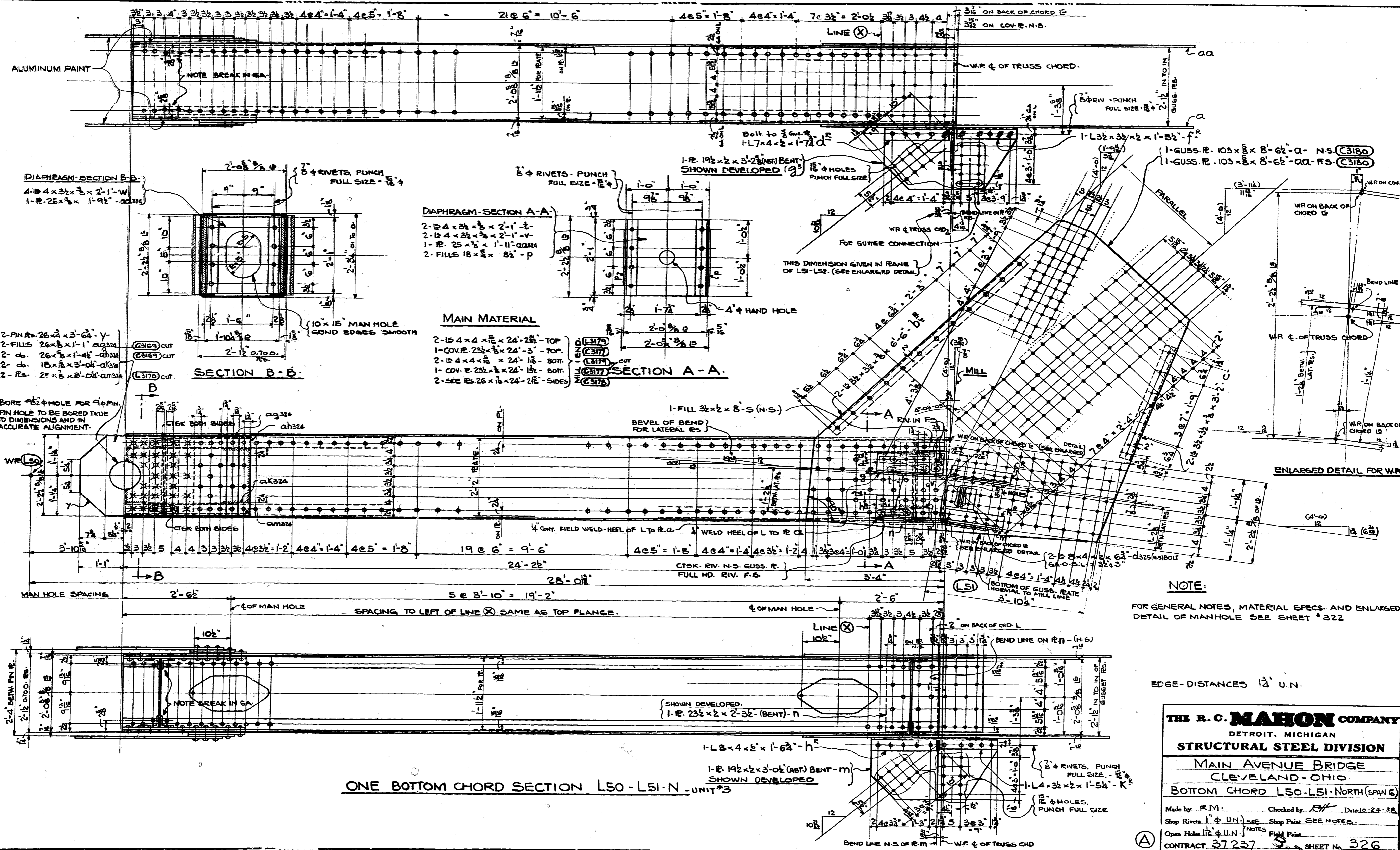
**THE R. C. MAHON COMPANY**  
DETROIT, MICHIGAN  
**STRUCTURAL STEEL DIVISION**

**MAIN AVENUE BRIDGE**  
CLEVELAND - OHIO

**BOTTOM CHORD - L50-L51-SOUTH - SPAN 6.**

Made by E.M. Checked by RL Date 11-2-38  
Shop Rivets 1 1/2" U.N. Shop Paint SEE NOTES  
Open Holes 1 1/2" U.N. Field Paint

CONTRACT 37237 SHEET No. 327

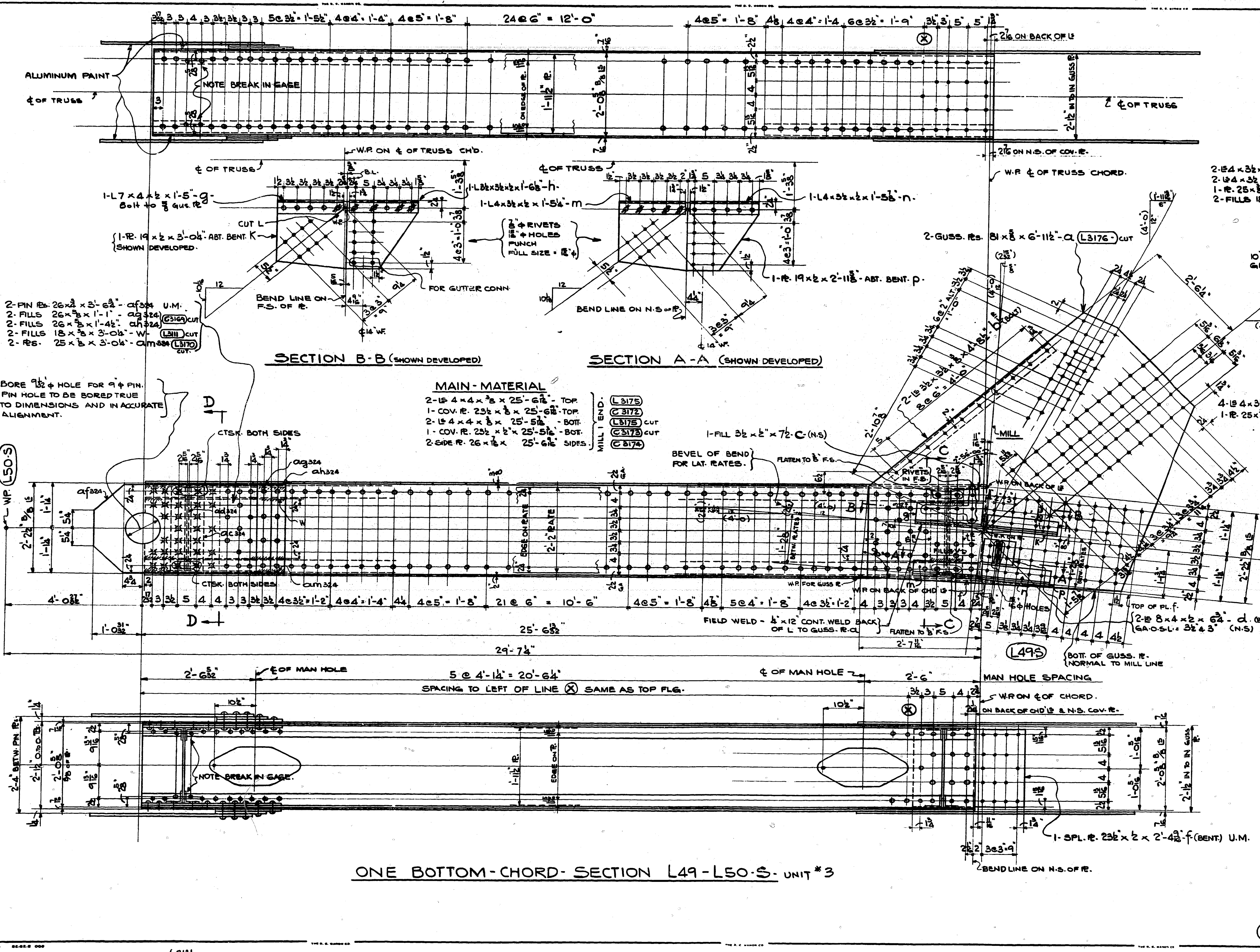


**THE R. C. MAHON COMPANY**  
 DETROIT, MICHIGAN  
**STRUCTURAL STEEL DIVISION**  
 MAIN AVENUE BRIDGE  
 CLEVELAND-OHIO  
 BOTTOM CHORD L50-L51-NORTH (SPAN 6)

Made by F.M. Checked by R.H. Date 10-24-38  
 Shop Rivets 1/4 U.N. SEE Shop Print SEE NOTES.  
 Open Holes 1/2 U.N. SEE Shop Print SEE NOTES.  
 CONTRACT 37237 SHEET No. 326

LO 121

LO 122



2-PIN PL. 26x2 x 3-6 1/2 - C1314 U.M.  
 2-FILLS 26x2 x 1-1" - C1314 CUT  
 2-FILLS 26x2 x 1-4" - C1314 CUT  
 2-FILLS 18x2 x 3-0 1/2 - W. (L311) CUT  
 2-RS. 25x2 x 3-0 1/2 - C1314 CUT

BORE 9/32" HOLE FOR 9/16" PIN.  
 PIN HOLE TO BE BORED TRUE TO DIMENSIONS AND IN ACCURATE ALIGNMENT.

**MAIN-MATERIAL**

2-15 4x4 x 7/8 x 25'-6 1/2" - TOP  
 1-COV. R. 23 1/2 x 2 x 25'-6 1/2" - TOP  
 2-15 4x4 x 7/8 x 25'-5 1/2" - BOT.  
 1-COV. R. 23 1/2 x 2 x 25'-5 1/2" - BOT.  
 2-SIDE R. 26x2 x 25'-6 1/2" - SIDES.

MILL END.  
 (L3175)  
 (C3172)  
 (L3178) CUT  
 (C3178) CUT  
 (C3176)

**NOTE:**  
 FOR GENERAL NOTES, MATERIAL SPEC.  
 AND ENLARGED DETAIL OF MAN HOLE  
 SEE SHEET NO. 322.

EDGE DISTANCES = 1/2" U.N.

**THE R. C. MAHON COMPANY**  
 DETROIT, MICHIGAN  
**STRUCTURAL STEEL DIVISION**

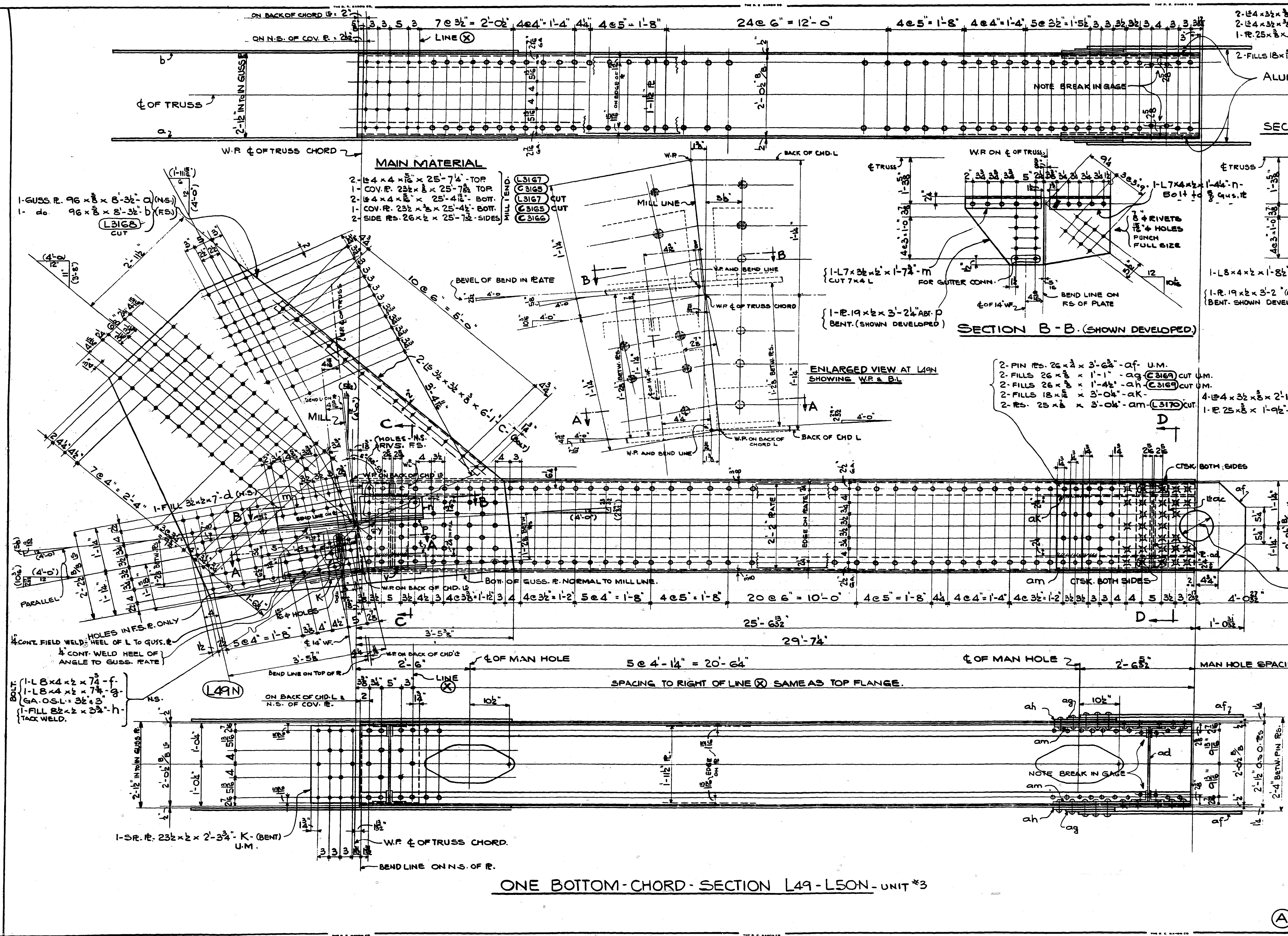
**MAIN AVENUE BRIDGE**  
 CLEV. LAND - OHIO.

BOTTOM CHORD L49-L50 - SOUTH - SPAN 6.

Made by F.M. Checked by R.V. Date 10-26-28  
 Shop Rivets 1" U.N. SEE Shop Print SEE NOTES  
 Open Holes 1 1/8" U.N. NOTE: Field Print  
 CONTRACT 37 237 SHEET No. 325

L0121

L0144



**NOTE:**  
FOR GENERAL NOTES, MATERIAL SPEC. AND ENLARGED DETAIL OF MAN HOLE SEE SHEET No. 322.

EDGE DISTANCES = 1/4" U.N.

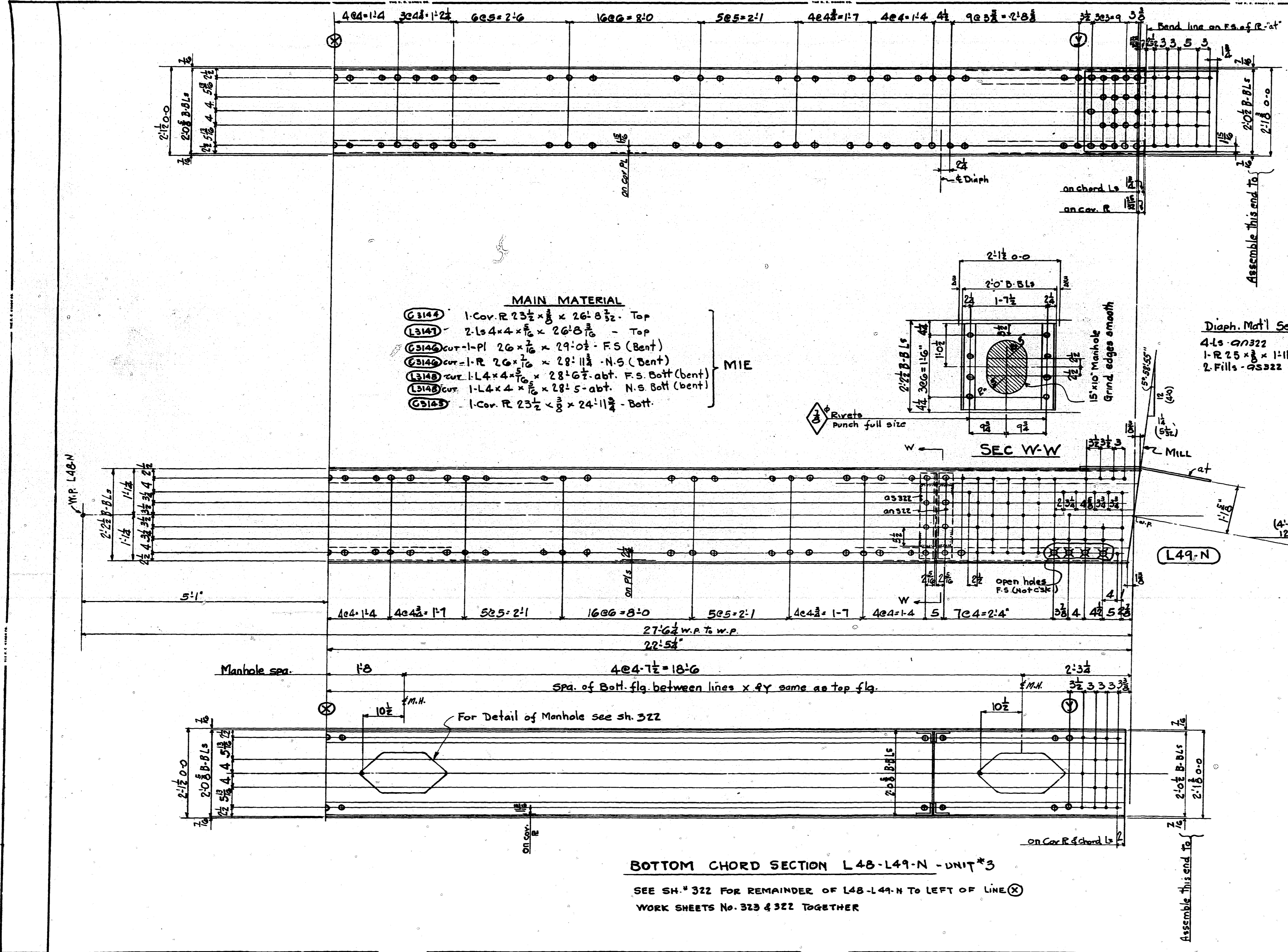
**THE R. C. MAHON COMPANY**  
DETROIT, MICHIGAN  
**STRUCTURAL STEEL DIVISION**

MAIN AVENUE BRIDGE  
CLEVELAND - OHIO.

BOTTOM CHORD - L49-L50N - NORTH - SPAN 6

Made by: F.M. Checked by: R.H. Date: 10-2-38  
Shop Rivets: 1" U.N. SEE SHOP PAINT SEE NOTES  
Open Hole: 1 1/2" U.N. NOTES FIELD PAINT

CONTRACT 37 237 SHEET No. 324



- MAIN MATERIAL**
- (C314) 1-Cor. R 23 1/2 x 3 x 26-8 3/2 - Top
  - (L314) 2-Ls 4x4 x 1/2 x 26-8 3/2 - Top
  - (C314) cut-1-Pl 26 x 7/8 x 29-0 1/2 - FS (Bent)
  - (C314) cut-1-R 26 x 7/8 x 28-11 3/4 - N.S (Bent)
  - (L314) cut-1-L 4 x 4 x 3/8 x 28-6 1/2 - obt. F.S. Bot (bent)
  - (L314) cut-1-L 4 x 4 x 3/8 x 28-5 - obt. N.S. Bot (bent)
  - (C314) 1-Cor. R 23 1/2 x 3 x 24-11 3/4 - Bott.
- } MIE

Rivets punch full size

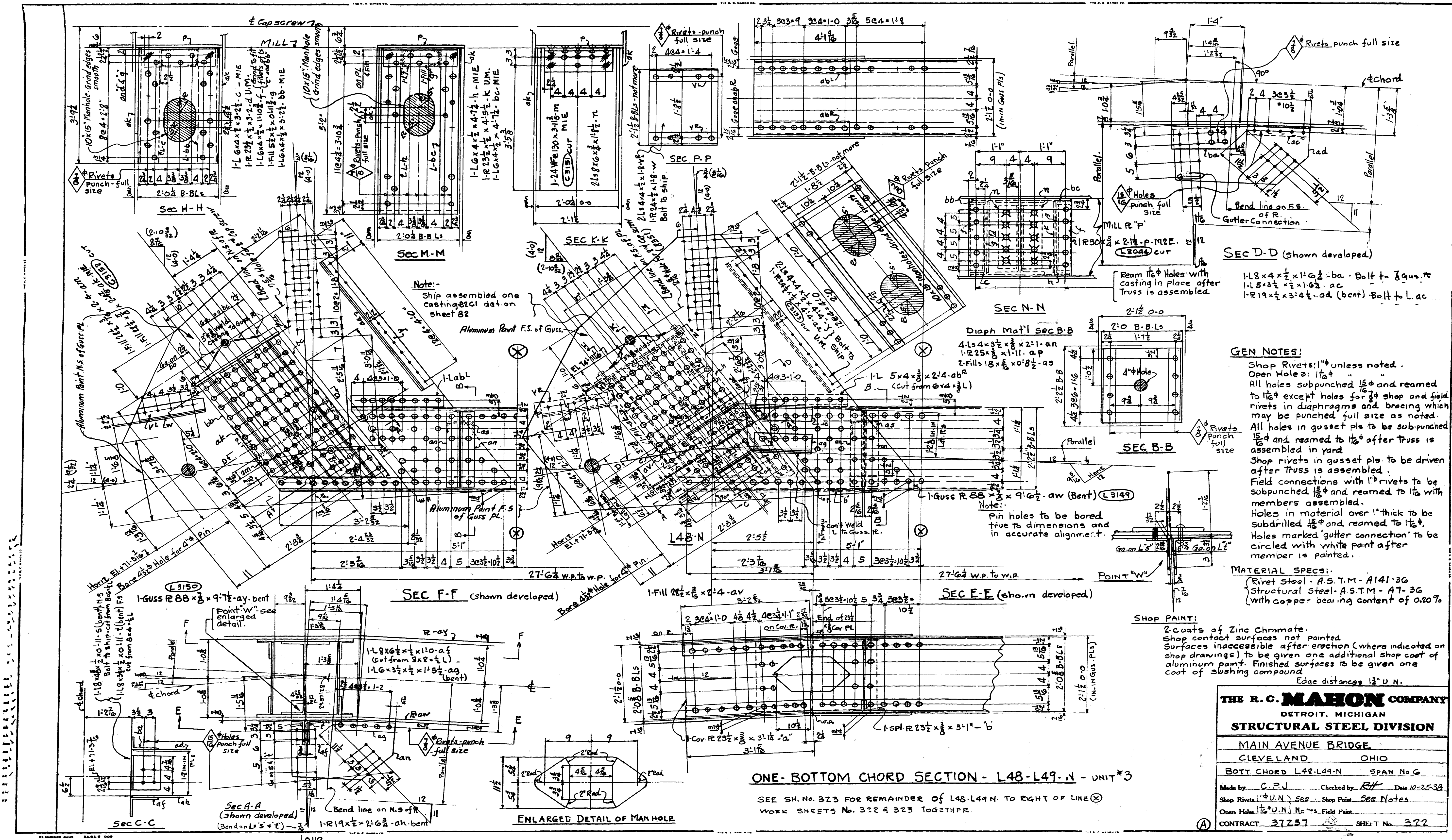
SEC W-W

Diaph. Mat'l Sec W-W  
 4-Ls - 20322  
 1-R 25 x 3 x 1-11 - dv  
 2-Fills - 25322

FOR GEN NOTES SEE SH # 322  
 EDGE DISTANCES 12" U.N.

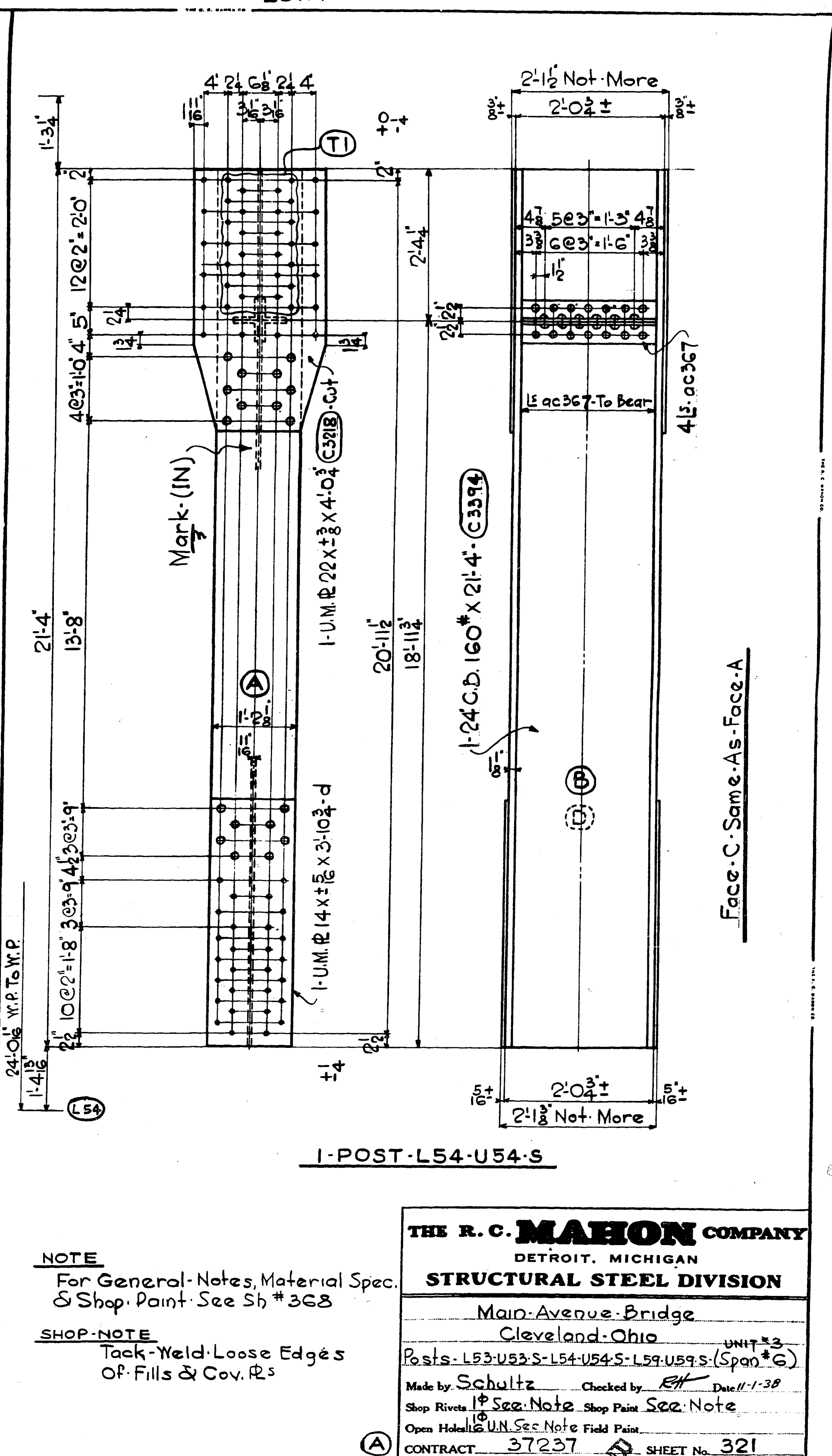
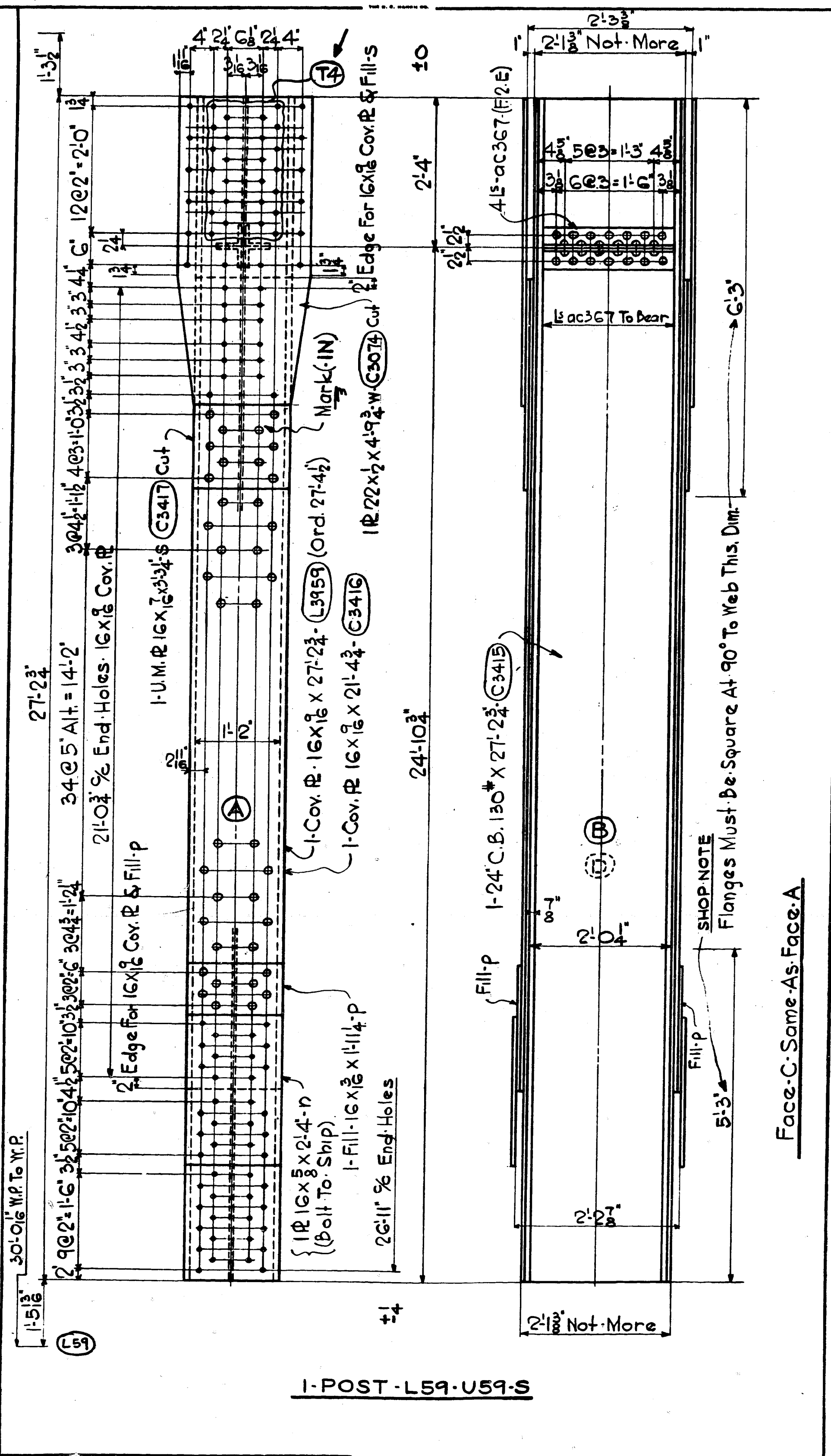
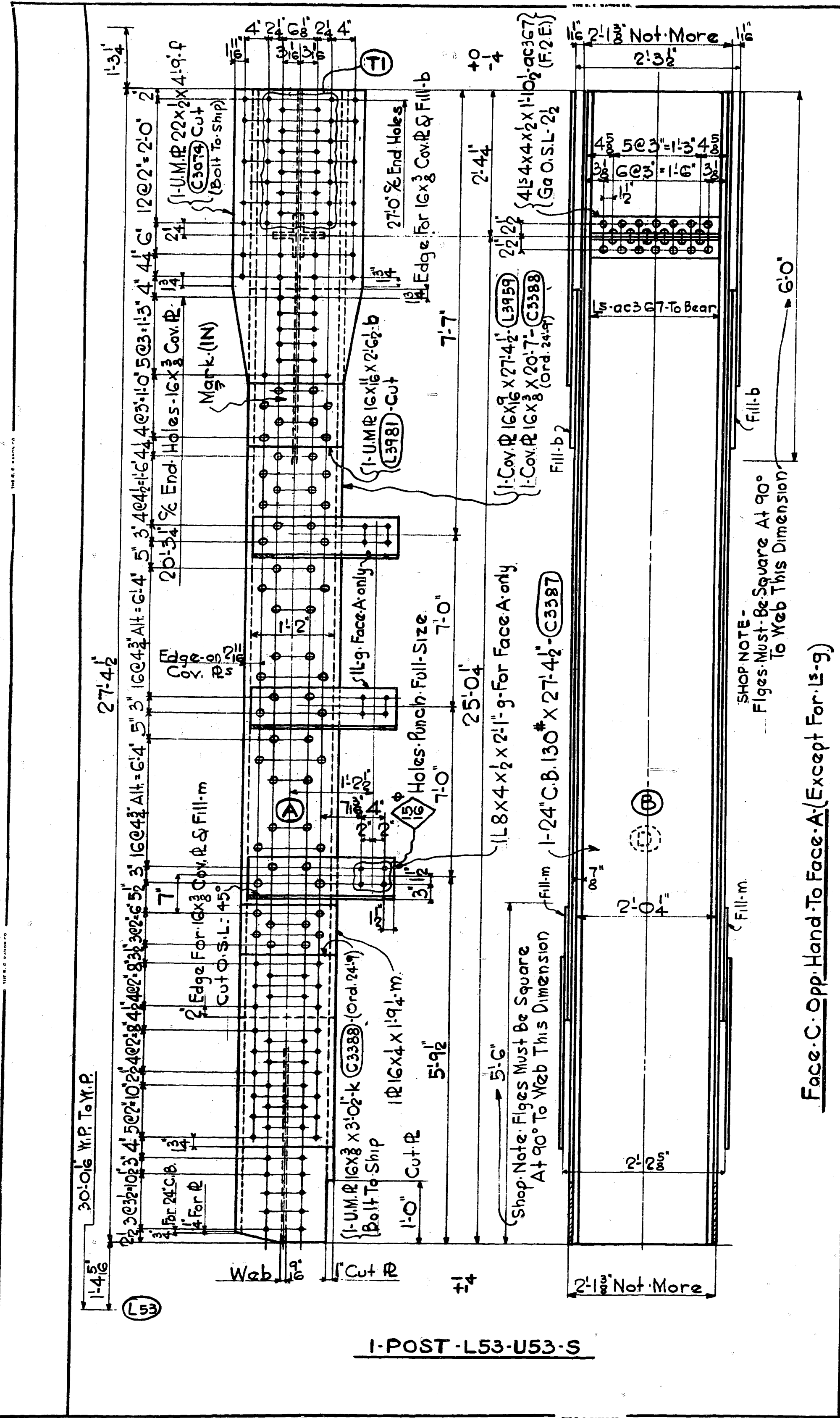
**BOTTOM CHORD SECTION L48-L49-N - UNIT #3**  
 SEE SH. # 322 FOR REMAINDER OF L48-L49-N TO LEFT OF LINE (X)  
 WORK SHEETS No. 323 & 322 TOGETHER

<b>THE R. C. MAHON COMPANY</b>	
DETROIT, MICHIGAN	
<b>STRUCTURAL STEEL DIVISION</b>	
MAIN AVENUE BRIDGE	
CLEVELAND OHIO	
BOTT CHORD L48-L49-N	SPAN No 6
Made by: C.P.J.	Checked by: R.H. Date: 10-25-38
Shop Rivets (1 1/2" U.N.) See	Shop Print see Notes
Open Holes (1 1/2" U.N.) Notes	Field Print
CONTRACT 37237	SHEET No. 323



**ONE-BOTTOM CHORD SECTION - L48-L49-N - UNIT #3**

SEE SH. No. 323 FOR REMAINDER OF L48-L49-N TO RIGHT OF LINE (X)  
 WORK SHEETS No. 322 & 323 TOGETHER.



**NOTE**  
 For General Notes, Material Spec. & Shop Paint See Sh # 368

**SHOP NOTE**  
 Tack Weld Loose Edges Of Fills & Cov. R's

**THE R. C. MAHON COMPANY**  
 DETROIT, MICHIGAN  
**STRUCTURAL STEEL DIVISION**

Main Avenue Bridge  
 Cleveland, Ohio

Posts: L53-U53-S-L54-U54-S-L59-U59-S (Span #6) UNIT #3

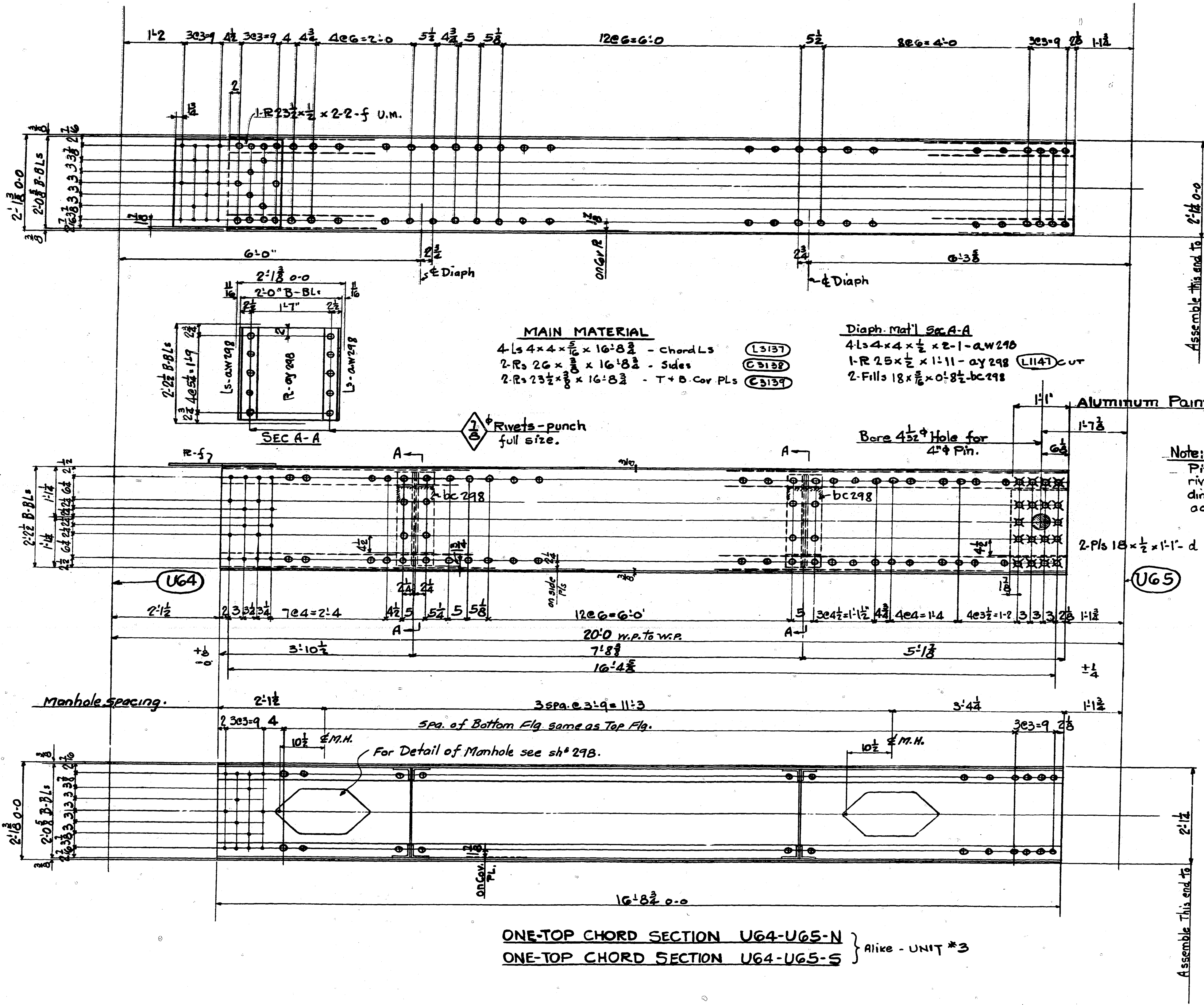
Made by: Schultz Checked by: R.H. Date: 11-1-38

Shop Rivets: See Note Shop Paint: See Note

Open Holes: UN Sec. Note & Field Paint.

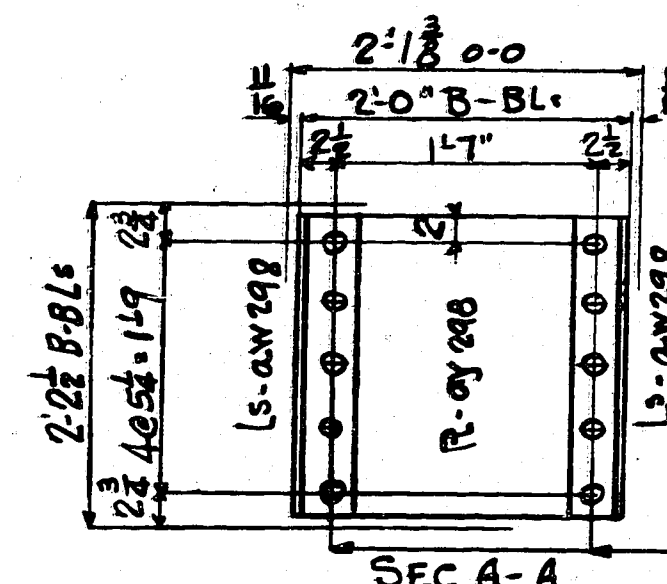
CONTRACT 37237 SHEET No. 321





**MAIN MATERIAL**  
 4-Ls 4x4 x 1/2 x 16'-8 1/2 - Chord Ls (L5137)  
 2-Rs 2G x 3/8 x 16'-8 1/2 - Sides (C5138)  
 2-Rs 2 1/2 x 3/8 x 16'-8 1/2 - T + B. Cor. Pls (C5139)

**Diaph. Mat'l Sec. A-A**  
 4-Ls 4x4 x 1/2 x 2-1-a-w-298  
 1-R 2B x 1/2 x 1-11-a-y-298 (L1147) CUT  
 2-Fills 18 x 1/2 x 0-1-8 1/2-bc-298



Assemble this end to 2'-14'-0-0

Aluminum Paint Outside.

**Note:**  
 Pin Holes to be bored after riveting, and must be true to dimensions shown and in accurate alignment.

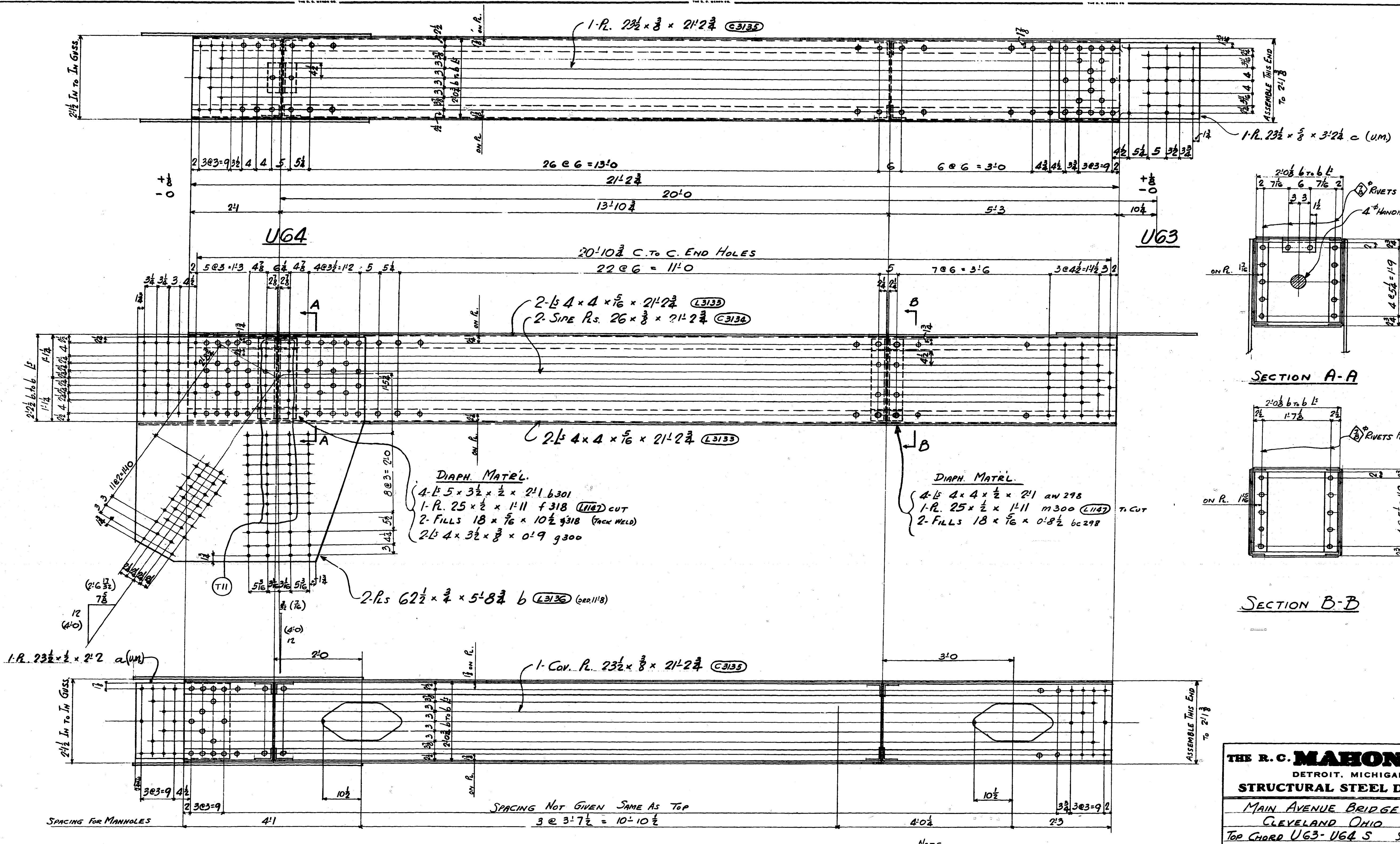
For Gen. Notes see sh. # 298.

ONE-TOP CHORD SECTION U64-U65-N } Alike - UNIT #3  
 ONE-TOP CHORD SECTION U64-U65-S }

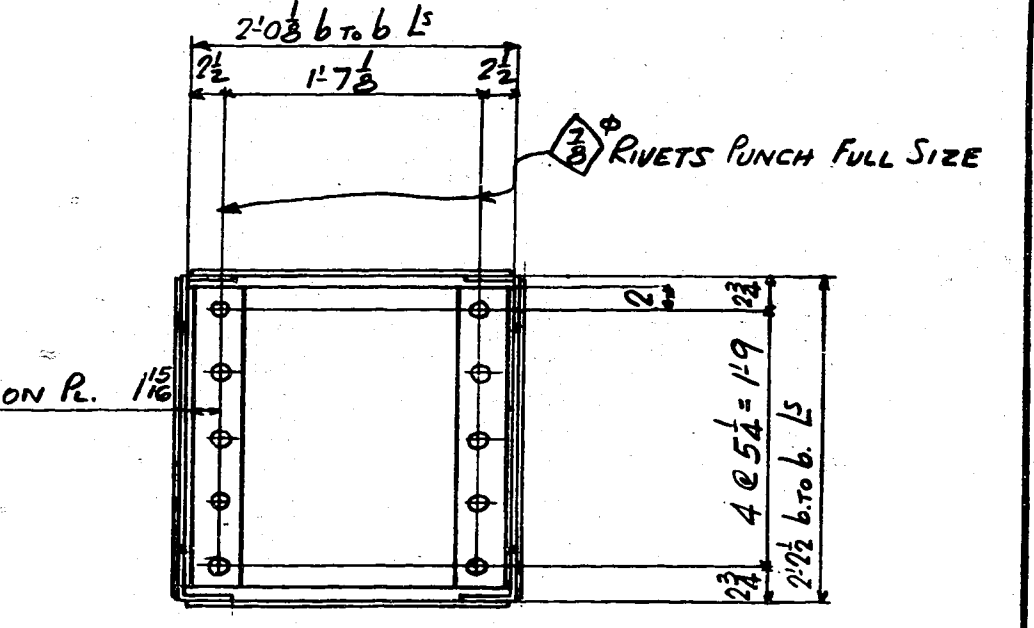
<b>THE R. C. MAHON COMPANY</b>		
DETROIT, MICHIGAN		
<b>STRUCTURAL STEEL DIVISION</b>		
MAIN AVENUE BRIDGE		
CLEVELAND OHIO		
Top Chord	U64-U65 N+S	Span #6
Made by	C.P.J.	Checked by AT Date 10-25-28
Shop Rivets	1" U.N. Sec Shop Paint	See Notes
Open Holes	1 1/2" U.N. Notes Shop Paint	
CONTRACT	37237	SHEET No. 320

L0145

L0160



SECTION A-A



SECTION B-B

1-TOP CHORD SECTION UG3-U64 S-UNIT\*3

NOTE  
 FOR GENERAL NOTES SEE SH # 298  
 FOR DETAIL OF MANHOLE SEE SH # 298

**THE R. C. MAHON COMPANY**  
 DETROIT, MICHIGAN  
 STRUCTURAL STEEL DIVISION

---

MAIN AVENUE BRIDGE  
 CLEVELAND, OHIO  
 TOP CHORD UG3-U64 S SPAN # 6

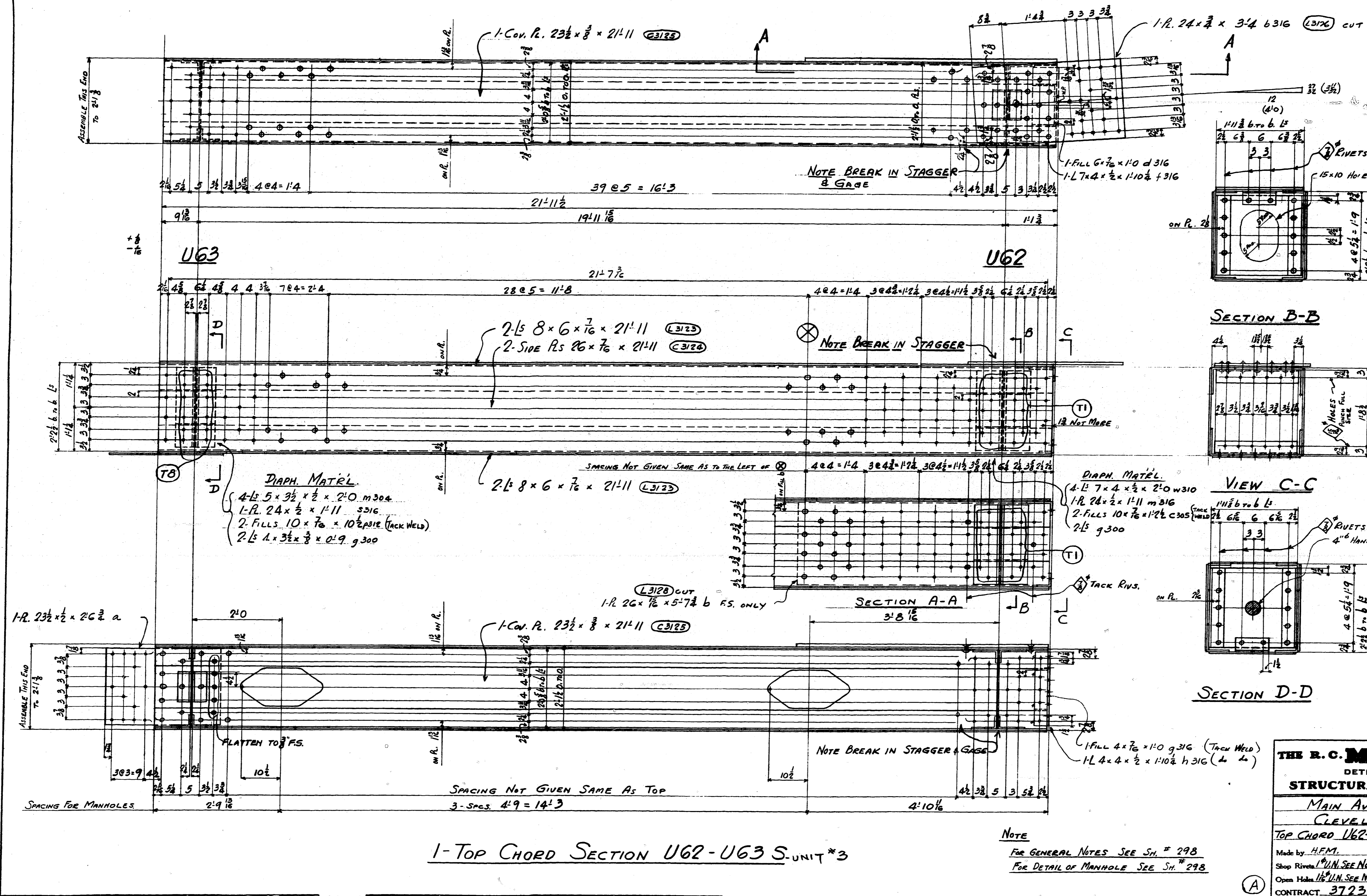
---

Made by H.F.M. Checked by AT Date 11-1-38  
 Shop Rivets U.M. SEE NOTE Shop Paint SEE NOTE  
 Open Holes U.M. SEE NOTE Field Paint

---

CONTRACT 37237 SHEET No. 319



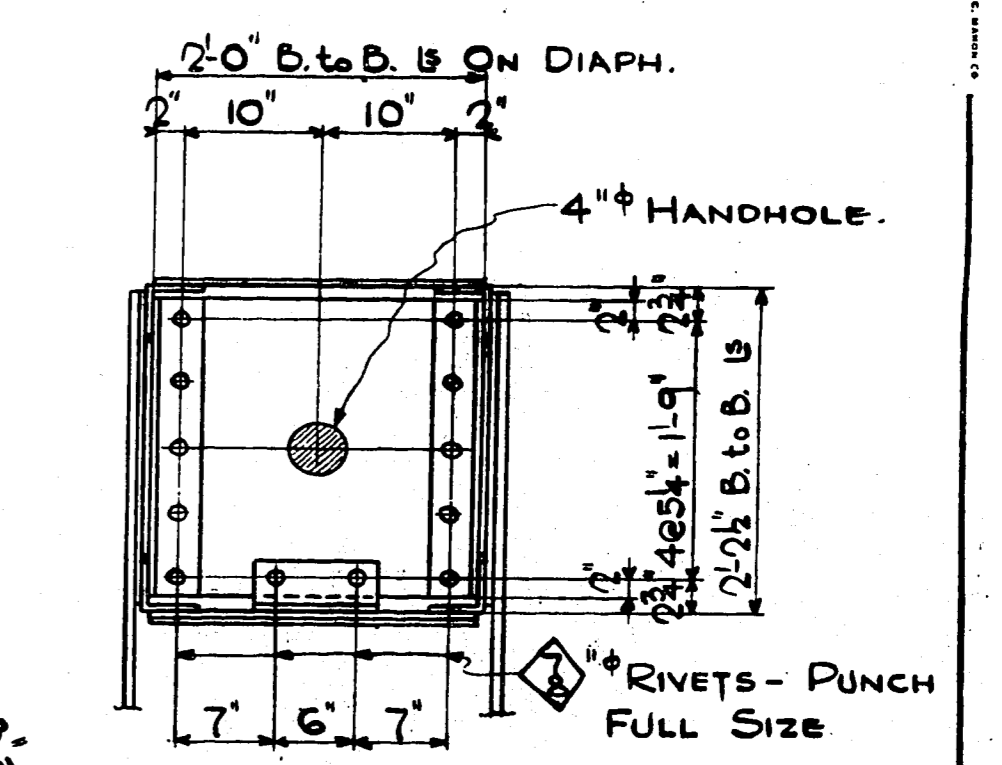
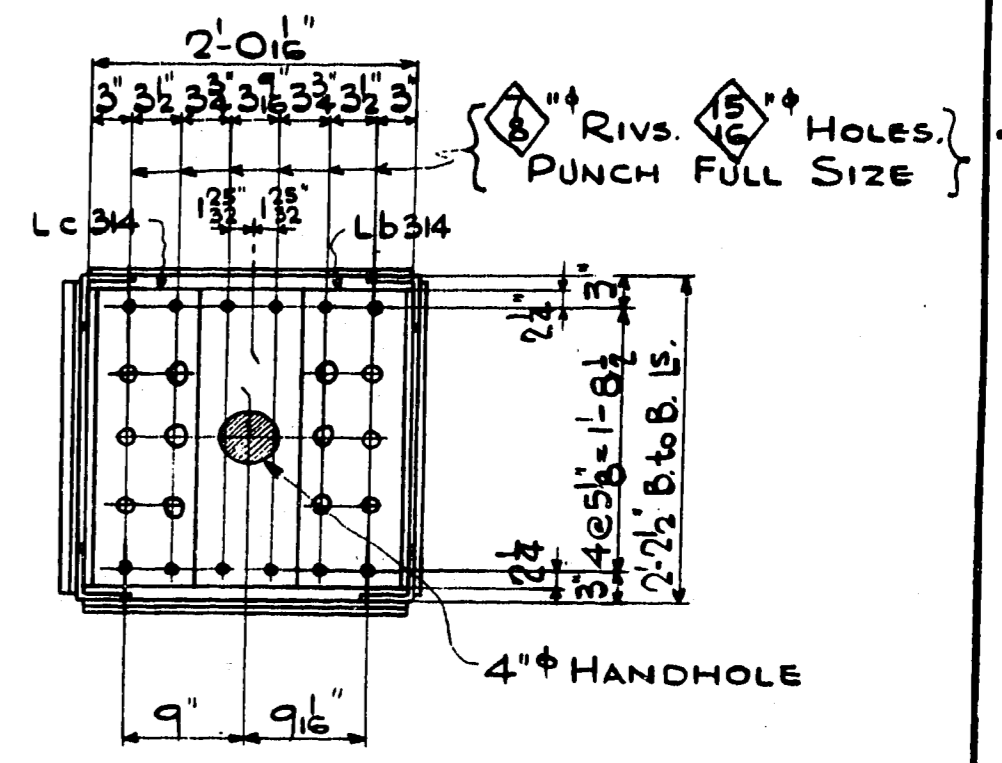
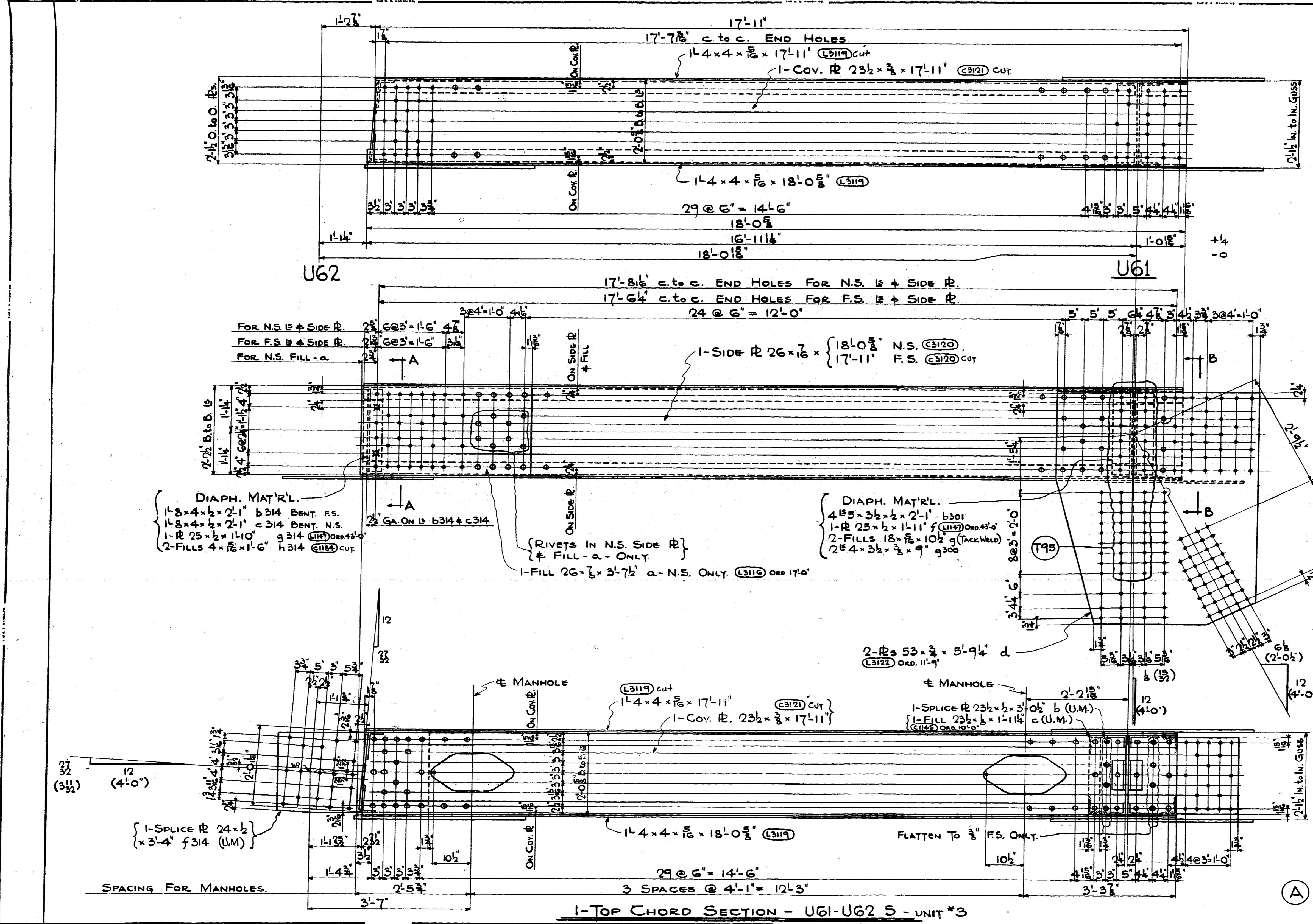


LO142

LO141

**THE R. C. MAHON COMPANY**  
 DETROIT, MICHIGAN  
**STRUCTURAL STEEL DIVISION**  
 MAIN AVENUE BRIDGE  
 CLEVELAND, OHIO  
 TOP CHORD U62-U63 S SPAN # 6  
 Made by H.E.M. Checked by G.A.K. Date 11-1-38  
 Shop Rivets 1/2" UN. SEE NOTE Shop Paint SEE NOTE  
 Open Holes 1/2" UN. SEE NOTE Field Paint  
 CONTRACT 37237 SHEET No. 317





NOTES:-  
 FOR GENERAL NOTES SEE SHEET 298  
 FOR DETAIL OF MANHOLE SEE SHEET 298

**THE R. C. MAHON COMPANY**  
 DETROIT, MICHIGAN  
**STRUCTURAL STEEL DIVISION**

---

MAIN AVENUE BRIDGE  
 CLEVELAND, OHIO

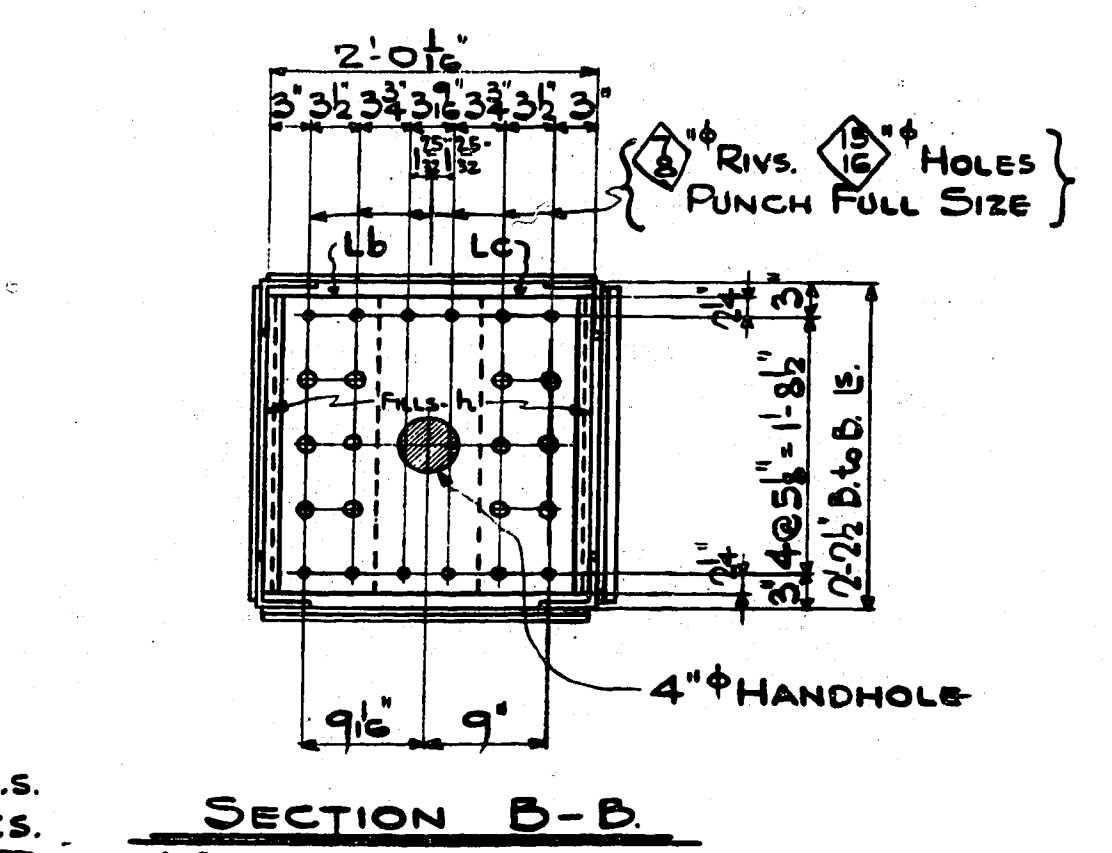
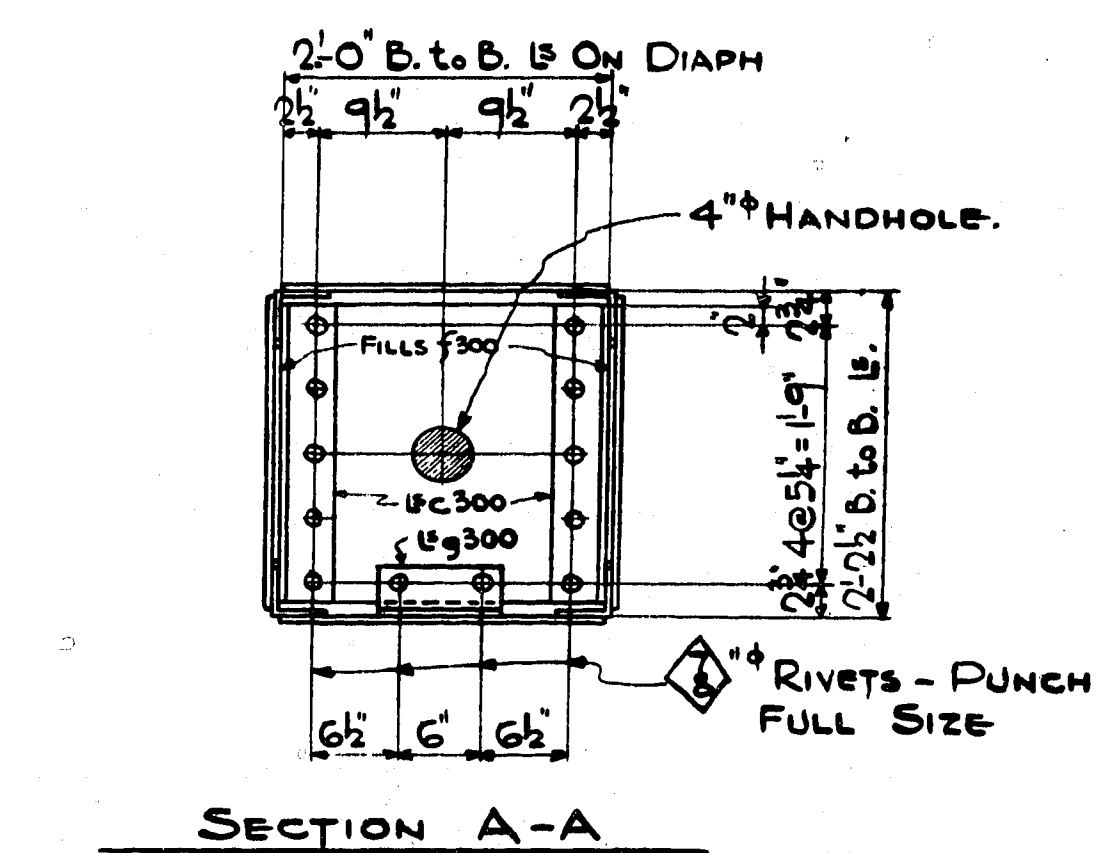
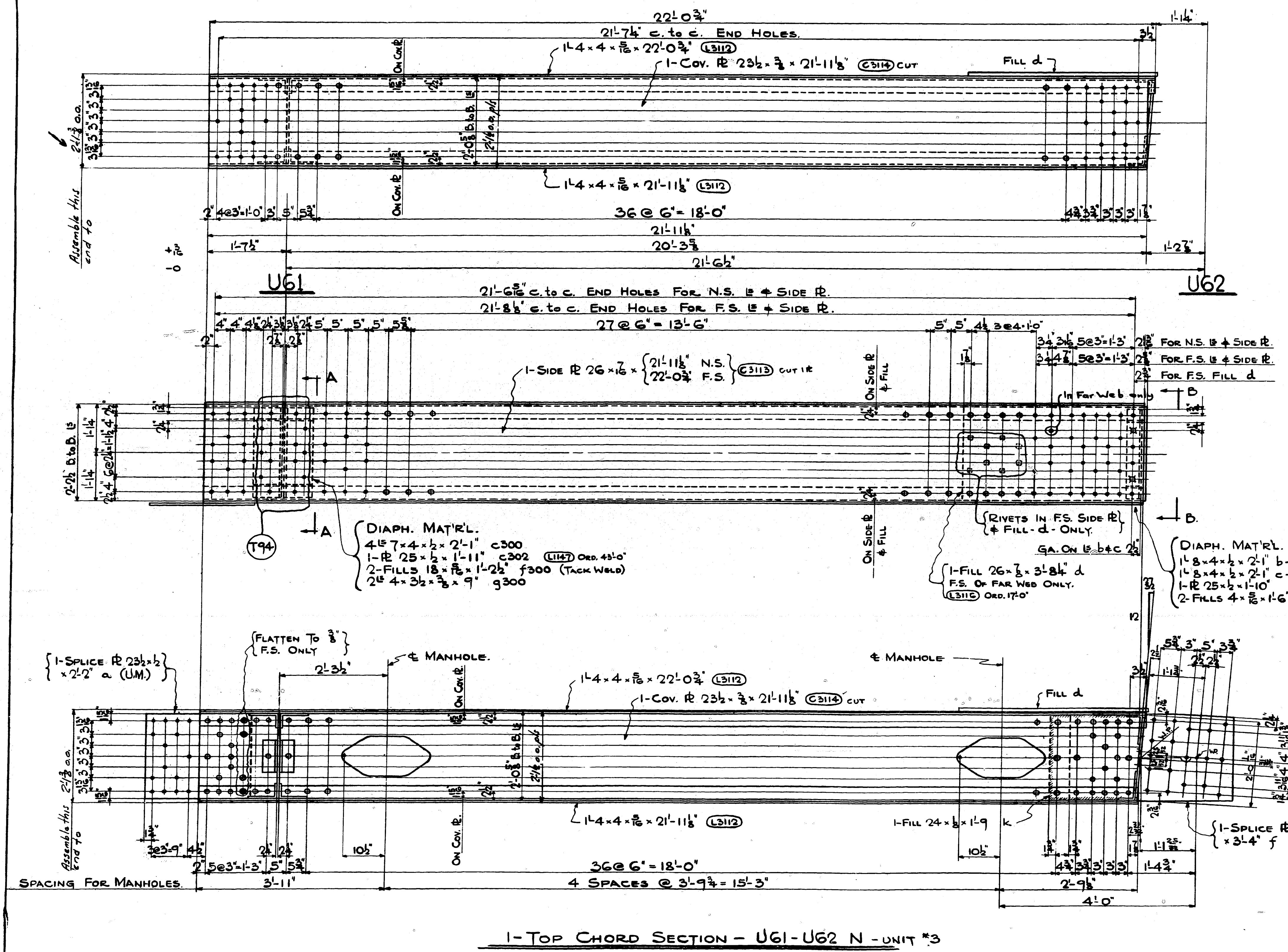
---

TOP CHORD U61-U62 SOUTH - SPAN # 6

Made by: JACK Checked by: AT Date: 11-1-38  
 Shop Rivets: UN. SEE NOTES Shop Paint: SEE NOTE  
 Open Holes: UN. SEE NOTES Field Paint:  
 CONTRACT: 37237 SHEET No. 315

LO 141

LO 140

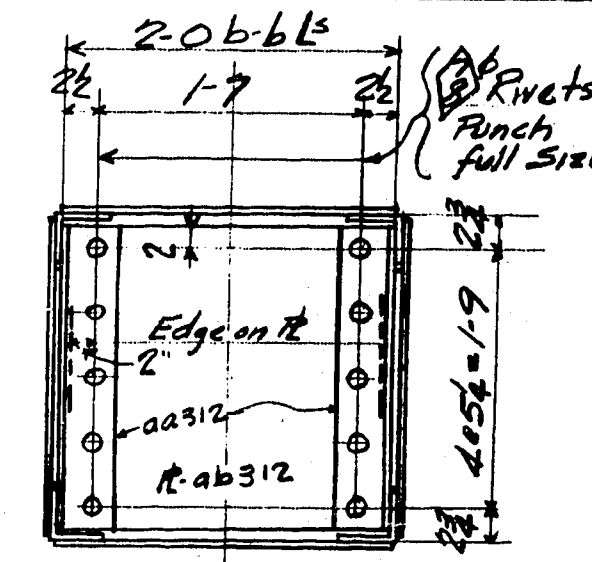
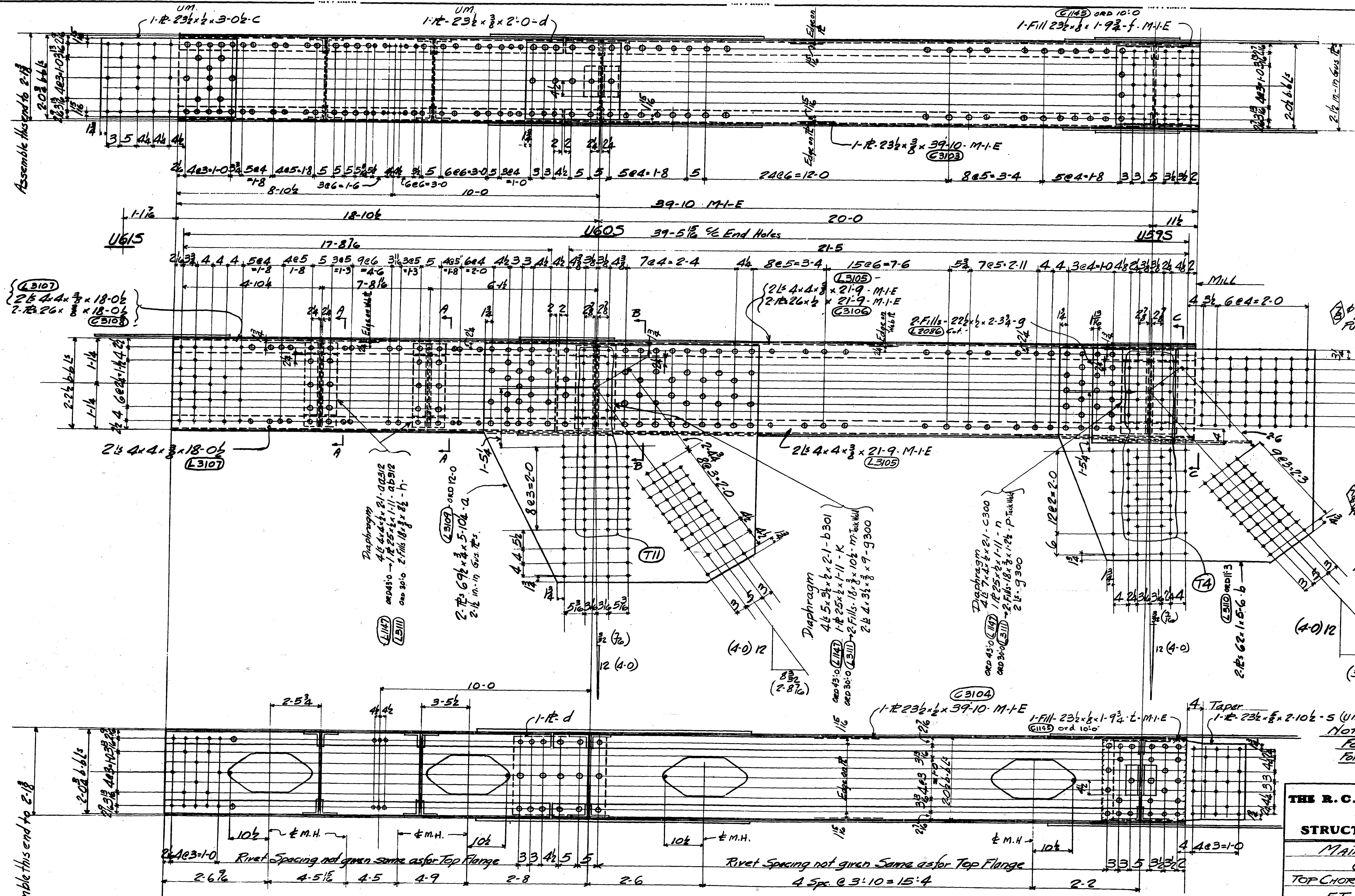


NOTES:-  
FOR GENERAL NOTES SEE SHEET 298  
FOR DETAIL OF MANHOLE SEE SHEET 298

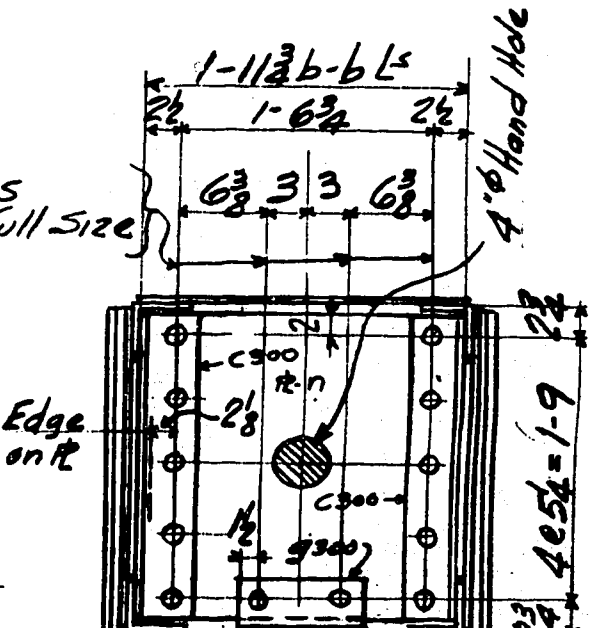
**THE R. C. MAHON COMPANY**  
DETROIT, MICHIGAN  
**STRUCTURAL STEEL DIVISION**  
MAIN AVENUE BRIDGE  
CLEVELAND, OHIO  
TOP CHORD UG1-U62 NORTH - SPAN #6  
Made by JACK Checked by AT Date 10-25-38  
Shop Rivets UN SEE NOTE Shop Paint SEE NOTE  
Open Holes UN SEE NOTE Field Paint  
CONTRACT 37237 SHEET No. 314

LO140

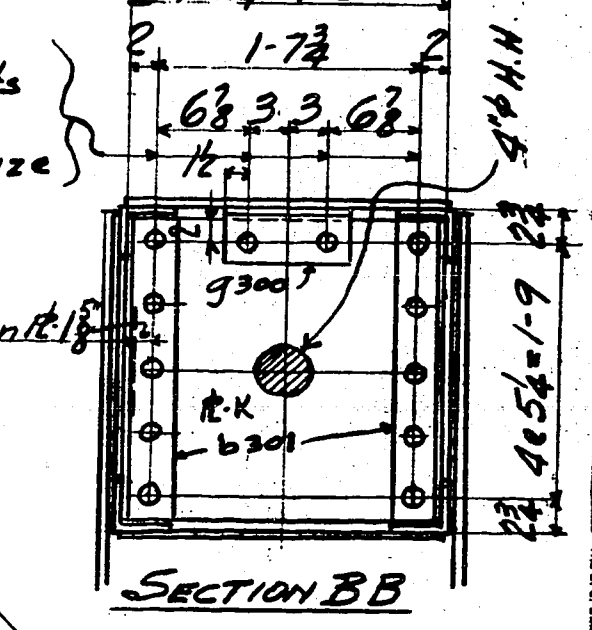
LO141



SECTION AA



SECTION CC



SECTION BB

1-TOP CHORD SECTION - U59-U615 - UNIT #3

NOTE -  
 FOR GEN. NOTES SEE SH. 278  
 FOR DETAIL OF MAN HOLE SEE SH. 278

**THE R. C. MAHON COMPANY**  
 DETROIT, MICHIGAN  
**STRUCTURAL STEEL DIVISION**

MAIN AVE BRIDGE  
 CLEVELAND, OHIO  
 TOP CHORD - U59-U615 - SPAN 6

Made by: ET Checked by: A.T. Date: 10-26-38  
 Shop Rivets: 1/4 UN. SEE NOTE Shop Price: SEE NOTE  
 Open Holes: 1/4 UN. SEE NOTE Field Price: SEE NOTE  
 CONTRACT: 37237 SHEET No: 313

L0140

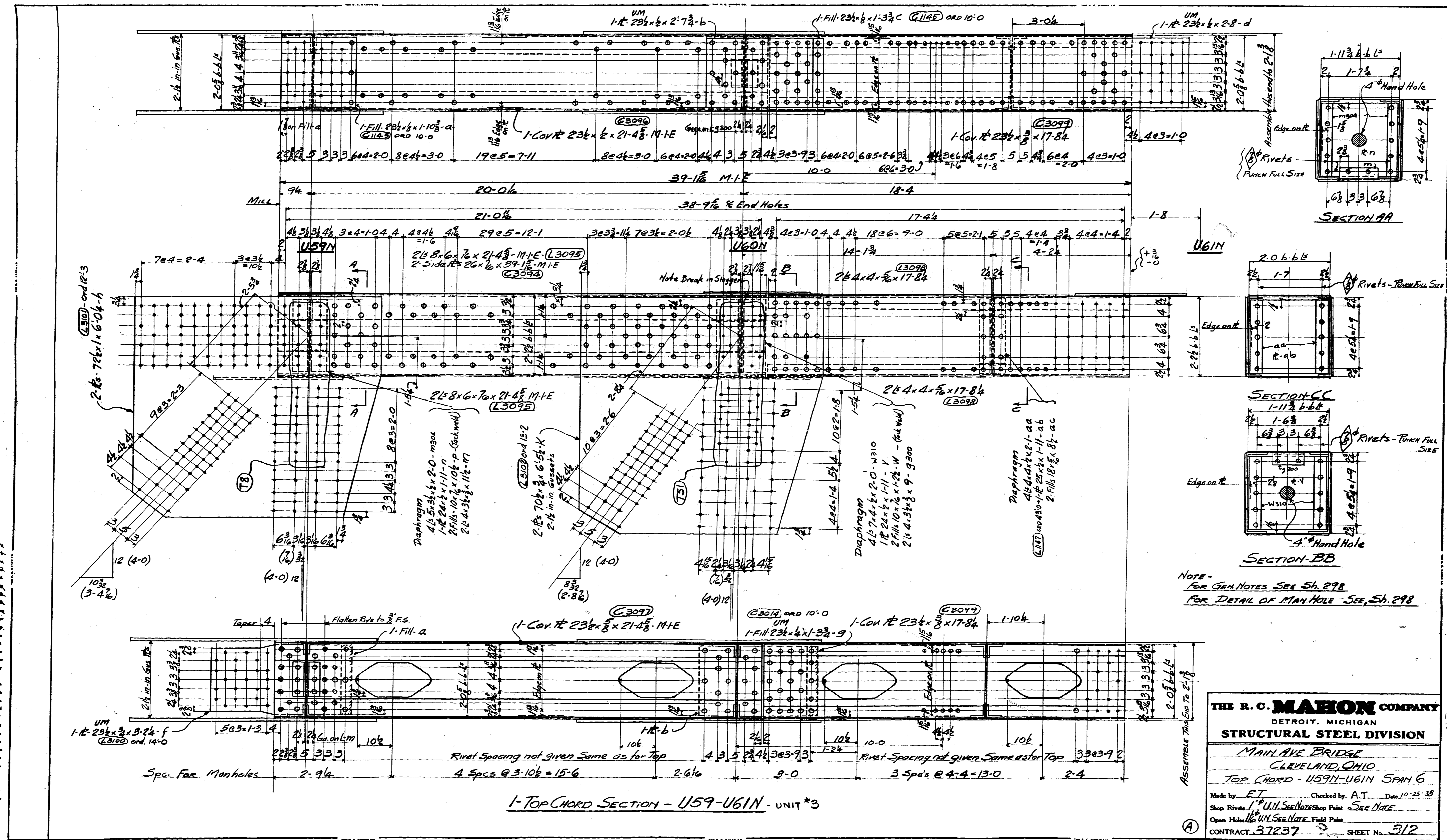
L0139

L0138

Assemble this end to 2-18

Assemble this end to 2-18





NOTE -  
 FOR GEN. NOTES SEE SH. 298  
 FOR DETAIL OF MAN HOLE SEE SH. 298

**THE R. C. MAHON COMPANY**  
 DETROIT, MICHIGAN  
**STRUCTURAL STEEL DIVISION**

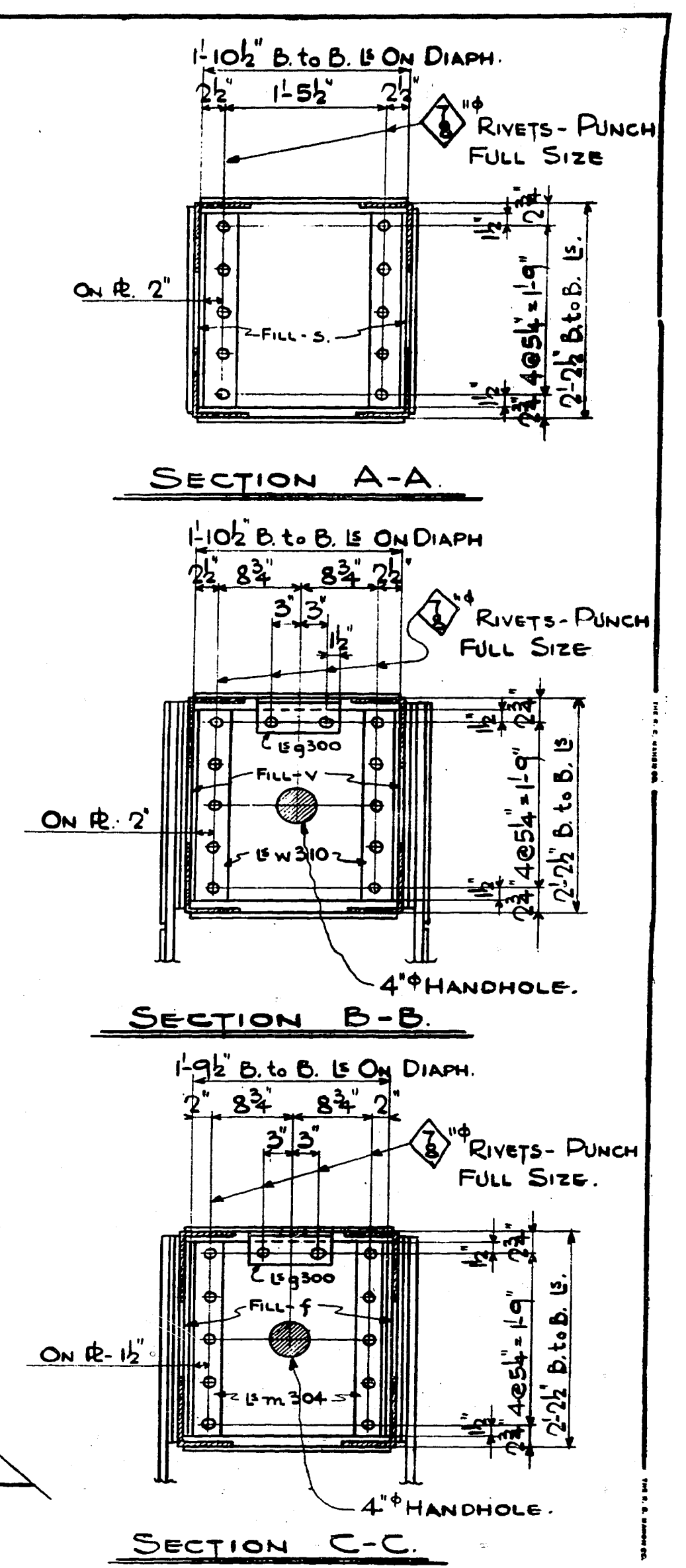
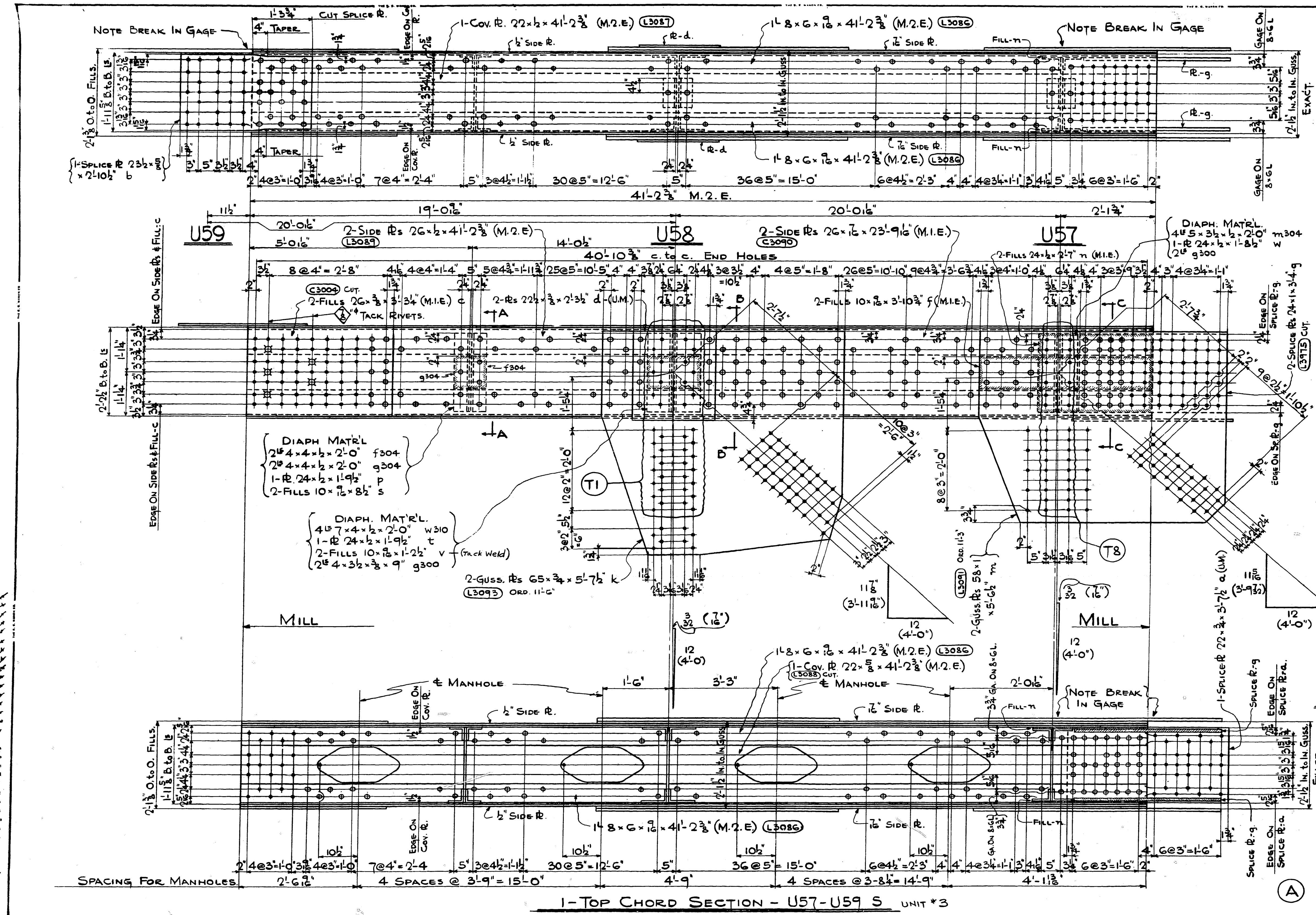
**MAIN AVE BRIDGE**  
 CLEVELAND, OHIO  
 TOP CHORD - U591N-U61N SPAN 6

Made by E.T. Checked by A.T. Date 10-25-38  
 Shop Rivets 1" U.N. SEE NOTE Shop Paint SEE NOTE  
 Open Holes U591N SEE NOTE Field Paint  
 CONTRACT 37237 SHEET No. 312

L0138

L0139

L0140

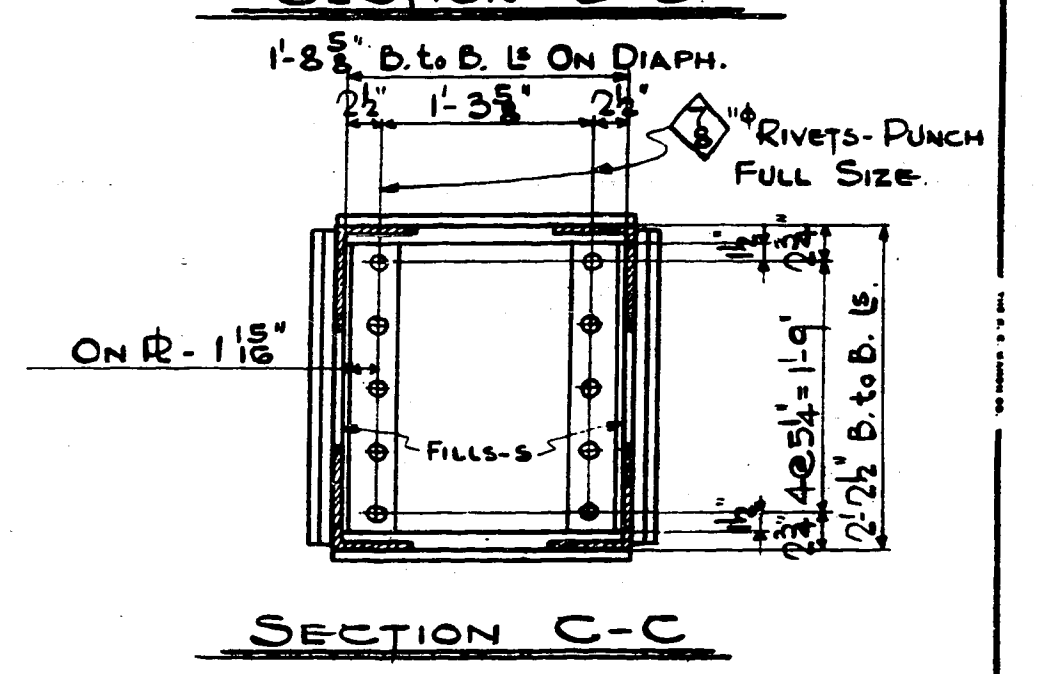
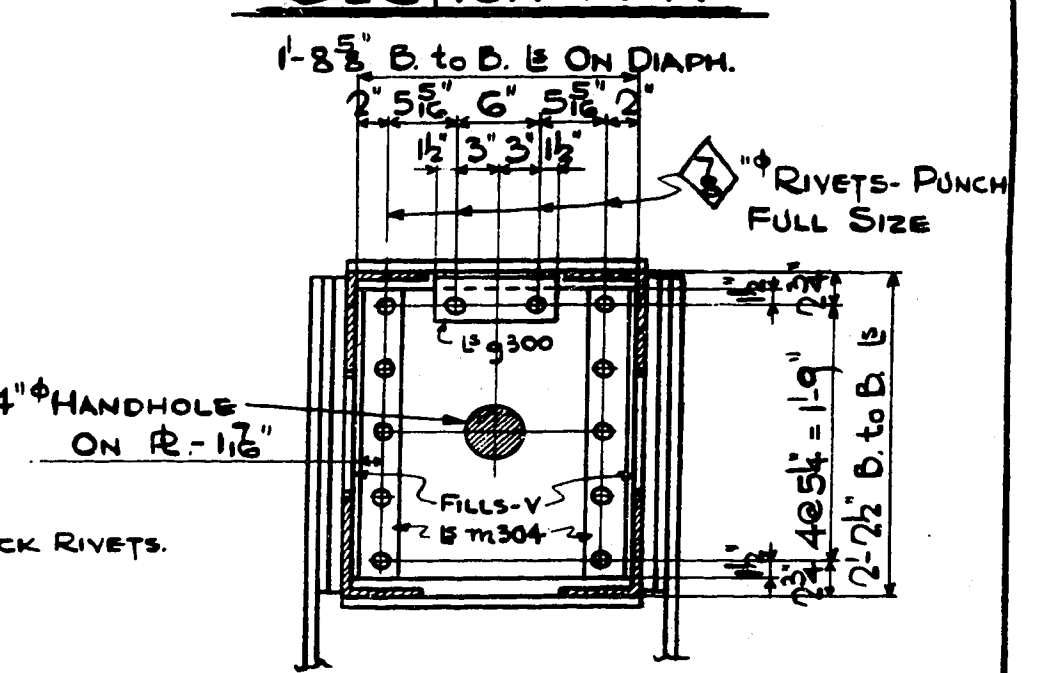
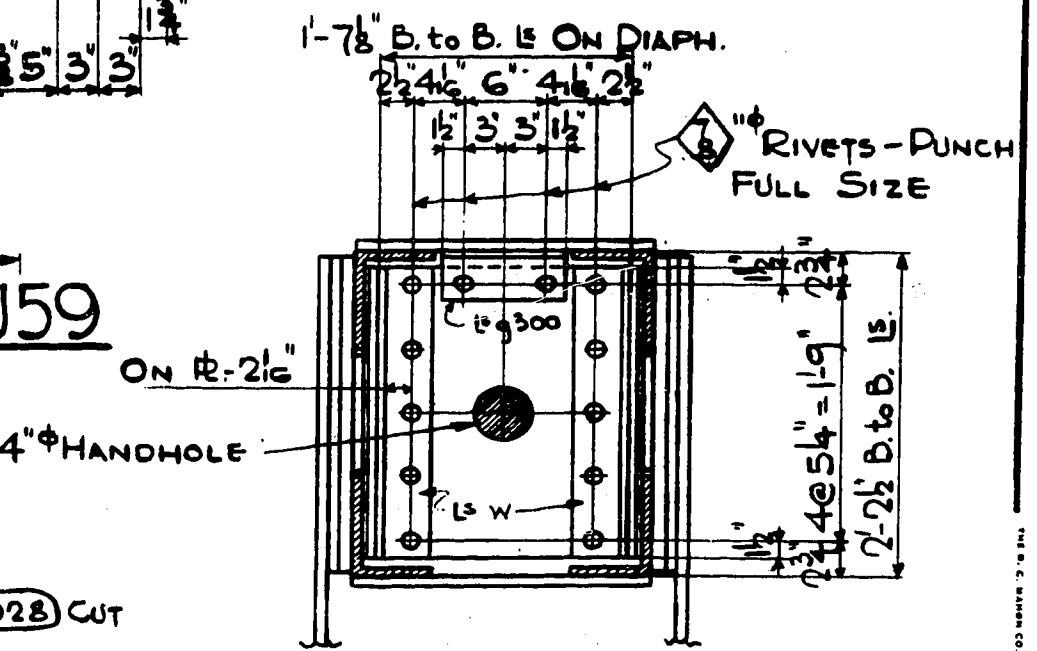
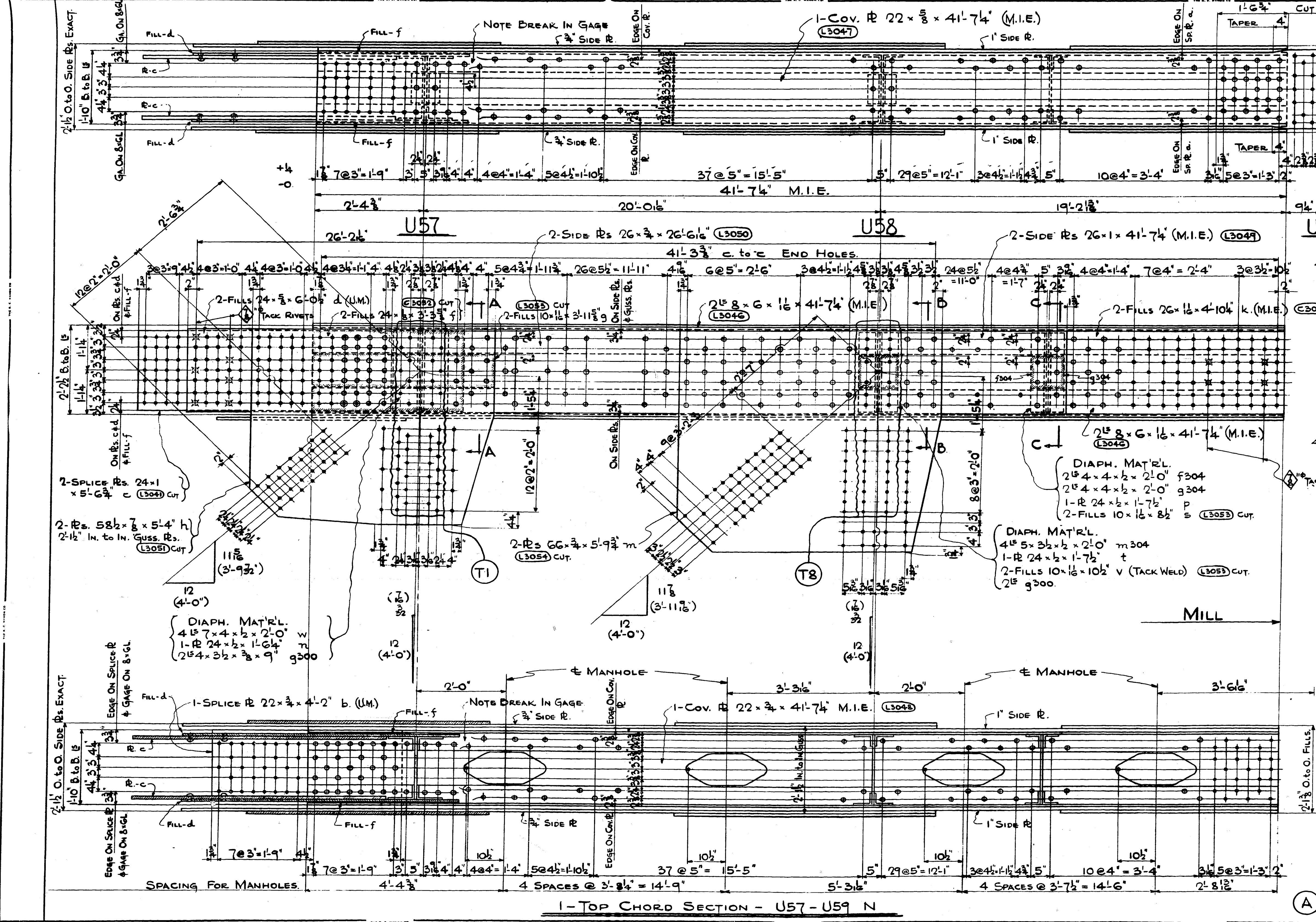


**NOTES:**  
 FOR GENERAL NOTES SEE SHEET 298  
 FOR DETAIL OF MANHOLE SEE SHEET 298

**THE R. C. MAHON COMPANY**  
 DETROIT, MICHIGAN  
**STRUCTURAL STEEL DIVISION**  
 MAIN AVENUE BRIDGE  
 CLEVELAND, OHIO

TOP CHORD U57-U59 SOUTH - SPAN #6

Made by JACK Checked by AT Date 11-1-38  
 Shop Rivets UN. SEE NOTE Shop Paint SEE NOTE  
 Open Holes UN. SEE NOTE Field Paint  
 CONTRACT 37237 SHEET No. 311

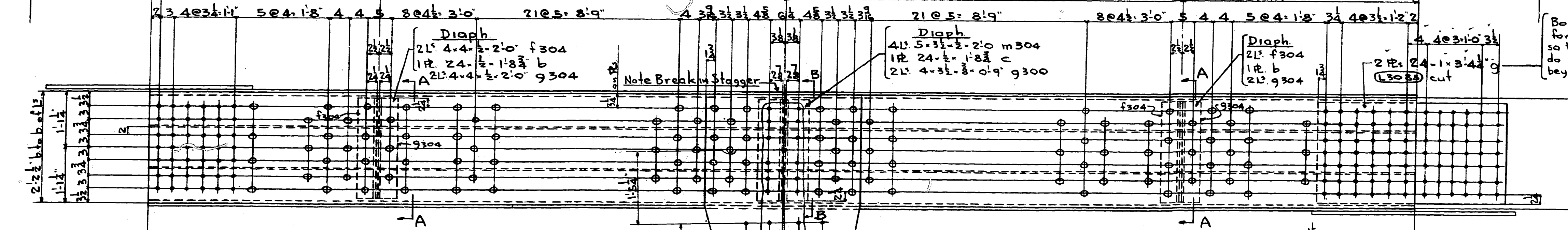
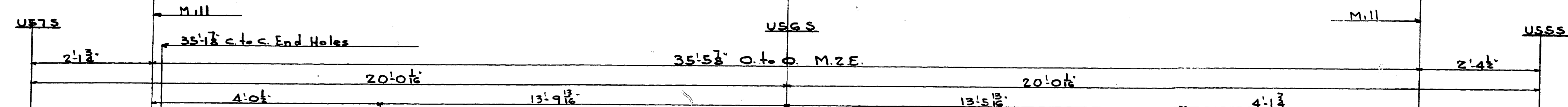
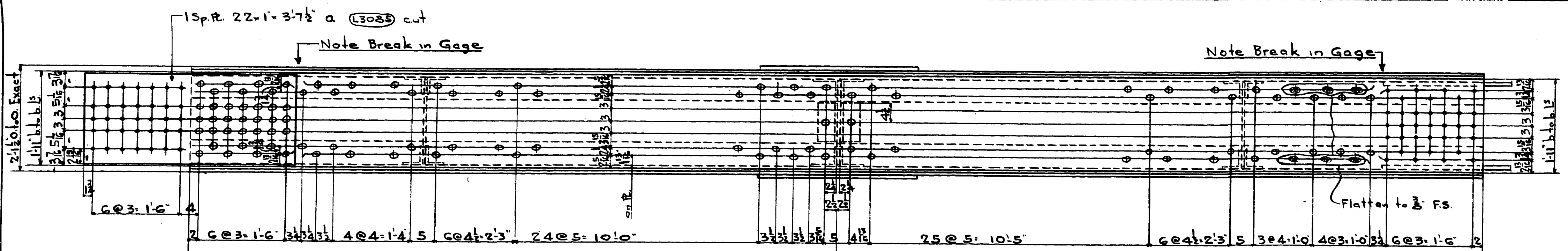


**NOTES:**  
 FOR GENERAL NOTES SEE SHEET # 298  
 FOR DETAIL OF MANHOLE SEE SHEET # 206

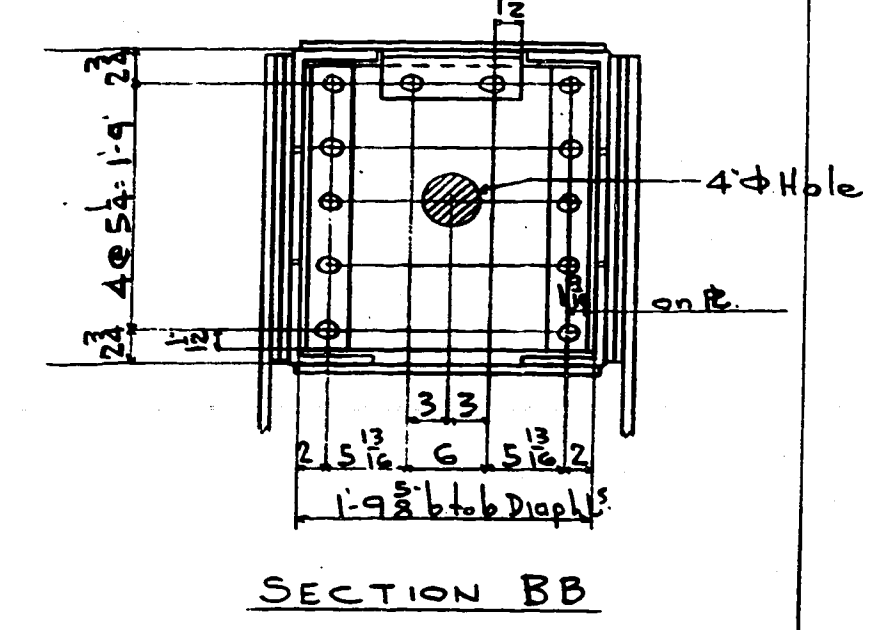
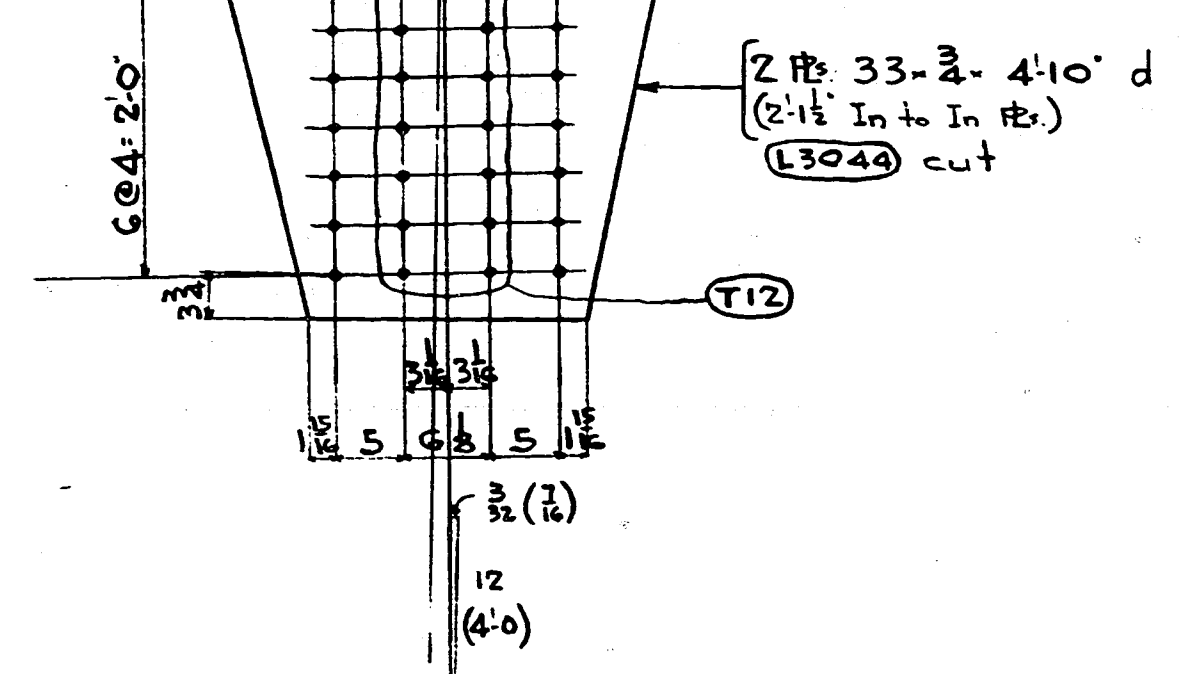
**THE R. C. MAHON COMPANY**  
 DETROIT, MICHIGAN  
**STRUCTURAL STEEL DIVISION**  
 MAIN AVENUE BRIDGE  
 CLEVELAND, OHIO

TOP CHORD U57-U59 NORTH - SPAN # G.

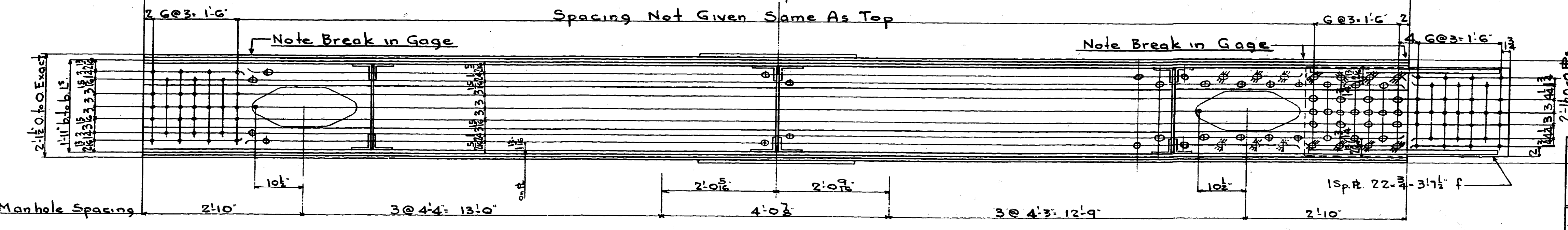
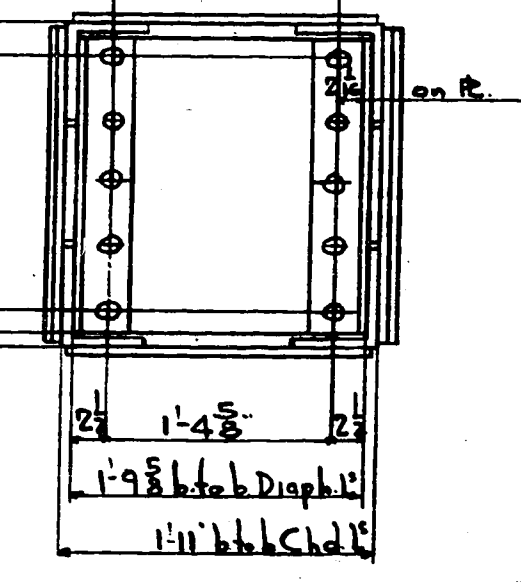
Made by TASK Checked by GAX Date 12-25-38  
 Shop Rivets UN See Note Shop Paint SEE NOTE  
 Open Holes UN See Note Field Paint  
 CONTRACT 37237 SHEET No. 310



**Main Material**  
 4 L<sup>s</sup> 8-6-16-35-58 MZE (L3020)  
 4 Side Pl<sup>s</sup> 26-3-35-58 MZE (C3082)  
 2 Pl<sup>s</sup> 10-16-35-58 MZE (L3021)  
 1 Top Cov. Pl<sup>s</sup> 22-4-35-58 MZE (C3084)  
 1 Bott. Cov. Pl<sup>s</sup> 22-8-35-58 MZE (C3083) cut



Bolt back in shop for shipment so that splice plates do not project beyond main material



1 TOP CHORD SECTION USS-US75

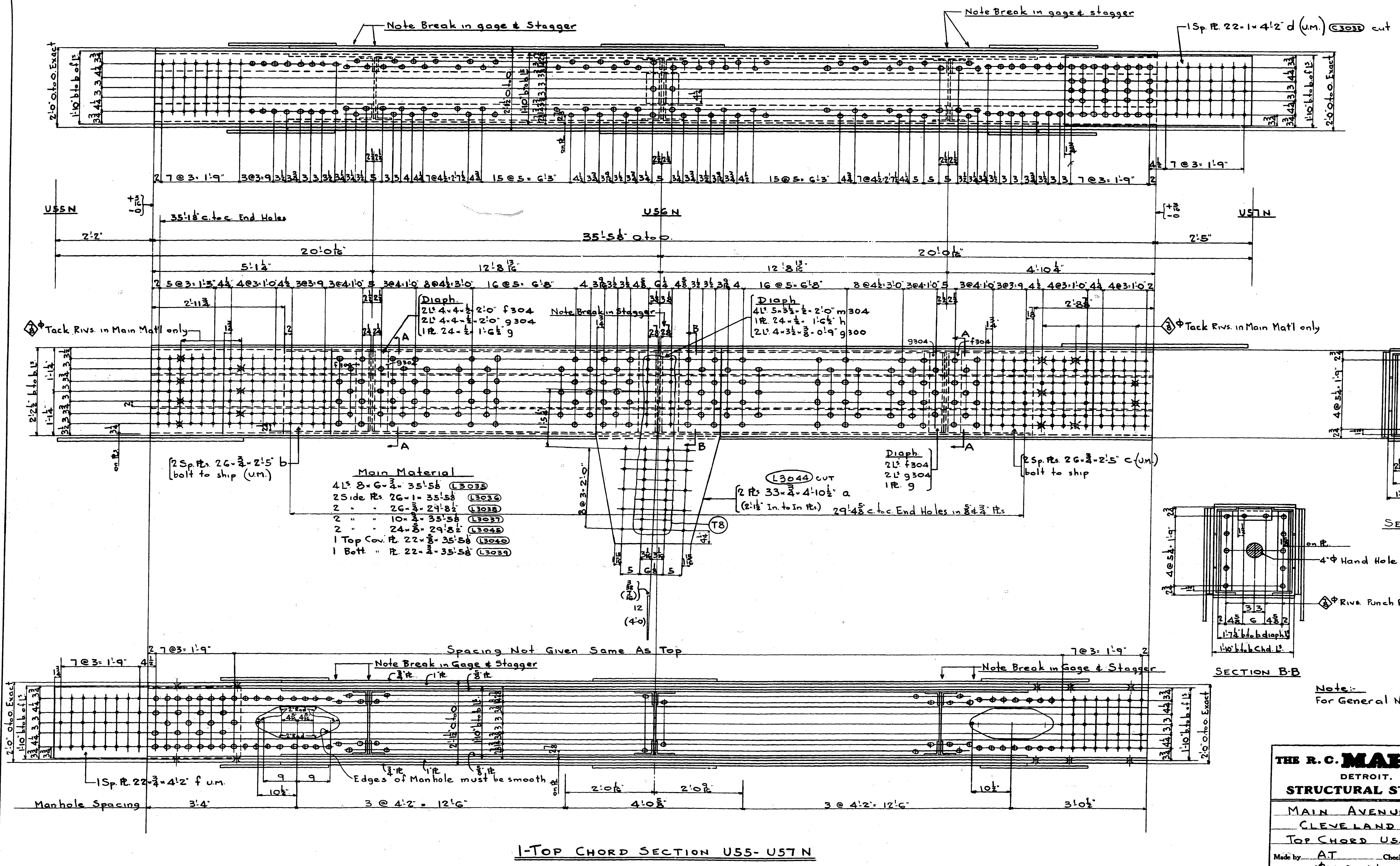
Note:  
 For General Notes See Sh.# 298  
 For Detail of Manhole See Sh.# 306

<b>THE R. C. MAHON COMPANY</b>	
DETROIT, MICHIGAN	
<b>STRUCTURAL STEEL DIVISION</b>	
MAIN AVENUE BRIDGE	
CLEVELAND OHIO	
TOP CHORD SECTION USS-US75 (SPAN 6)	
Made by <u>AT</u>	Checked by <u>GAK</u> Date <u>10-26-38</u>
Shop Rivets <u>1" UN</u> See Notes Shop Paint See Notes	Open Holes <u>1 1/2"</u> See Notes Field Paint
CONTRACT <u>37237</u>	SHEET No. <u>309</u>

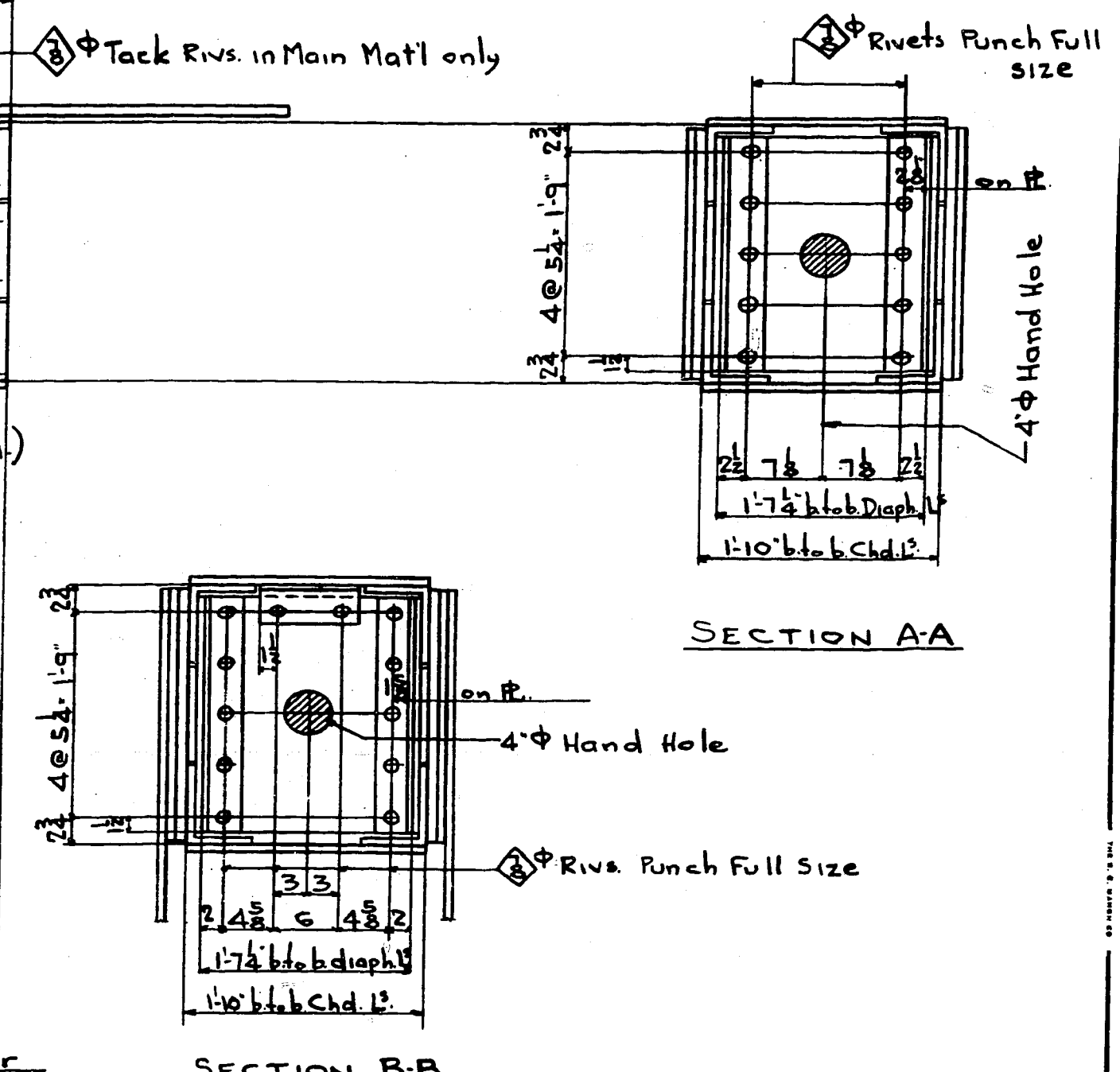
L0136

L0117

L0118



- Main Material**
- 4 1/2 Sp. Riv. 26-3/8 x 35'-5 1/2 (L3033)
  - 2 Side Riv. 26-1/8 x 35'-5 1/2 (L3036)
  - 2 " " 26-3/8 x 29'-8 1/2 (L3038)
  - 2 " " 10-3/8 x 35'-5 1/2 (L3037)
  - 2 " " 24-3/8 x 29'-8 1/2 (L3042)
  - 1 Top Cov. Riv. 22-3/8 x 35'-5 1/2 (L3045)
  - 1 Bott. " Riv. 22-3/8 x 35'-5 1/2 (L3033)



Note: For General Notes See Sh # 298

**THE R. C. MAHON COMPANY**  
 DETROIT, MICHIGAN  
**STRUCTURAL STEEL DIVISION**

MAIN AVENUE BRIDGE  
 CLEVELAND, OHIO  
 TOP CHORD U55-U57N (SPAN G)

Made by: AT Checked by: GAK Date: 10-25-38  
 Shop Rivets: UN. See Notes Shop Paint: See Note  
 Open Hole: UN. " " Field Paint

CONTRACT 37237 SHEET No. 308

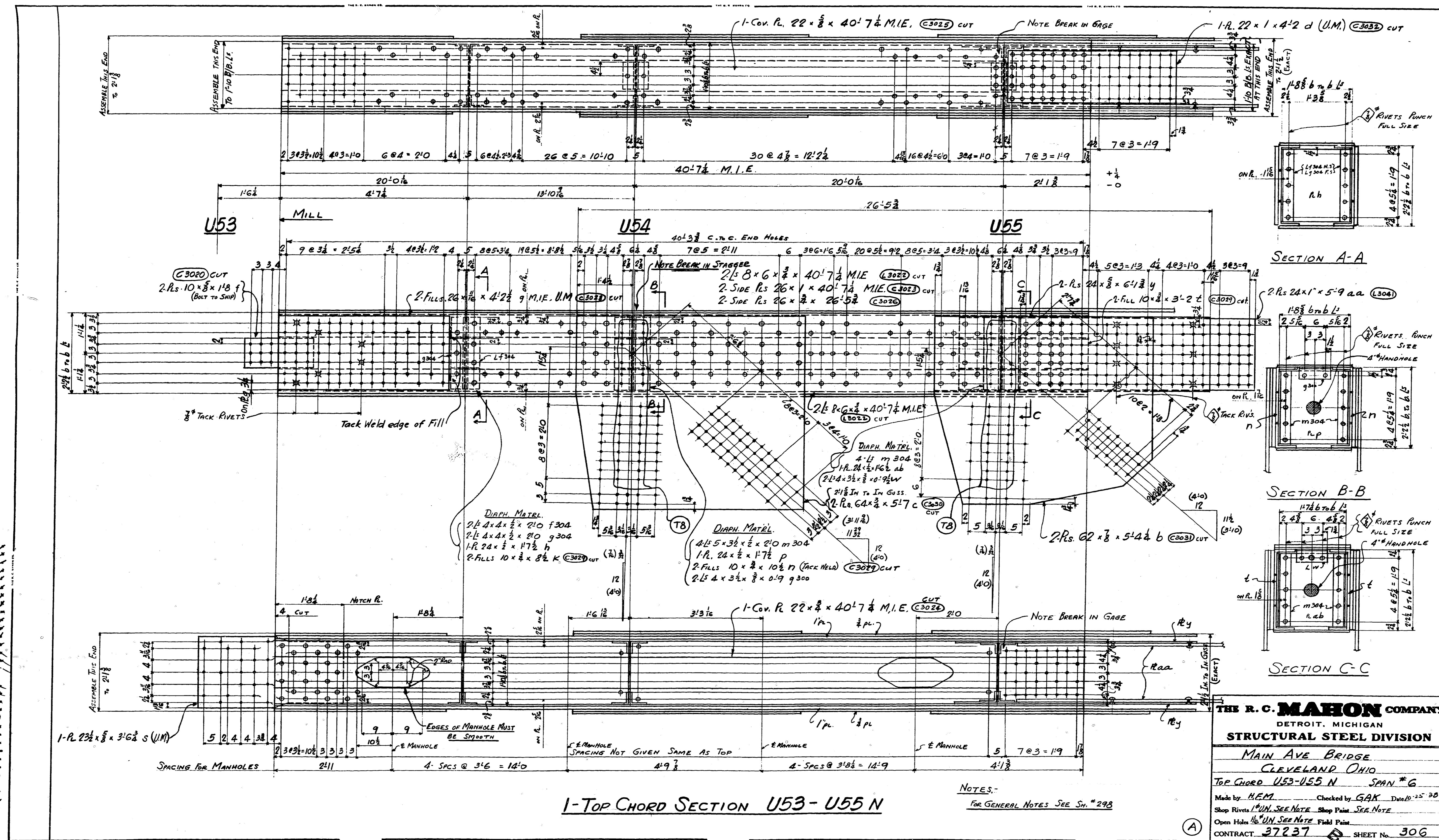
L0118

L0117

L0136

**1-TOP CHORD SECTION U55- U57N**





1-TOP CHORD SECTION U53-U55 N

NOTES:-  
FOR GENERAL NOTES SEE SH. # 298

**THE R. C. MAHON COMPANY**  
DETROIT, MICHIGAN  
**STRUCTURAL STEEL DIVISION**

MAIN AVE BRIDGE  
CLEVELAND, OHIO

TOP CHORD U53-U55 N SPAN # 6

Made by M.E.M. Checked by G.A.K. Date 10-25-30  
Shop Rivets 1" UN. SEE NOTE Shop Paint SEE NOTE  
Open Holes 1" UN. SEE NOTE Field Paint

CONTRACT 37237 SHEET No. 306

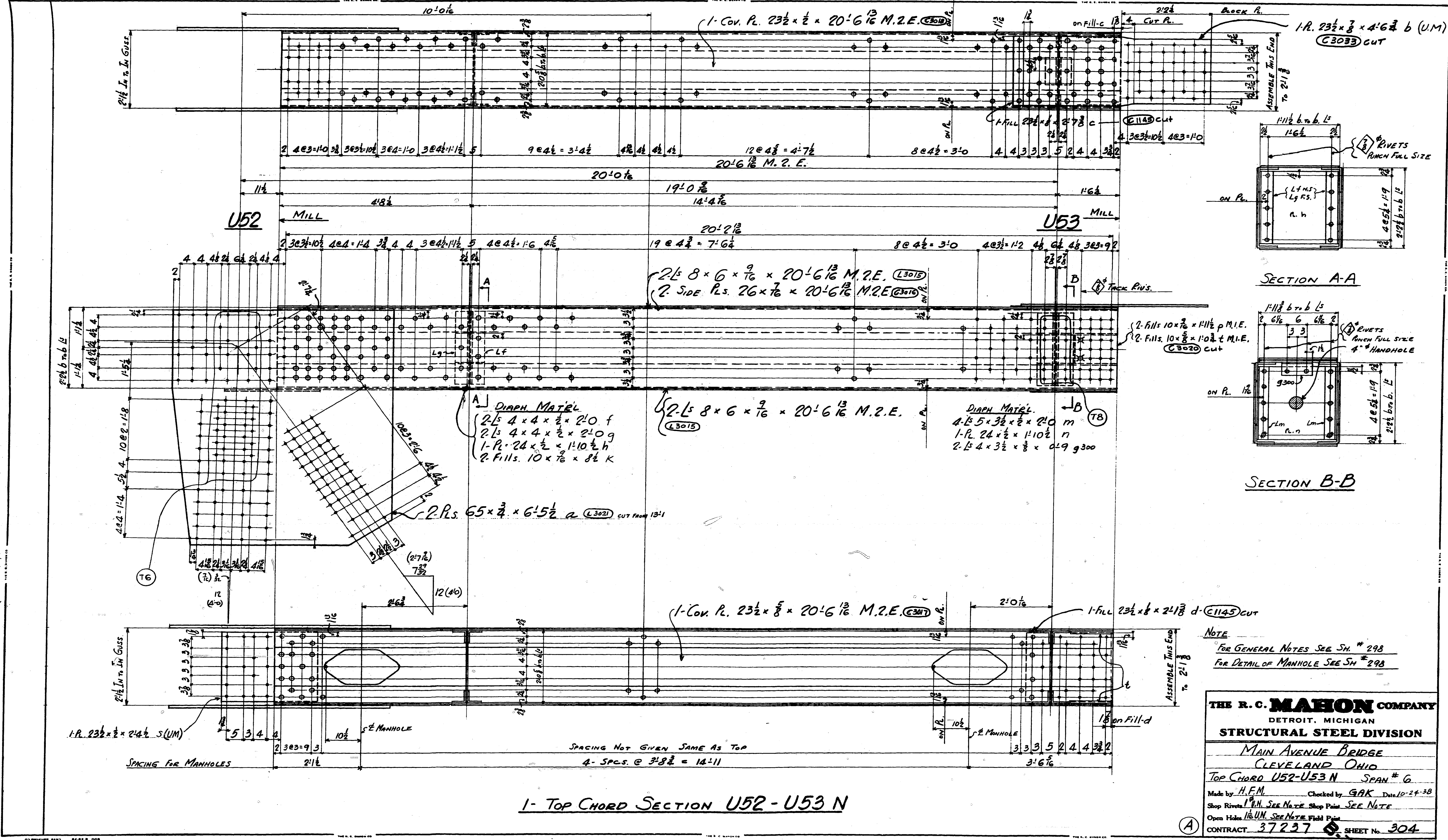
L0116

L0117

L0118

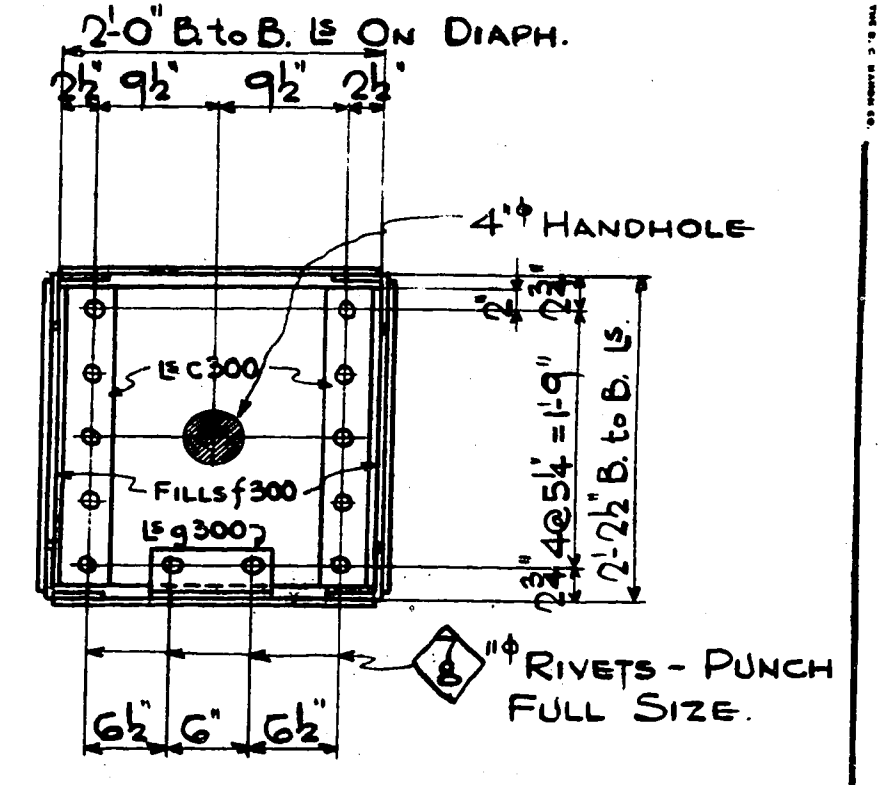
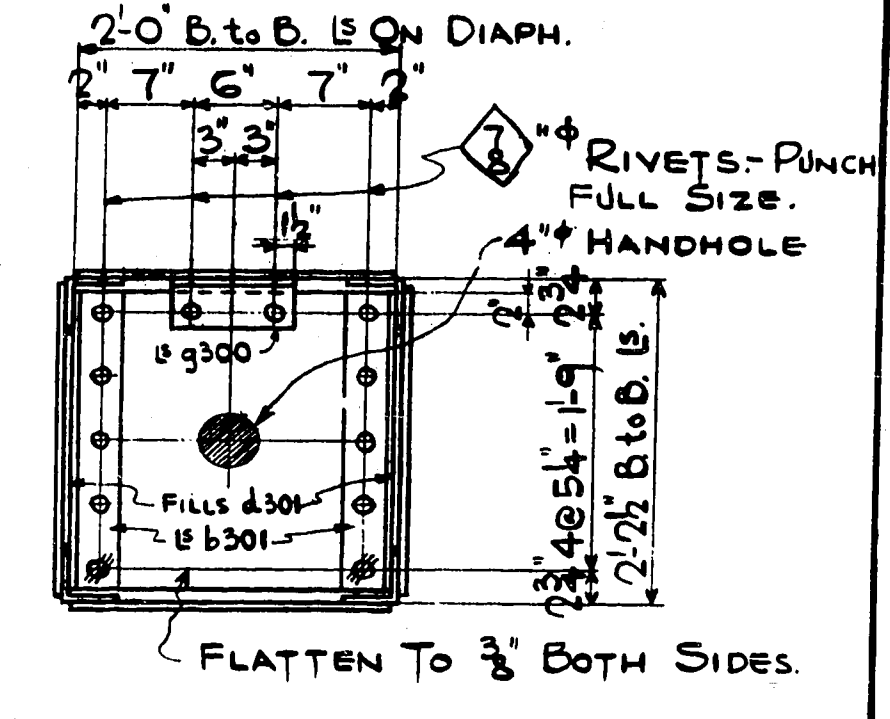
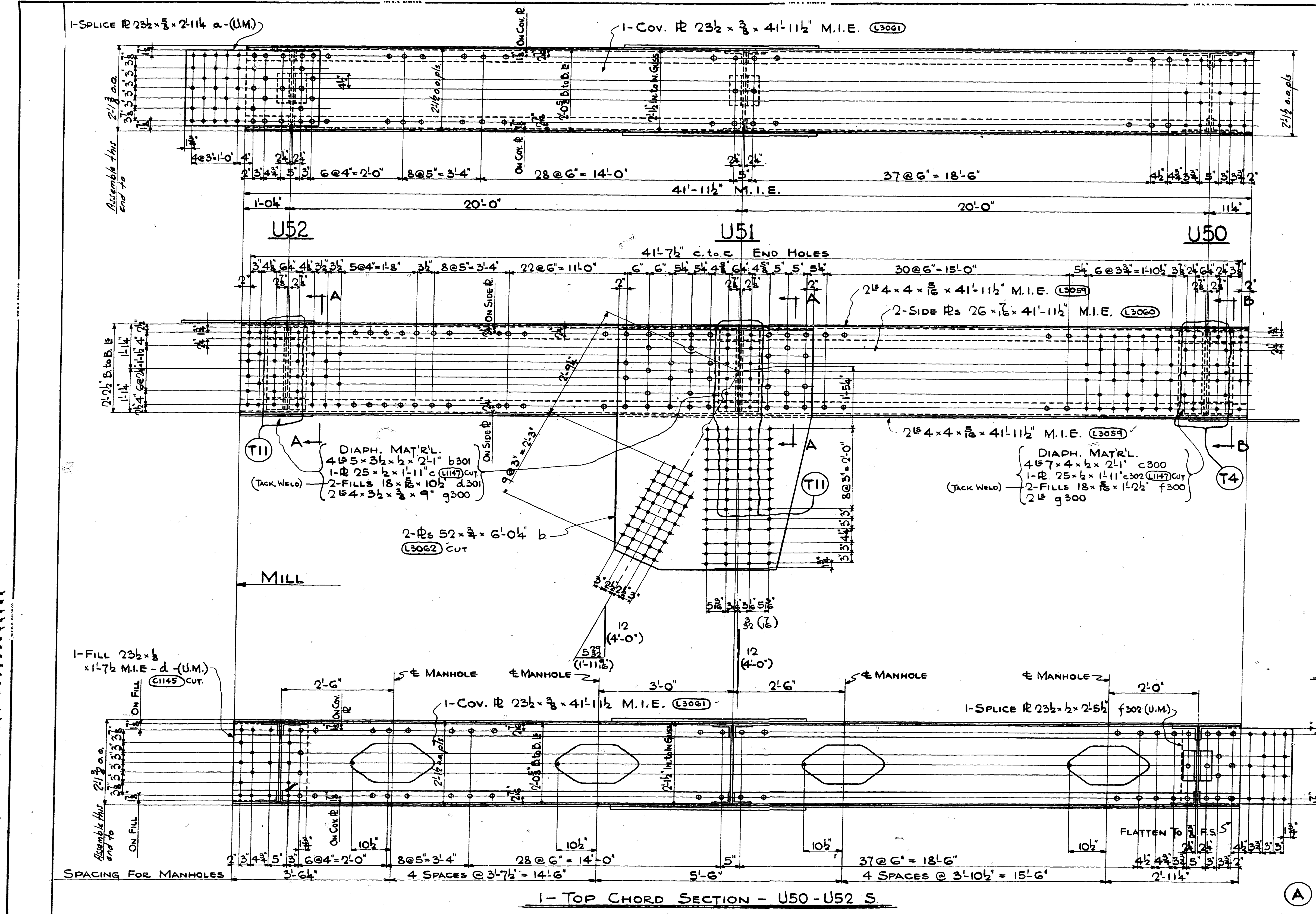






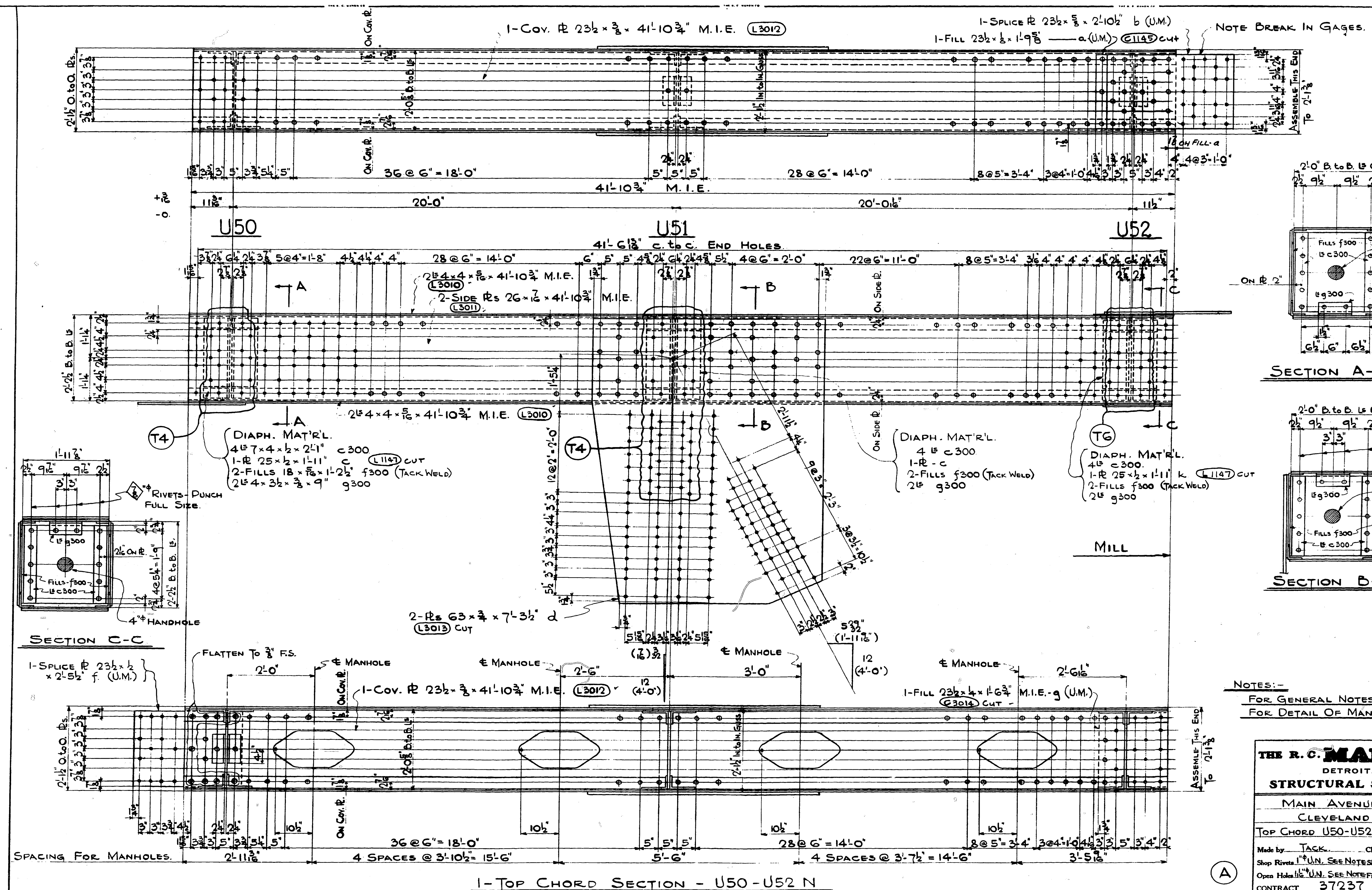
L0115

L0116

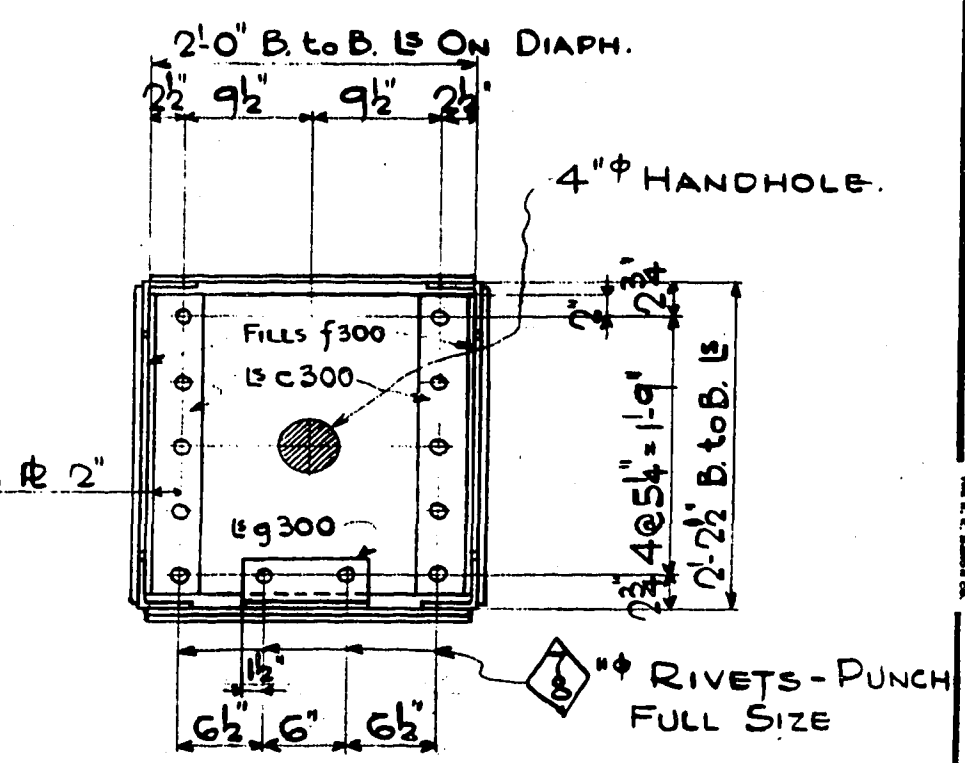


NOTE :-  
 FOR GENERAL NOTES SEE SH. 298  
 FOR DETAIL OF MANHOLE SEE SH. 298

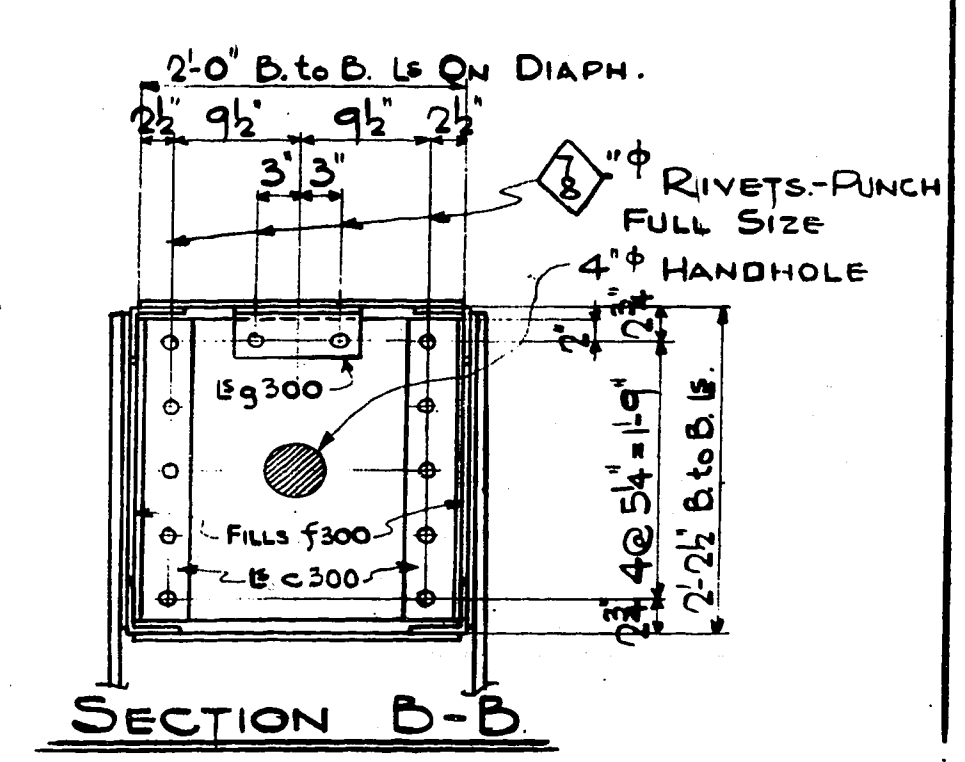
**THE R. C. MAHON COMPANY**  
 DETROIT, MICHIGAN  
**STRUCTURAL STEEL DIVISION**  
 MAIN AVENUE BRIDGE  
 CLEVELAND, OHIO  
 TOP CHORD U50-U52 SOUTH - SPAN #6  
 Made by TACK. Checked by GAK Date 10-26-38  
 Shop Rivets (U.M.) SEE NOTES Shop Paint. SEE NOTE  
 Open Holes (U.M.) SEE NOTES Field Paint.  
 CONTRACT 37237 SHEET No. 303



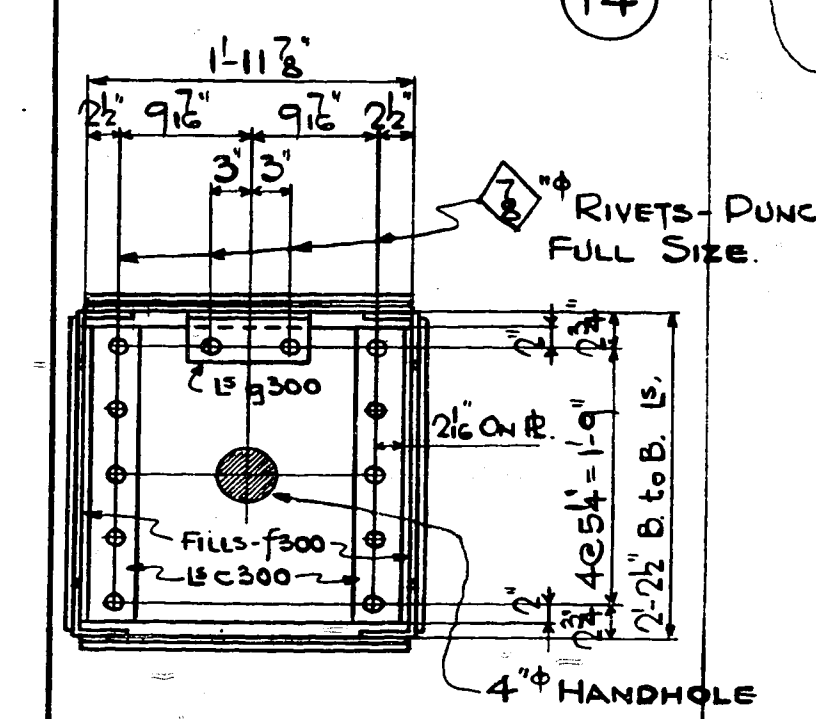
1-TOP CHORD SECTION - U50-U52 N



SECTION A-A



SECTION B-B



SECTION C-C

NOTES:-  
 FOR GENERAL NOTES SEE SH. 298  
 FOR DETAIL OF MANHOLE SEE SH. 298

**THE R. C. MAHON COMPANY**  
 DETROIT, MICHIGAN  
**STRUCTURAL STEEL DIVISION**  
 MAIN AVENUE BRIDGE  
 CLEVELAND, OHIO  
 TOP CHORD U50-U52 NORTH - SPAN # 6  
 Made by TACK Checked by GAK Date 10-24-38  
 Shop Rivets UN. SEE NOTES Shop Paint SEE NOTE.  
 Open Holes UN. SEE NOTES Field Paint SEE NOTE.  
 CONTRACT 37237 SHEET No. 302

LO-113

LO-114

LO-115