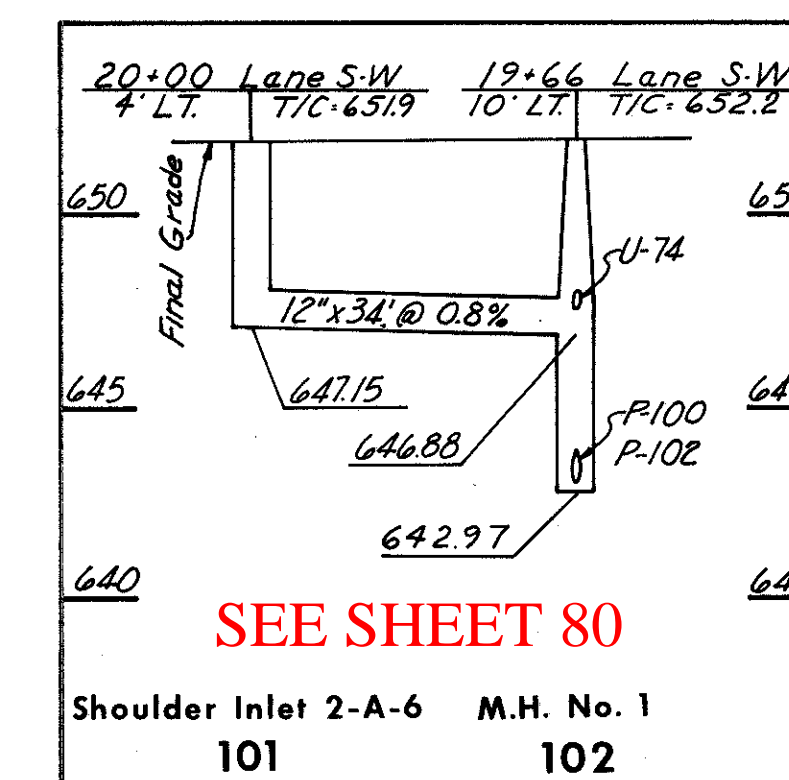


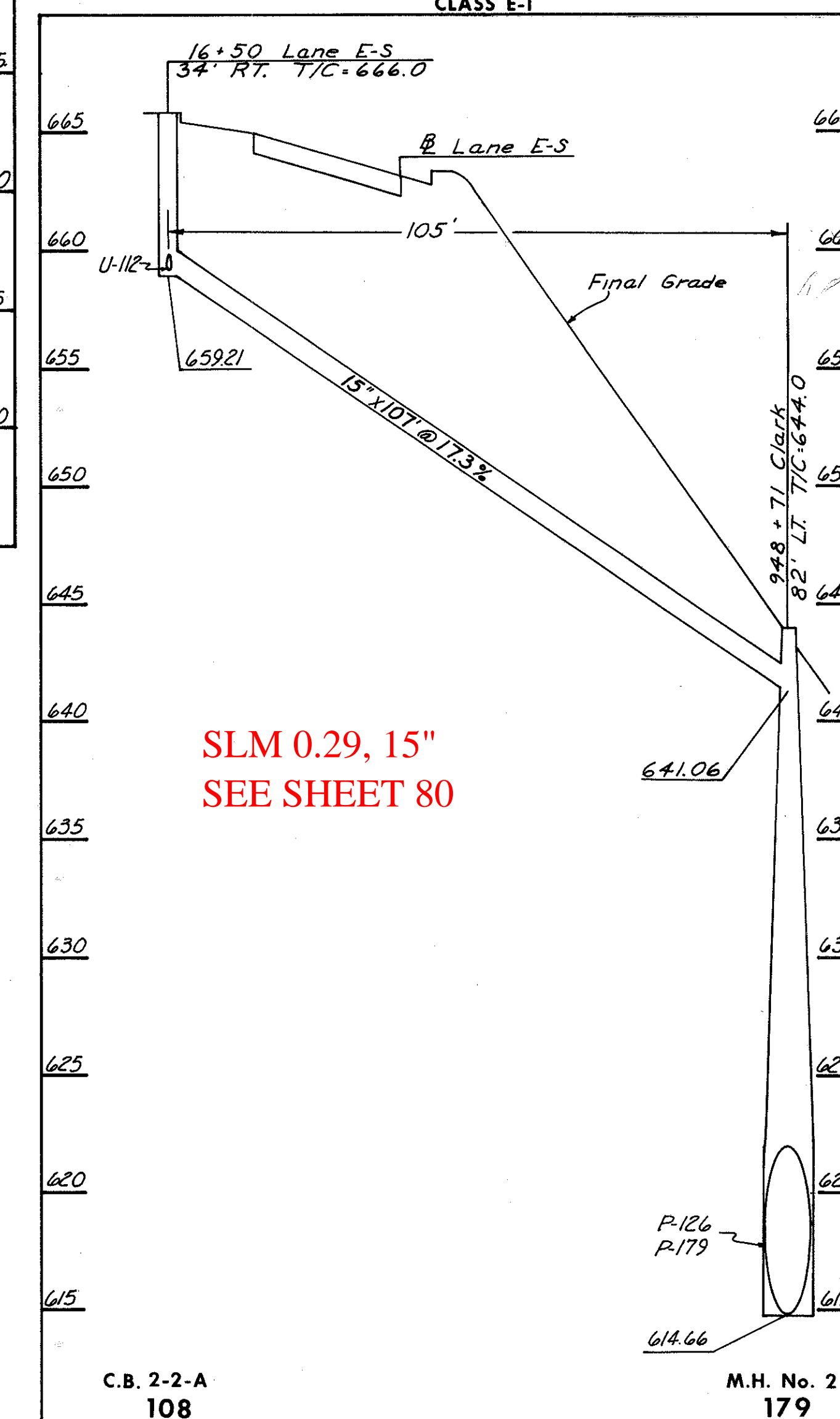
CUYAHOGA COUNTY
CITY OF CLEVELAND
MEDINA-CLARK INTERCHANGE
CUY-71-18.54
CUY-90-13.81



SEE SHEET 80

Shoulder Inlet 2-A-6 M.H. No. 1
101 102

P-101
CLASS E-1



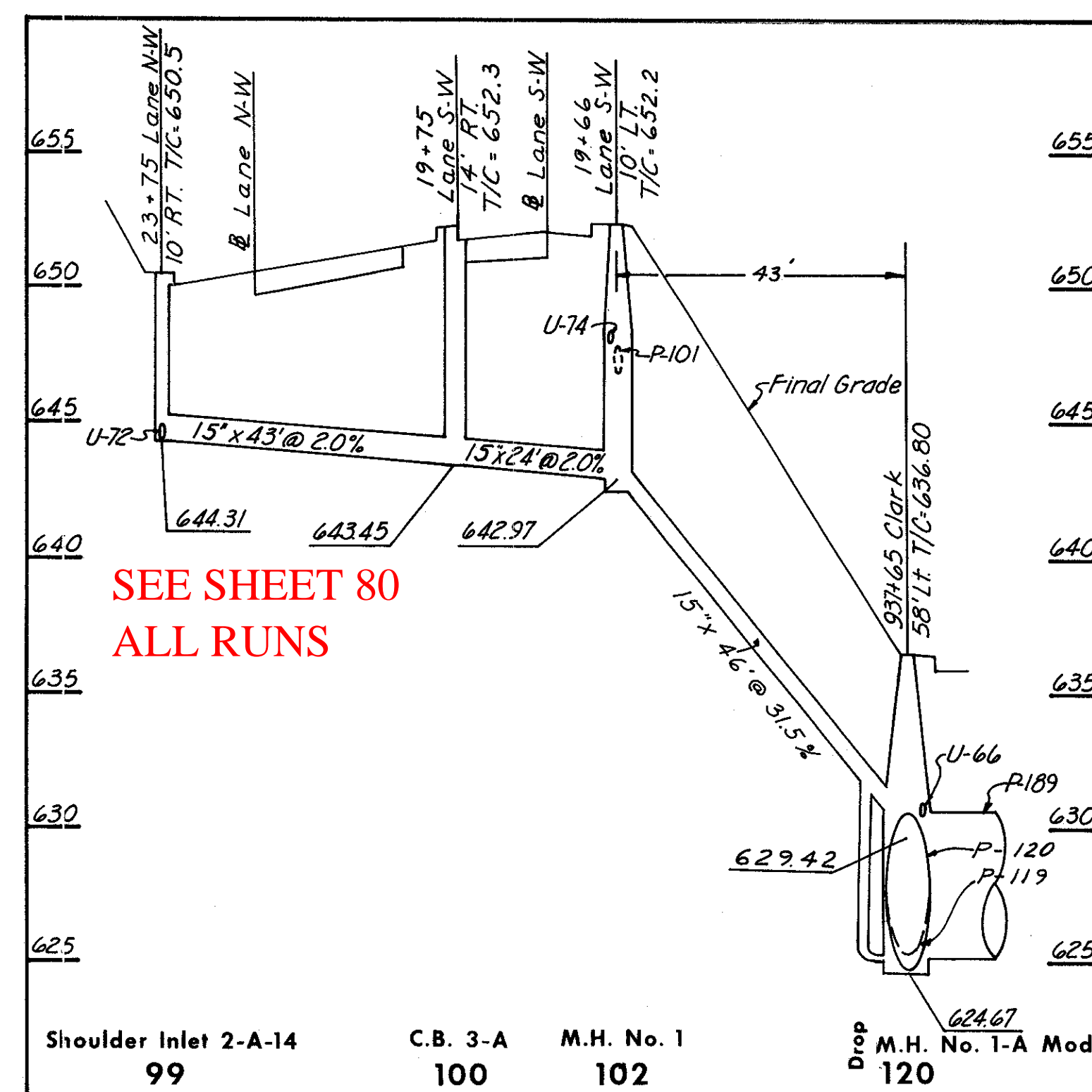
SLM 0.29, 15"
SEE SHEET 80

C.B. 2-2-A
108

M.H. No. 2
179

P-108
CLASS B-1
Sec. M-6.6(b) or
M-6.8(b)

P-99 thru P-103,
P-105, and P-108
SEWER PROFILES



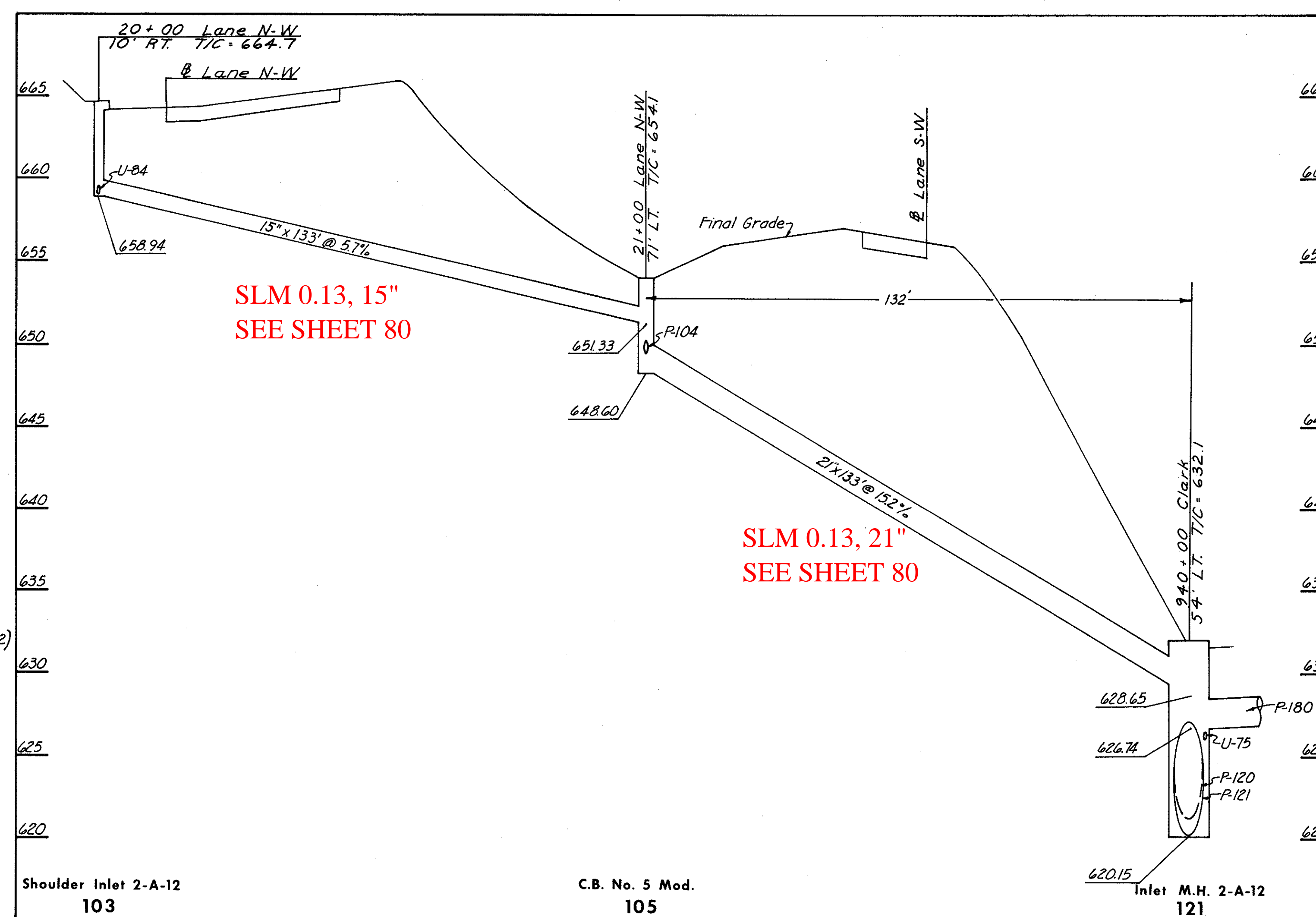
SEE SHEET 80
ALL RUNS

Shoulder Inlet 2-A-14
99 C.B. 3-A M.H. No. 1
100 102

P-99
CLASS B-1

P-100
CLASS B-1
Sec. M-6.6(b) or
M-6.8(b)

P-102
CLASS F-4



SLM 0.13, 15"
SEE SHEET 80

SLM 0.13, 21"
SEE SHEET 80

Shoulder Inlet 2-A-12
103

C.B. No. 5 Mod.
105

Inlet M.H. 2-A-12
121

P-103
CLASS B-1
Sec. M-6.6(b) or
M-6.8(b)

P-105
CLASS B-1
Sec. M-6.6(c)

ESTIMATED QUANTITIES

CODE	LOCATION	I-B STRUCTURES						
		Shoulder Inlet 2-A-6	Shoulder Inlet 2-A-12	Shoulder Inlet 2-A-14	C.B. No. 2-2-A	C.B. 3-A	C.B. 5 Mod.	M.H. No. 1
99	23+75 Lane N-W 10' RT. *			1 *				
100	19+75 Lane S-W 14' RT. *					1 *		
101	20+00 Lane S-W 4' LT. *	1 *						
102	19+66 Lane S-W 10' LT. *							1
103	20+00 Lane N-W 10' RT. *		1 *					
105	21+00 Lane N-W 71' LT. *							1 *
108	16+50 Lane E-S 34' RT. *				1			
	CUY-71-18.54 TOTALS				1			1
	CUY-90-13.81 TOTALS	1 *	1 *	1 *		1 *	1 *	

CODE	ROADWAY	INLET CODE	I-1 PIPE				
			CLASS B-1	CLASS B-1	CLASS B-1	CLASS E-1	CLASS F-4
			15"	M-6.6(b) or M-6.8(b)	21"	12"	M-6.4(c)
P-99	Lane N-W *	99 100	43' *	15"	21"	12"	15"
P-100	Lane S-W *	100 102		24' *			
P-101	Lane S-W *	101 102				34' *	
P-102	Lane S-W	102 120					46'
P-103	Lane N-W *	103 105	133' *				
P-105	Lane N-W *	105 121			133' *		
P-108	Lane E-S	108 179		107'			
	CUY-71-18.54 TOTALS			107'			46' ✓
	CUY-90-13.81 TOTALS		43' *	157' *	133' *	34' *	