

Requested by: **ILLUMINATING Company**  
 Date: 05-01-11  
 Date: 05-16-11  
 Grid # 4721  
 Sheet 1 of 2  
 File: **WR-54449248**  
 Survey For: **LAFARGE CORP.**  
 Address: **650 HARRISON STR.**  
 Municipality: **CLEVELAND**  
 Order For: **RELOCATE U/G SERVICE FOR NEW BRIDGE**  
 Prepared By: **CHARLES RANDALL**  
 Phone: **440-546-8705**

2 WORKING DAYS BEFORE YOU DIG  
 IT'S THE LAW  
 CALL TOLL FREE 800-362-2764  
 OHIO UTILITIES PROTECTION SERVICE  
 OGPUPS CONTACT: 800-925-0988  
 FULL SET OF PLANS PROVIDED?  
 YES  NO  
 DATE OF PLANS: 00-00-00

COMET PLANS APPROVED: YES 6896 MILLER RD  
 SAP ORDER #13126837  
 JOINT PROPOSAL PROPOSAL NO. #

CUSTOMER'S CHARGE \$ X

DATE	J.P.	FOR EST	O.H. NET-WORK	METRIC SERV	STRAKA REG.	CATV	FIBER	CLR	TOTAL
5-16	3	3	2	1	1	1	1	1	12

RETURN TO RIGHT-OF-WAY BEFORE SCHEDULING

DATE CLEARED

DATE	DESCRIPTION	APPROVED BY

REVISION HISTORY

NO.	DATE	DESCRIPTION	APPROVED BY

A CHECK MARK NEXT TO EACH ITEM IN THE SKETCH, INCLUDING CHANGES, INDICATES THAT THE WORK HAS BEEN COMPLETED

ITEMS	UNITS OF WORK COMPLETED		
	INSTALLED	REMOVED	SHIFTED
POLES			
WIRE			
FIBER			
ANCHORS			

KIND OF POLES INSTALLED BY SYMBOL

POLES LEFT FOR TEL. TO REMOVE

DATE WORK COMPLETED

SUPERVISOR'S SIGNATURE

UNDERGROUND FACILITIES WARNING

HIGH PRESSURE PIPELINE	AT SYMBOL	CHECKED BY	SPECIAL INSTRUCTIONS
CEI			
TELEPHONE			

D.H. TRANSMISSION CLEARANCE WARNING

FT. MIN. CLEARANCE REQUIRED AT DEGREES F.

AT SYMBOLS

ENGINEERING CHECKED BY: DATE

CONSTRUCTION CHECKED BY: DATE

**CONFIDENTIAL**  
**FIRST ENERGY CORP.**  
 INFORMATION IN THIS DOCUMENT IS PROPRIETARY AND SHALL NOT BE USED, COPIED, REPRODUCED OR DISCLOSED IN WHOLE OR PART WITHOUT THE WRITTEN CONSENT OF FIRSTENERGY CORP.


H-05-CN-P  
 FEEDER VOLTAGE

SUBDIVISION NAME  
 PHASE

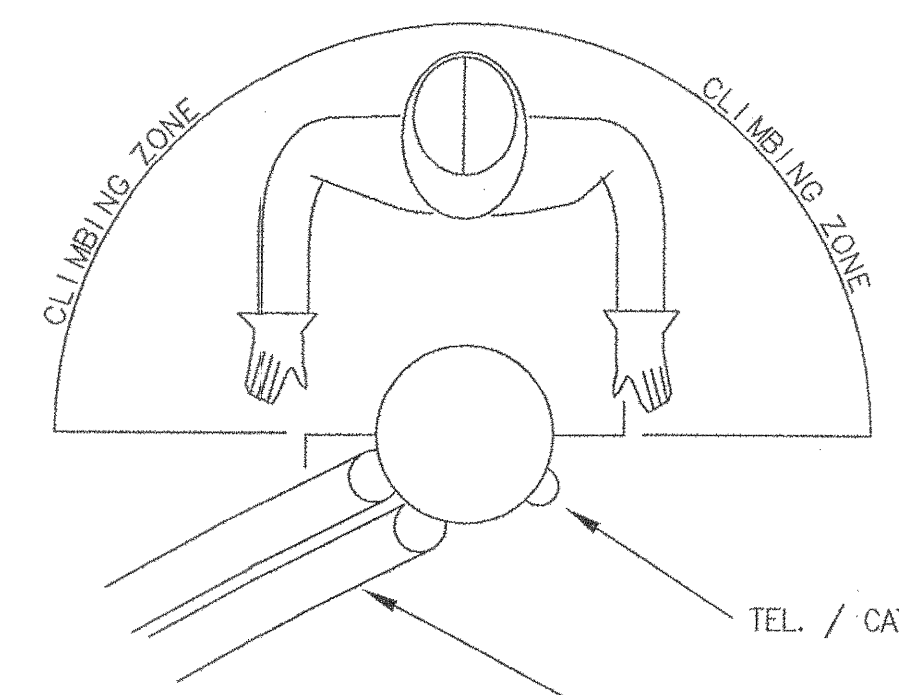
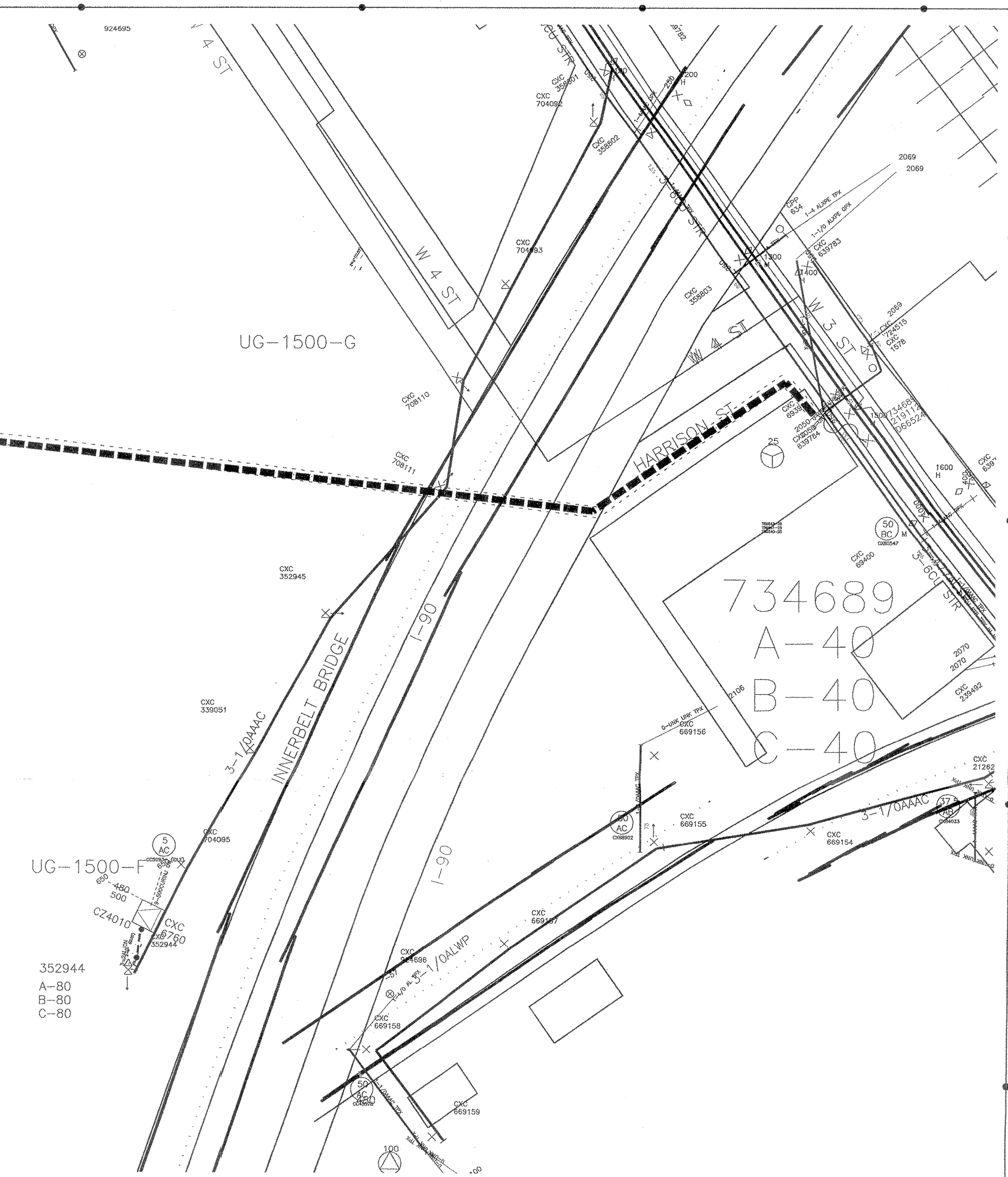
CUST. CONTACT:  
 NAME: LARRY CIBOREK  
 PHONE NO: 216-776-6601

CEI PLANNER  
 NAME: BRIAN ZEDNIK  
 PHONE NO: 216-634-7308

**DEVELOPER'S OBLIGATIONS**

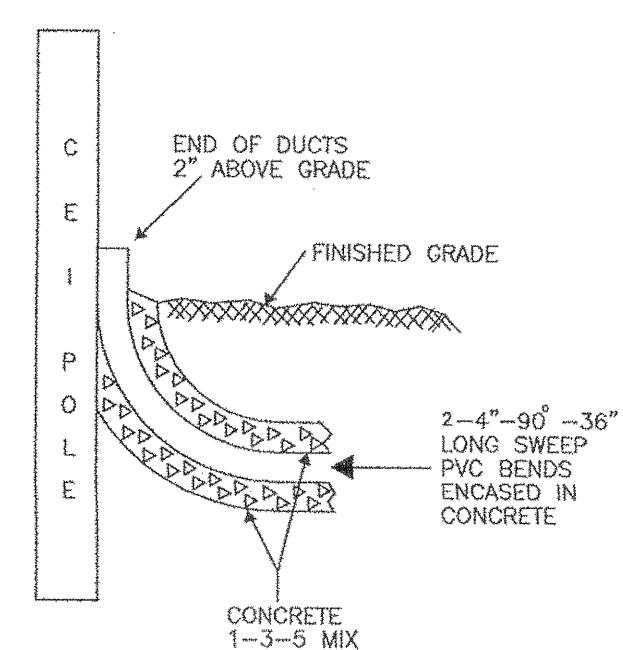
- The developer shall provide the CEI Co. with a twelve feet (12') wide recorded easement parallel to and contiguous with the road right-of-way on each side of the road. Copy of recorded easement to be given to CEI Co. prior to installation of CEI Co. facilities. Easement to be recorded on plat. Customer to record and provide CEI Co. with additional easements as shown on CEI Co. construction plans if required.
  - The developer shall install ducts within Road Right of Way. All ducts shall be supplied by developer. Conduit crossings shall be 4" Schedule 40 "ELECTRICAL TYPE" conduit. SEWER OR DRAIN PIPES ARE NOT ACCEPTABLE. Conduits are to be installed four feet (4') below finished grade and shall extend from R/W line to R/W line. 3/8" Polypropylene rope for pulling cable through ducts must be installed in the ducts. Four inch (4") bell ends and plugs shall be installed on each end.
  - All utilities shall be installed before CEI Co. work is started. If a utility line must cross CEI conductors, the developer shall make suitable provisions to prevent damage to the conductors and provide adequate safeguards to eliminate the need for de-energizing the conductors. All conductors shall clear other utilities by a minimum of twelve inches.
  - The developer shall contact the telephone and cable television companies for their equipment locations and company requirements.
  - The developer shall provide final grade along the entire easement area prior to trenching and installation of CEI Co. facilities. DO NOT START TRENCHING UNTIL CEI Co. HAS SET ALL POLES AND ANCHORS. Easement area is to be cleared of all trees and obstructions and of suitable grade for CEI Co. to perform work.
  - The developer shall provide CEI Co., at each side lot line, a stake at the rear of the 12' utility easement together with a drill hole, chisel mark, or point mark on the curb or edge of pavement at the intersection point with the side lot line. ALSO PROVIDE A FINAL GRADE MARK ON REAR EASEMENT STAKE AT ALL EQUIPMENT LOCATIONS.
  - The developer shall provide splicing pits 4' wide by 6' long by 3' deep at locations designated by CEI Co. field supervisor if required.
  - The developer shall provide a trench along routes shown on the CEI Co. construction plan. Trench requirements are shown on drawing details. Backfill shall be made after cables are installed. The first twelve inches (12") shall be sand. The remaining backfill may be completed with removed earth, free of rock and rubble. THE DEVELOPER SHALL STAKE TRENCH at no point to exceed 50" deep.
  - At locations designated by , the developer shall provide excavations SIX FEET (6') wide by SEVEN FEET (7') long by FOUR FEET (4') deep with a pea gravel base for CEI Co. to set and level CONCRETE TRANSF. pad. Top of pad to be four inches (4") above final grade.
  - Call the Ohio Utilities Protection Service (OUPS) 1-800-362-2764 TWO WORKING DAYS before breaking ground to notify all OUPS members of the time, date and location of project. IT IS THE LAW.
  - The developer shall contact the CEI Co. scheduler planner prior to trenching to coordinate trenching with CEI Co. scheduled work.
  - Call the CEI Co. scheduler planner **BRIAN ZEDNIK**, phone **216-634-7308** a minimum of two (2) weeks after signing CEI Co. construction plans and (20 days) prior to the planned trenching date, for CEI Co. to stake equipment locations and inspect the easement area.
  - Any subsequent change in the location of the CEI Co. facilities made at the request of the developer and/or the property owner shall be paid for by the developer and/or the property owner.
  - If any mounding or excessive landscaping is planned for the easement area, that area shall have a minimum of 2-4" sched 40 conduits installed thru it.
  - THE DEVELOPER SHALL HAVE PAVEMENT INSTALLED PRIOR TO C.E.I. PERFORMING THEIR WORK AT THE SITE. THIS INCLUDES ALL CURBS, CURB DRAINS AND BOX OUTS. ONLY CONCRETE AND ASPHALT ROADWAYS ARE ACCEPTABLE. IF ROADWAY CONSTRUCTION IS ASPHALT, ALL BUT THE FINAL TOP COAT MUST BE INSTALLED. C.E.I. DOES NOT RECOGNIZE GRAVEL ROADS AS PAVEMENT.
- Signature below indicates approval of CEI Co. equipment locations including cable, trench, poles, and anchors, and agreement to abide by the developers obligations as noted above. Any deviations, changes or omissions of the CEI Co. design, without appropriate approval can delay the installation of electric service.

For \_\_\_\_\_ Date \_\_\_\_\_  
 By \_\_\_\_\_ Title \_\_\_\_\_



ELECTRIC U/G DUCTS, ENCASED IN CONCRETE. TO TRANSFORMER.

**CABLE POLE**



**APPROVAL OF CEI CO. DESIGN AND CUSTOMER OBLIGATIONS**

PLEASE SIGN BELOW TO INDICATE YOUR APPROVAL OF THE ELECTRIC SERVICE DESIGN AND CUSTOMER OBLIGATIONS SHOWN WITHIN THIS DOCUMENT. CONTACT C. RANDALL AT 440-546-8705 TO DISCUSS ANY CHANGES IN THIS DESIGN.

BY: \_\_\_\_\_ (SIGNATURE)  
 BY: \_\_\_\_\_ (PRINT)  
 \_\_\_\_\_ (TITLE) \_\_\_\_\_ (DATE)