



NO.	REVISIONS	DATE
1	FINAL SUBMITTAL	03/30/2011

DESIGN AGENCY  
**WALSH HNTB**  
 WALSH CONSTRUCTION

ROADWAY GATEWAY

STREET PLAN AND PROFILE  
 COMMERCIAL ROAD  
 STA. 17+00 TO STA. 20+01.08

DESIGNED: JTL  
 CHECKED: JRG

0 10 20 40  
 HORIZONTAL SCALE IN FEET

CUY-90-14.90  
 DWG. NO. PP-102A

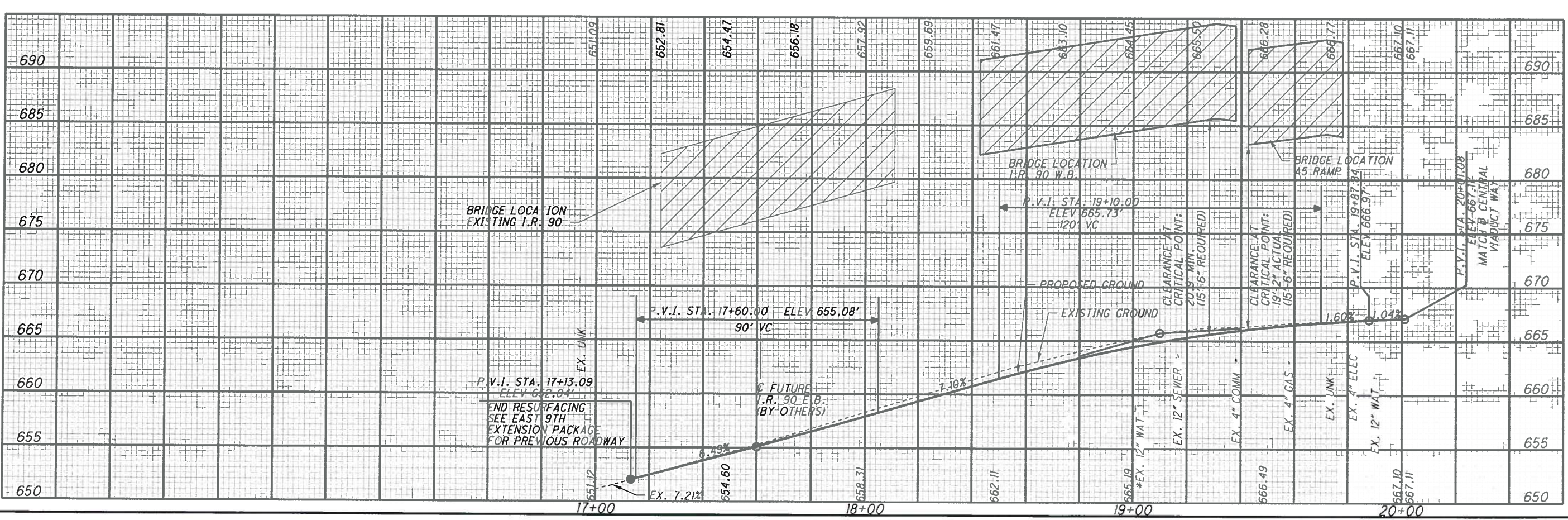
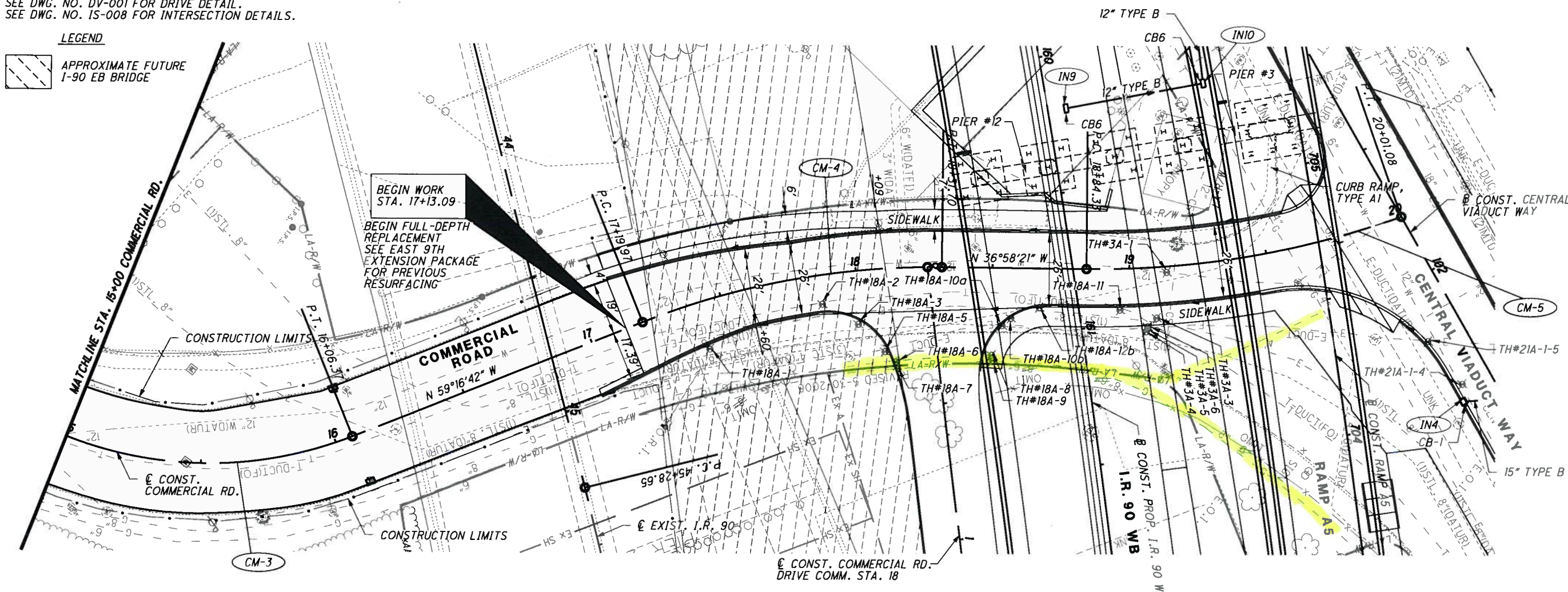
NOTE: SEE DWG. NOS. SP-001 TO SP-016 FOR ALIGNMENT INFORMATION.  
 SEE DWG. NO. DV-001 FOR DRIVE DETAIL.  
 SEE DWG. NO. IS-008 FOR INTERSECTION DETAILS.

**LEGEND**

APPROXIMATE FUTURE I-90 EB BRIDGE

TO BE TURNED OFF AT AFC SUBMITTAL  
 CHECK PRINT (INITIAL & DATE)  
 MADE BY:

CORRECTED BY:  
 VERIFIED BY:  
 CHECKED BY:  
 BACKCHECKED BY:



6/16/2011 7:33:15 PM  
 Model: Sheet12  
 File: 49633-S-RD-PLN17.dgn

(TO BE TURNED OFF AT AFC SUBMITTAL)  
CHECKED BY:  
MADE BY:

6/16/2011 7:33:23 PM  
Model: Sheet28  
File: 49633-S-RD-XS02A.dgn



SEEDING		END AREA		VOLUME	
END WIDTH	SO. YDS.	CUT	FILL	CUT	FILL

CORRECTED BY:  
VERIFIED BY:

CHECKED BY:  
BACKCHECKED BY:

DESIGNED JTJL	0
CHECKED JRG	0
RDWG. NO. XS-131	0

ROADWAY GATEWAY

DESIGN AGENCY  
**WALSH HNTB**  
WALSH CONSTRUCTION

CITY OF CUYAHOGA  
INNERBELT BRIDGE

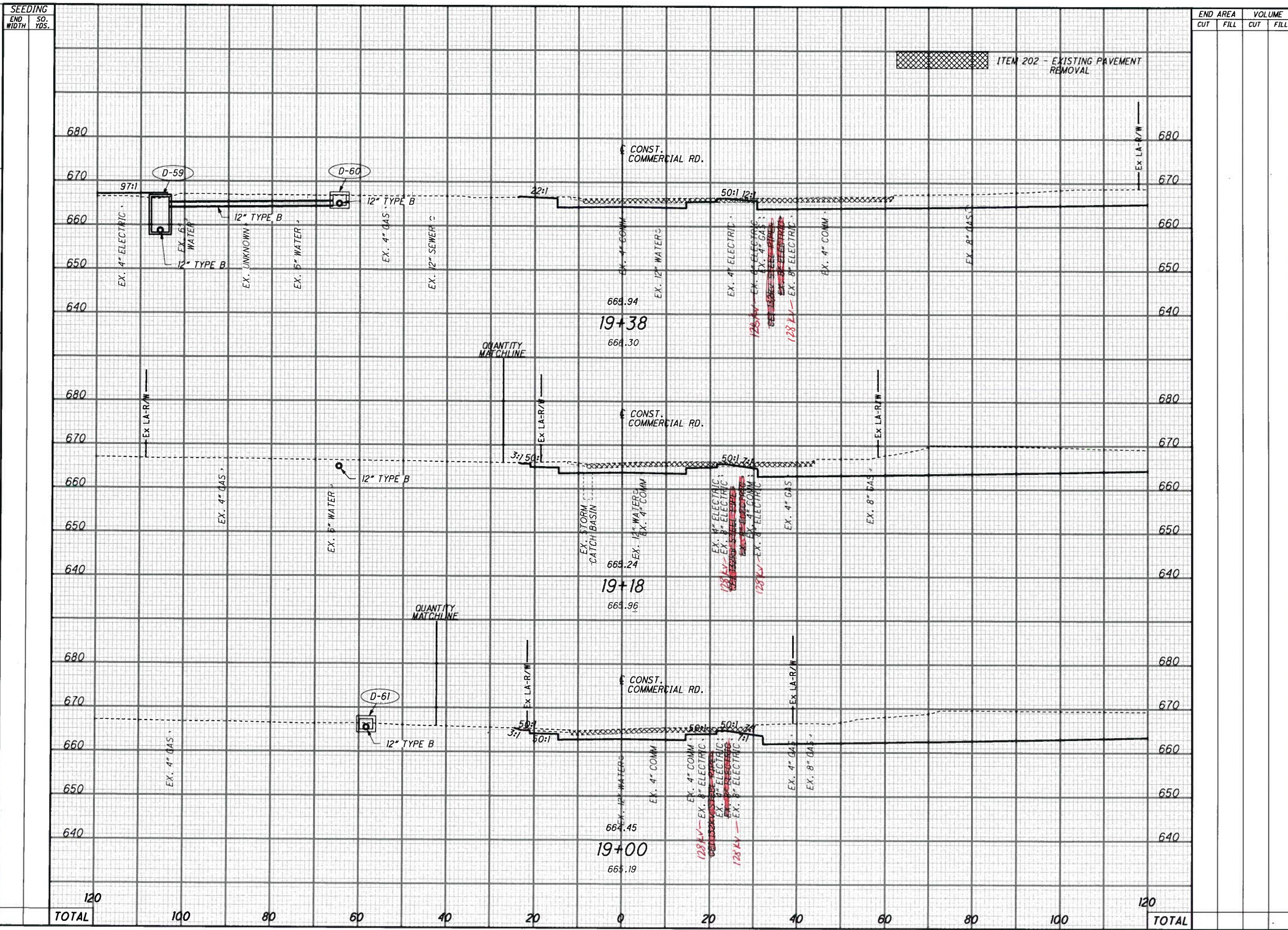
**CROSS SECTIONS - COMMERCIAL  
STA. 18+00 TO STA. 18+50**

CUY -90-14.90

NO.	REVISIONS	DATE			
			A	INTERIM SUBMITTAL	12/29/2010
			B	ADDENDUM TO INTERIM SUBMITTAL	01/19/2011
C	FINAL SUBMITTAL	03/30/2011			

6/16/2011 7:33:25 PM  
 Model:Sheet29  
 File:49633-S-RD-XS02A.dgn

(TO BE TURNED OFF AT AFC SUBMITTAL)  
 CHECK PRINT (INITIAL & DATE)  
 MADE BY:  
 CORRECTED BY:  
 VERIFIED BY:  
 CHECKED BY:  
 BACKCHECKED BY:



SEEDING		END AREA		VOLUME	
END WIDTH	SO. YDS.	CUT	FILL	CUT	FILL
120					
100					
80					
60					
40					
20					
0					
20					
40					
60					
80					
100					
TOTAL					

NO.	REVISIONS	DATE
A	INTERIM SUBMITTAL	12/28/2010
B	ADDENDUM TO INTERIM SUBMITTAL	01/19/2011
C	FINAL SUBMITTAL	03/30/2011

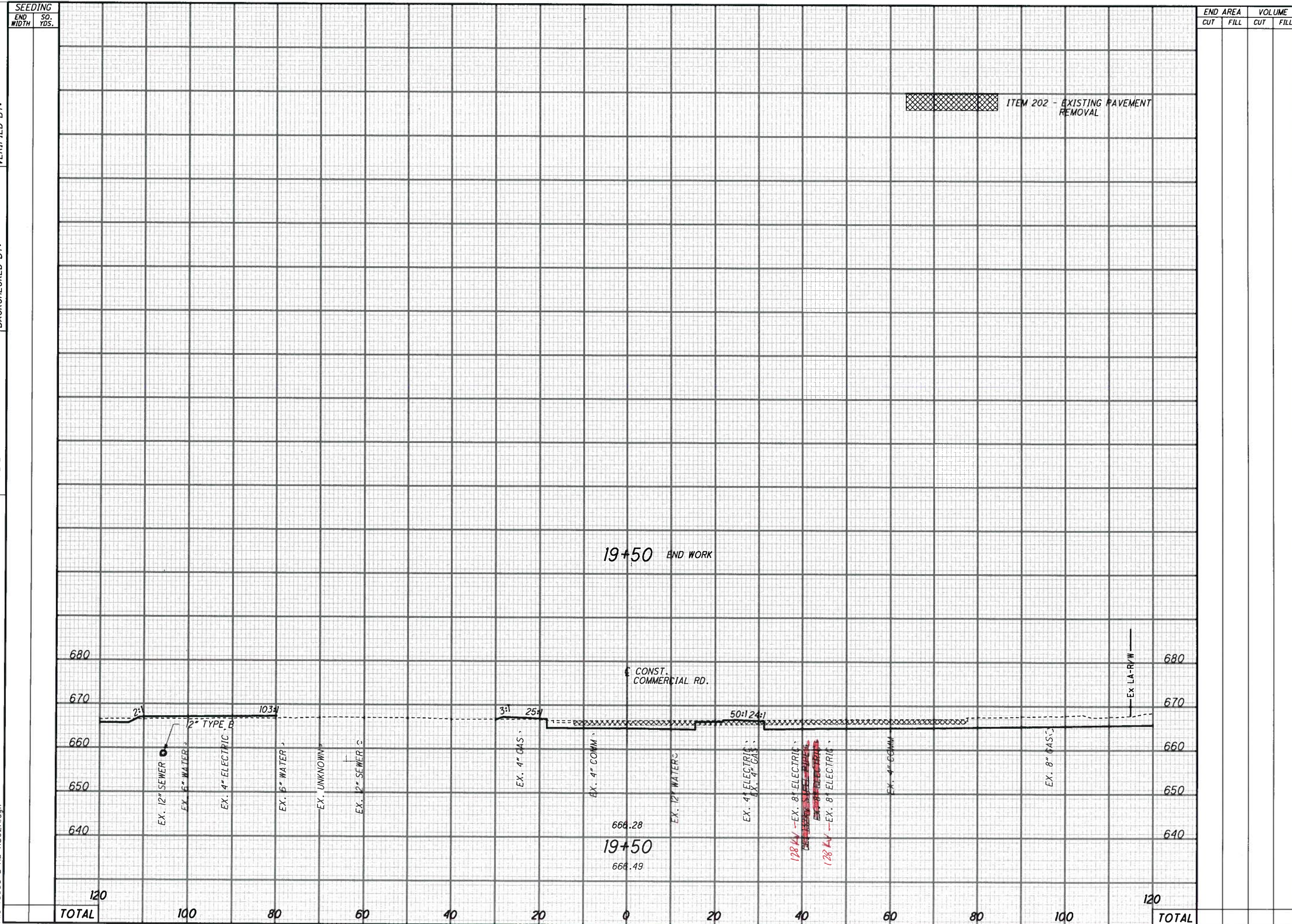
DESIGNED	JTL
CHECKED	JRG

ROADWAY GATEWAY  
 DESIGN AGENCY: WASH HNTB  
 CROSS SECTIONS - COMMERCIAL  
 STA. 19+00 TO STA. 19+38  
 DWG. NO. X5-132

6/16/2011 7:33:27 PM  
 Model: Sheet130  
 File: 496.33-S-RD-XS02A.dgn

(TO BE TURNED OFF AT AFC SUBMITTAL)  
 CHECK PRINT (INITIAL & DATE) CHECKED BY: CORRECTED BY:  
 MADE BY: BACKCHECKED BY: VERIFIED BY:



SEEDING	
END WIDTH	SO. YDS.

END AREA		VOLUME	
CUT	FILL	CUT	FILL

NO.	REVISIONS	DATE
A	INTERIM SUBMITTAL	12/28/2010
B	ADDENDUM TO INTERIM SUBMITTAL	01/19/2011
C	FINAL SUBMITTAL	03/30/2011



ROADWAY GATEWAY  
 CROSS SECTIONS - COMMERCIAL  
 STA. 19+50

DESIGNED: JTL  
 CHECKED: JRG

DWG. NO. XS-133

CUY-90-14.90

HORIZONTAL SCALE IN FEET: 1" = 20'