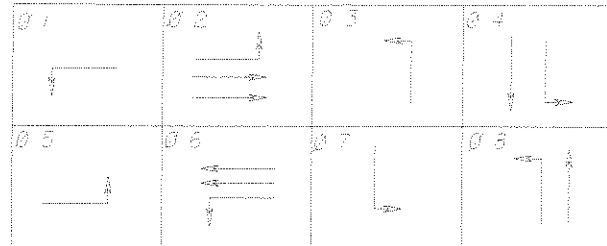
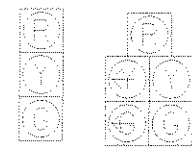


# SUB-SUMMARY

QUANTITY	UNIT	DESCRIPTION
5	EACH	GROUND ROLES
15	EACH	PULL BOX 72508.18
7	EACH	PULL BOX 72508.24
100	FT.	TRENCH
150	FT.	CONDUIT, 25005, 2 INCH
4	FT.	CONDUIT, 72505, 4 INCH
200	FT.	CONDUIT, JACKED OR DRILLED 72505, 3 INCH
56	SQ.FT.	SKIN PLATE SHEET
4	EACH	SAW HAMMER ASSEMBLY, SPAN WIRE
4	EACH	VEHICULAR SIGNAL HEAD, 3 SETTING, 12 INCH LED, 1WAY
4	EACH	VEHICULAR SIGNAL HEAD, 3 SETTING, 12 INCH LED, 1WAY
10	EACH	DETECTOR LOOP
2	EACH	STRAIN POLE FOUNDATION
2	FT.	STRAIN POLE TYPE TC-BM, DESIGN 10, 30 FEET
40	FT.	MEMBER WIRE 7 STRAND, 3/16 INCH DIA, WITH ACCESSORIES
70	FT.	SIGNAL CABLE 7 CONDUCTOR, NO.14 AWG
20	FT.	POWER CABLE, 3 CONDUCTOR, NO.6 AWG
210	FT.	SPARK CABLE, 5 CONDUCTOR, NO.6 AWG
1500	FT.	LOOP DETECTOR LEAD-IN CABLE
7	EACH	POWER TERMINAL
5	EACH	COVERING OF VEHICULAR SIGNAL HEADS
1	EACH	CONTROLLER MODEL 170 WITH 332 CABINET AND ACCESSORIES
1	EACH	CABINET FINEP
1	EACH	CABINET FOUNDATION
1	EACH	CONTROLLER WORK PAD
1	EACH	REMOVAL OF TRAFFIC SIGNAL INSTALLATION
150	FT.	STOP LINE
LUMP		MAINTAINING TRAFFIC
LUMP		CONSTRUCTION LAYOUT STAKES
LUMP		UTILIZATION



## SIGNAL INDICATIONS



2,4,6,8 1,3,5,7

S1

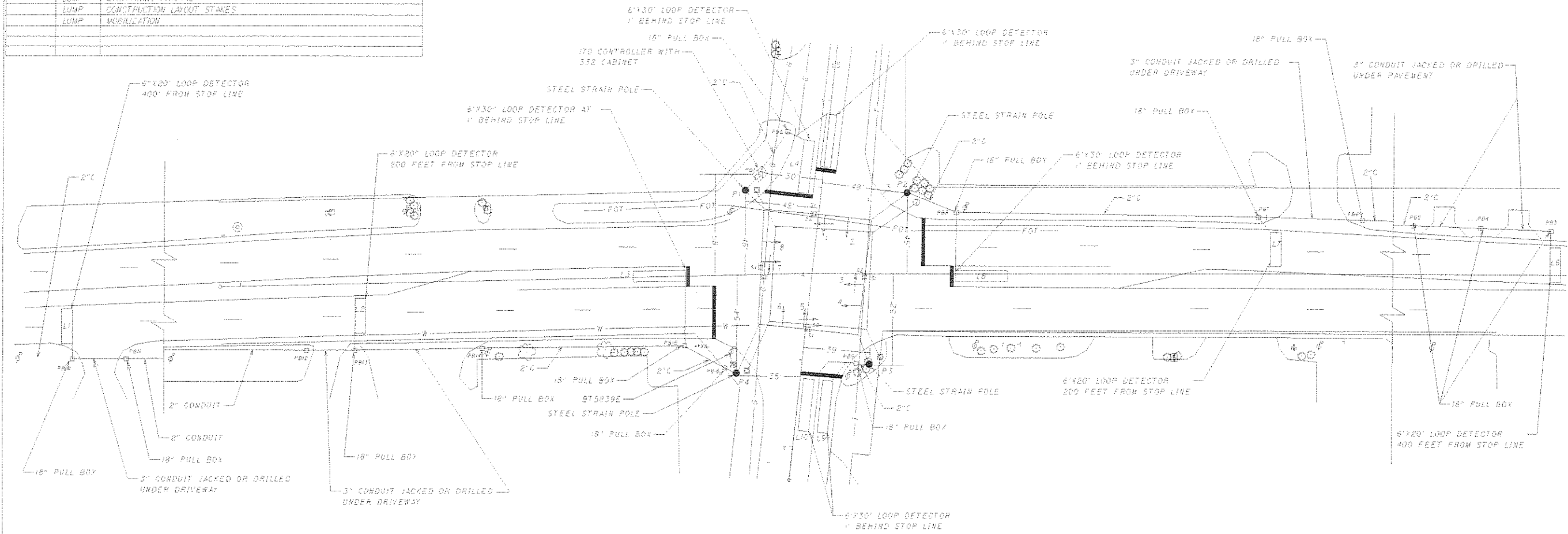


R3-5L-30

S2



R10-12-24



FLASHER OPERATION  
 YELLOW TO SR-73  
 RED TO S. MAIN ST.  
 SIGNAL NO. BUT 73-18.08  
 ODS NO. 755  
 INSTALLATION DATE 5-27-65  
 FILE NO. 34

DATE	REVISIONS	OHIO DEPARTMENT OF TRANSPORTATION
		SR-73 & SOUTH MAIN STREET
		DISTRICT 8 COUNTY BUTLER
		APPROVED <i>Tammy Campbell</i> DATE 6-1-2007
		DISTRICT 8 TRAFFIC MAINTENANCE ENGINEER
		DESIGNED DRAWN REVISIONS CHECKED REVIEWED SHEET

