

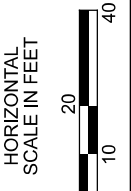
NOTE:
 1. Existing traffic signal shall be removed in its entirety except existing signal conduit shall be abandoned.

PULLBOX TABLE

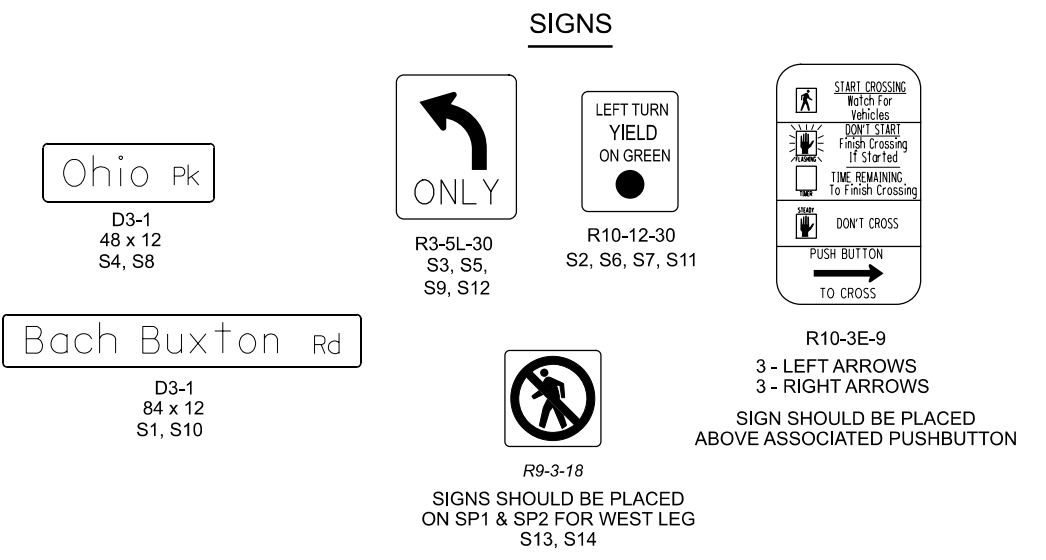
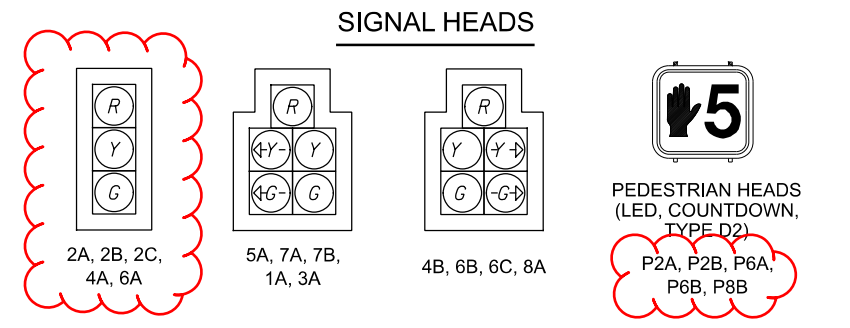
| PULL BOX # | STATION | SIDE | OFFSET | SIZE (IN.) |
|------------|----------|------|--------|------------|
| PB1 | 231+89.5 | LT | 48.0' | 24 |
| PB2 | 232+44.0 | RT | 43.0' | 24 |
| PB3 | 233+30.0 | LT | 54.0' | 24 |
| PB4 | 233+55.0 | RT | 43.0' | 24 |
| PB5 | 233+64.5 | RT | 50.0' | 24 |

LEGEND

| | PROP | EXIST |
|---------------------------------------|------|-------|
| TRAFFIC SIGNAL, 3 UNIT HEAD, 12" | | |
| TRAFFIC SIGNAL, 5 UNIT HEAD, 12" | | |
| SIGNAL SUPPORT POLE | | |
| PEDESTRIAN HEAD | | |
| PEDESTRIAN PUSH BUTTON | | |
| PEDESTAL SUPPORT | | |
| CONTROLLER CABINET AND WORK PAD (332) | | |
| TRAFFIC PULL BOX | | |
| DILEMMA ZONE RADAR DETECTION UNIT | | |
| STOP BAR RADAR DETECTION UNIT | | |
| DETECTION ZONE | | |
| PTZ CAMERA | | |



**TRAFFIC SIGNAL PLAN
 SR 125 AND BACH BUXTON ROAD**



DESIGN AGENCY

DESIGNER
 LWB

REVIEWER
 TS 09/20/21

PROJECT ID
 110992

SHEET TOTAL
 P.22 27