CROSS REFERENCES	
Sheet	Description
2	SCHEMATIC PLAN
3 - 15	TYPICAL SECTIONS
50	PLAN
51	PROFILE
73 - 74	CROSS SECTIONS
115	INTERSECTION DETAIL
165	SIGN & PVT MRK PLAN

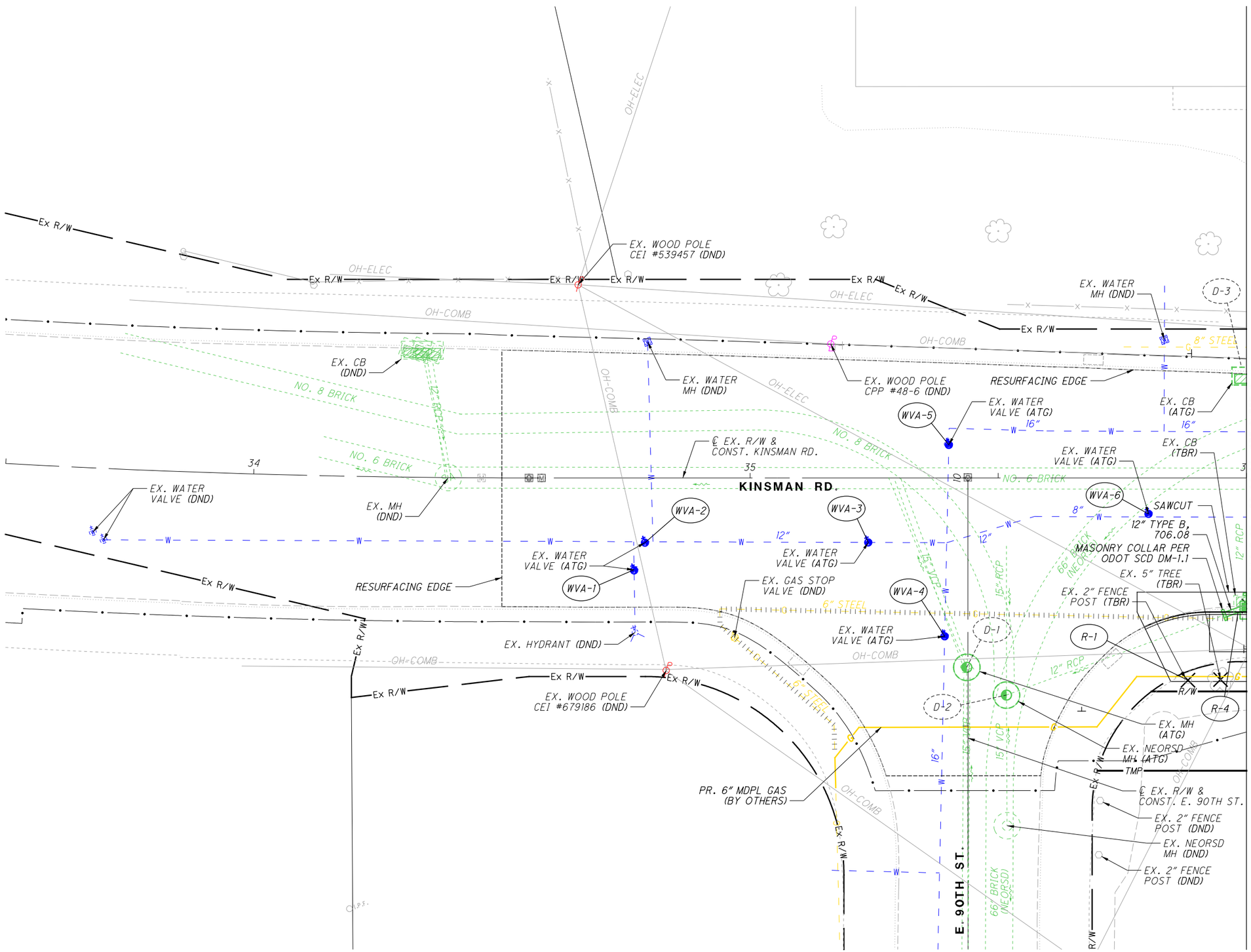

HORIZONTAL SCALE IN FEET 0 5 10 20

CALCULATED JTH
CHECKED DAB

UTILITY PLAN - KINSMAN RD.
BEGIN TO STA. 36+00.00

CUY-422-04.34

...\Sheets\110426_GP101.dgn 4/27/2021 1:56:06 PM Joseph.Hogan

CROSS REFERENCES	
Sheet	Description
2	SCHEMATIC PLAN
3 - 15	TYPICAL SECTIONS
50	PLAN
51	PROFILE
74 - 79	CROSS SECTIONS
116	INTERSECTION DETAIL
121 - 125	DRIVE DETAILS
165	SIGN & PVT MRK PLAN

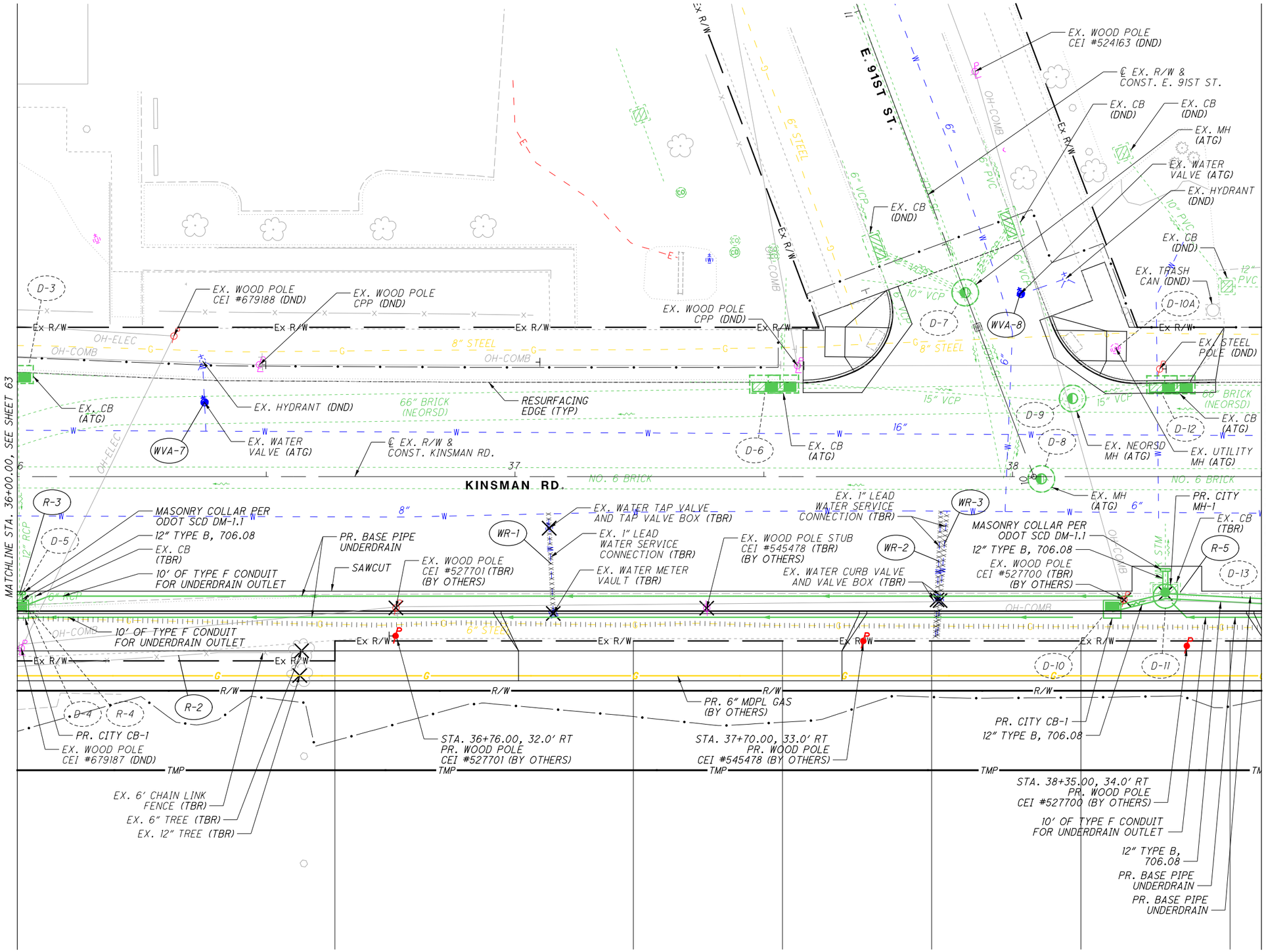

HORIZONTAL SCALE IN FEET 0 5 10 20

CALCULATED JTH
CHECKED DAB

UTILITY PLAN - KINSMAN RD.
STA. 36+00.00 TO STA. 38+50.00

CUY-422-04.34

...\Sheets\110426_GP102.dgn 4/27/2021 1:56:20 PM Joseph.Hogan

CROSS REFERENCES	
Sheet	Description
2	SCHEMATIC PLAN
3 - 15	TYPICAL SECTIONS
50 & 52	PLAN
51 & 53	PROFILE
79 - 84	CROSS SECTIONS
121 - 125	DRIVE DETAILS
132 - 133	WATER WORK DETAILS
165 - 166	SIGN & PVT MRK PLAN

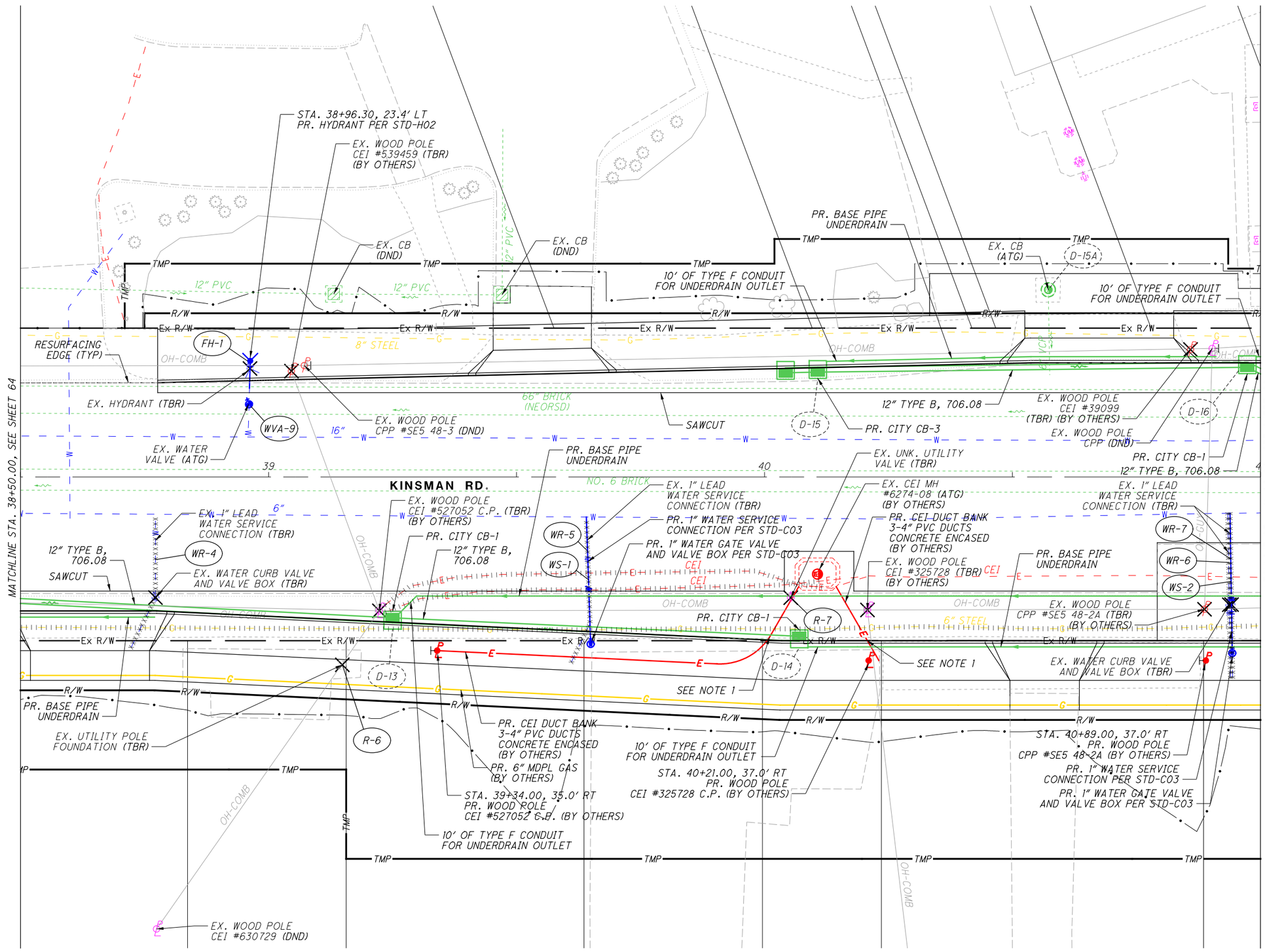

NOTES:

1. CONTRACTOR SHALL EXERCISE CARE WHILE WORKING NEAR RELOCATED UTILITY

HORIZONTAL SCALE IN FEET
0 5 10 20

CALCULATED JTH
CHECKED DAB

UTILITY PLAN - KINSMAN RD.
STA. 38+50.00 TO STA. 41+00.00

CUY-422-04.34

...\Sheets\110426_GP103.dgn 4/27/2021 1:56:32 PM Joseph.Hogan

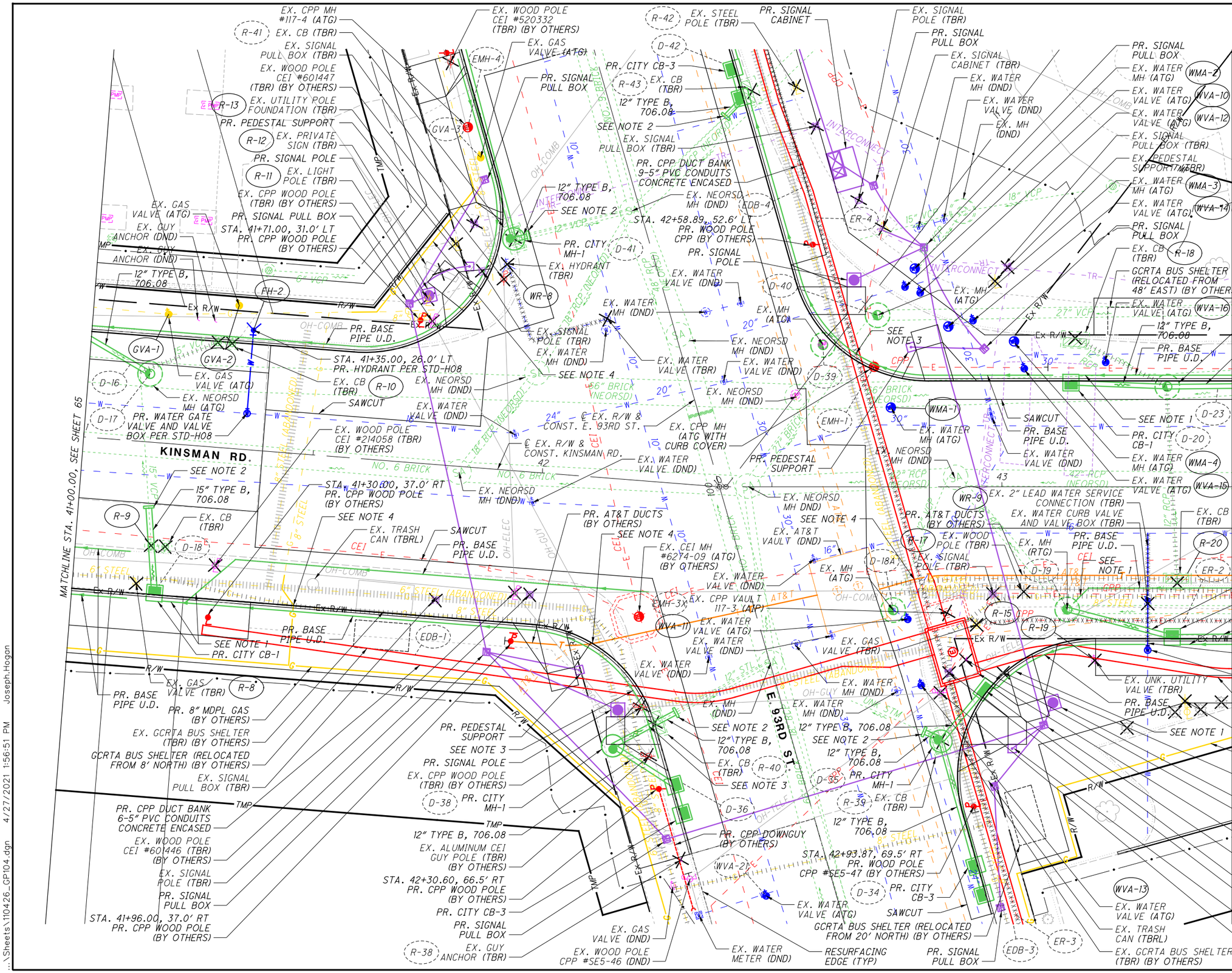
KINSMAN RD.
E. 93RD ST.
MATCHLINE STA. 41+00.00, SEE SHEET 65
MATCHLINE STA. 43+50.00, SEE SHEET 67
EX. CPP MH #117-4 (ATG)
EX. CB (TBR)
EX. SIGNAL PULL BOX (TBR)
EX. WOOD POLE CEI #601447 (TBR) (BY OTHERS)
EX. UTILITY POLE FOUNDATION (TBR)
PR. PEDESTAL SUPPORT
EX. PRIVATE SIGN (TBR)
PR. SIGNAL POLE
EX. LIGHT POLE (TBR)
EX. CPP WOOD POLE (TBR) (BY OTHERS)
PR. SIGNAL PULL BOX
STA. 41+71.00, 31.0' LT
PR. CPP WOOD POLE (BY OTHERS)
EX. GAS VALVE (ATG)
EX. GUY ANCHOR (DND)
12" TYPE B, 706.08
PR. BASE PIPE U.D.
STA. 41+35.00, 26.0' LT
PR. HYDRANT PER STD-H08
EX. CB (TBR)
SAWCUT
EX. NEORSD MH (ATG)
PR. WATER GATE VALVE AND VALVE BOX PER STD-H08
EX. WOOD POLE CEI #214058 (TBR) (BY OTHERS)
SEE NOTE 2
15" TYPE B, 706.08
STA. 41+30.00, 37.0' RT
PR. CPP WOOD POLE (BY OTHERS)
SEE NOTE 4
EX. TRASH CAN (TBRL)
SAWCUT
PR. BASE PIPE U.D.
SEE NOTE 1
PR. CITY CB-1
PR. BASE PIPE U.D.
EX. GAS VALVE (TBR)
PR. 8" MDPL GAS (BY OTHERS)
EX. GCRTA BUS SHELTER (TBR) (BY OTHERS)
GCRTA BUS SHELTER (RELOCATED FROM 8' NORTH) (BY OTHERS)
EX. SIGNAL PULL BOX (TBR)
PR. CPP DUCT BANK 6-5" PVC CONDUITS CONCRETE ENCASED
EX. WOOD POLE CEI #601446 (TBR) (BY OTHERS)
EX. SIGNAL POLE (TBR)
PR. SIGNAL PULL BOX
STA. 41+96.00, 37.0' RT
PR. CPP WOOD POLE (BY OTHERS)
EX. WOOD POLE CEI #520332 (TBR) (BY OTHERS)
EX. GAS VALVE (ATG)
PR. SIGNAL PULL BOX
EX. HYDRANT (TBR)
PR. CITY MH-1
EX. WATER MH (DND)
EX. SIGNAL POLE (TBR)
SEE NOTE 4
EX. NEORSD MH (DND)
EX. WATER VALVE (DND)
℄ EX. R/W & CONST. E. 93RD ST.
℄ EX. R/W & CONST. KINSMAN RD.
EX. NEORSD MH (DND)
PR. AT&T DUCTS (BY OTHERS)
SEE NOTE 4
EX. CEI MH #6274-09 (ATG) (BY OTHERS)
EX. CPP VAULT 117-3 (ATP)
EX. WATER VALVE (ATG)
EX. WATER VALVE (DND)
EX. WATER VALVE (DND)
EX. MH (DND)
SEE NOTE 2
12" TYPE B, 706.08
SEE NOTE 3
PR. PEDESTAL SUPPORT
SEE NOTE 3
PR. SIGNAL POLE
EX. CPP WOOD POLE (TBR) (BY OTHERS)
PR. CITY MH-1
PR. CPP DUCT BANK 6-5" PVC CONDUITS CONCRETE ENCASED
EX. WOOD POLE CEI #601446 (TBR) (BY OTHERS)
EX. SIGNAL POLE (TBR)
PR. SIGNAL PULL BOX
STA. 41+96.00, 37.0' RT
PR. CPP WOOD POLE (BY OTHERS)
12" TYPE B, 706.08
EX. ALUMINUM CEI GUY POLE (TBR) (BY OTHERS)
STA. 42+30.60, 66.5' RT
PR. CPP WOOD POLE (BY OTHERS)
PR. CITY CB-3
PR. SIGNAL PULL BOX
EX. GUY ANCHOR (TBR)
EX. GAS VALVE (DND)
EX. WOOD POLE CPP #SE5-46 (DND)
EX. WATER METER (DND)
RESURFACING EDGE (TYP)
PR. SIGNAL PULL BOX
EDB-3
ER-3
EX. GCRTA BUS SHELTER (TBR) (BY OTHERS)
EX. TRASH CAN (TBRL)
EX. WATER VALVE (ATG)
WVA-13
EX. WOOD POLE CPP #SE5-47 (TBR) (BY OTHERS)
PR. CB-6
EX. SIGNAL PULL BOX (TBR)
PR. PEDESTAL SUPPORT
PR. CPP VAULT 117-3 (8' X 12' X 10' HR)
PR. SIGNAL PULL BOX
EX. GUY ANCHOR (TBR)
PR. CITY CB-1
SEE NOTE 1
12" TYPE B, 706.08
PR. 2" WATER SERVICE CONNECTION PER STD-C03
PR. 2" WATER GATE VALVE AND VALVE BOX PER SCD-C03
PR. CPP DUCT BANK 9-5" PVC CONDUITS CONCRETE ENCASED
EX. ALUMINUM LIGHT POLE (TBR)
PR. 8" MDPL GAS (BY OTHERS)
EX. PRIVATE SIGN (TBR)
PR. SIGNAL POLE
EX. UNK. UTILITY VALVE (TBR)
PR. BASE PIPE U.D.
SEE NOTE 1
PR. CITY CB-3
SAWCUT
GCRTA BUS SHELTER (RELOCATED FROM 20' NORTH) (BY OTHERS)
STA. 42+93.87, 69.5' RT
PR. WOOD POLE CPP #SE5-47 (BY OTHERS)
12" TYPE B, 706.08
EX. CB (TBR)
PR. CITY MH-1
12" TYPE B, 706.08
SEE NOTE 2
12" TYPE B, 706.08
EX. WATER MH (DND)
EX. GAS VALVE (TBR)
EX. WATER VALVE (ATG)
EX. MH (ATG)
EX. AT&T VAULT (DND)
SEE NOTE 4
PR. AT&T DUCTS (BY OTHERS)
EX. WOOD POLE (TBR)
EX. SIGNAL POLE (TBR)
EX. MH (RTG)
PR. BASE PIPE U.D.
SEE NOTE 1
EX. 2" LEAD WATER SERVICE CONNECTION (TBR)
EX. WATER CURB VALVE AND VALVE BOX (TBR)
SAWCUT
PR. BASE PIPE U.D.
EX. WATER VALVE (DND)
PR. CITY CB-1
EX. WATER MH (ATG)
EX. WATER VALVE (ATG)
EX. WATER MH (ATG)
NEORSD MH (DND)
PR. PEDESTAL SUPPORT
EX. WATER MH (ATG)
SEE NOTE 1
PR. BASE PIPE U.D.
EX. CB (TBR)
EX. NEORSD MH (ATG)
12" TYPE B, 706.08
PR. CITY CB-1
SEE NOTE 1
12" TYPE B, 706.08
EX. WATER VALVE (ATG)
EX. WATER MH (ATG)
EX. WATER VALVE (ATG)
PR. SIGNAL PULL BOX
EX. PEDESTAL SUPPORT (TBR)
EX. WATER MH (ATG)
EX. WATER VALVE (ATG)
PR. SIGNAL PULL BOX
EX. CB (TBR)
GCRTA BUS SHELTER (RELOCATED FROM 48' EAST) (BY OTHERS)
EX. WATER VALVE (ATG)
12" TYPE B, 706.08
PR. BASE PIPE U.D.
SEE NOTE 1
PR. CITY CB-1
EX. WATER MH (ATG)
EX. WATER VALVE (ATG)
EX. 2" LEAD WATER SERVICE CONNECTION (TBR)
EX. WATER CURB VALVE AND VALVE BOX (TBR)
EX. CB (TBR)
PR. BASE PIPE U.D.
SEE NOTE 1
PR. CITY CB-1
SEE NOTE 1
12" TYPE B, 706.08
PR. 2" WATER SERVICE CONNECTION PER STD-C03
PR. 2" WATER GATE VALVE AND VALVE BOX PER SCD-C03
PR. CPP DUCT BANK 9-5" PVC CONDUITS CONCRETE ENCASED
EX. ALUMINUM LIGHT POLE (TBR)
PR. 8" MDPL GAS (BY OTHERS)
EX. PRIVATE SIGN (TBR)
PR. SIGNAL POLE
EX. GUY ANCHOR (TBR)
PR. CPP VAULT 117-3 (8' X 12' X 10' HR)
PR. SIGNAL PULL BOX
PR. CB-6
EX. SIGNAL PULL BOX (TBR)
PR. PEDESTAL SUPPORT
EX. WOOD POLE CPP #SE5-47 (TBR) (BY OTHERS)
EX. NEORSD MH (ATG)
12" TYPE B, 706.08
EX. CB (TBR)
PR. CPP DUCT BANK 9-5" PVC CONDUITS CONCRETE ENCASED
EX. NEORSD MH (DND)
EX. WATER VALVE (DND)
EX. WATER VALVE (TBR)
EX. NEORSD MH (DND)
EX. CPP MH (ATG WITH CURB COVER)
PR. PEDESTAL SUPPORT
EX. NEORSD MH (DND)
EX. WATER VALVE (DND)
EX. NEORSD MH (DND)
EX. WATER VALVE (DND)
EX. MH (ATG)
EX. WATER MH (DND)
EX. MH (DND)
EX. WATER VALVE (DND)
EX. WATER VALVE (DND)
EX. WATER VALVE

CROSS REFERENCES	
Sheet	Description
2	SCHEMATIC PLAN
3 - 15	TYPICAL SECTIONS
52 & 54	PLAN
53 & 55	PROFILE
89 - 94	CROSS SECTIONS
72	PARKING LOT PLAN
119	PAVEMENT JOINT PLAN
121 & 123	DRIVE DETAILS
132 - 133	WATER WORK DETAILS
139 - 142	CPP DUCT BANK PLAN
166 - 167	SIGN & PVT MRK PLAN

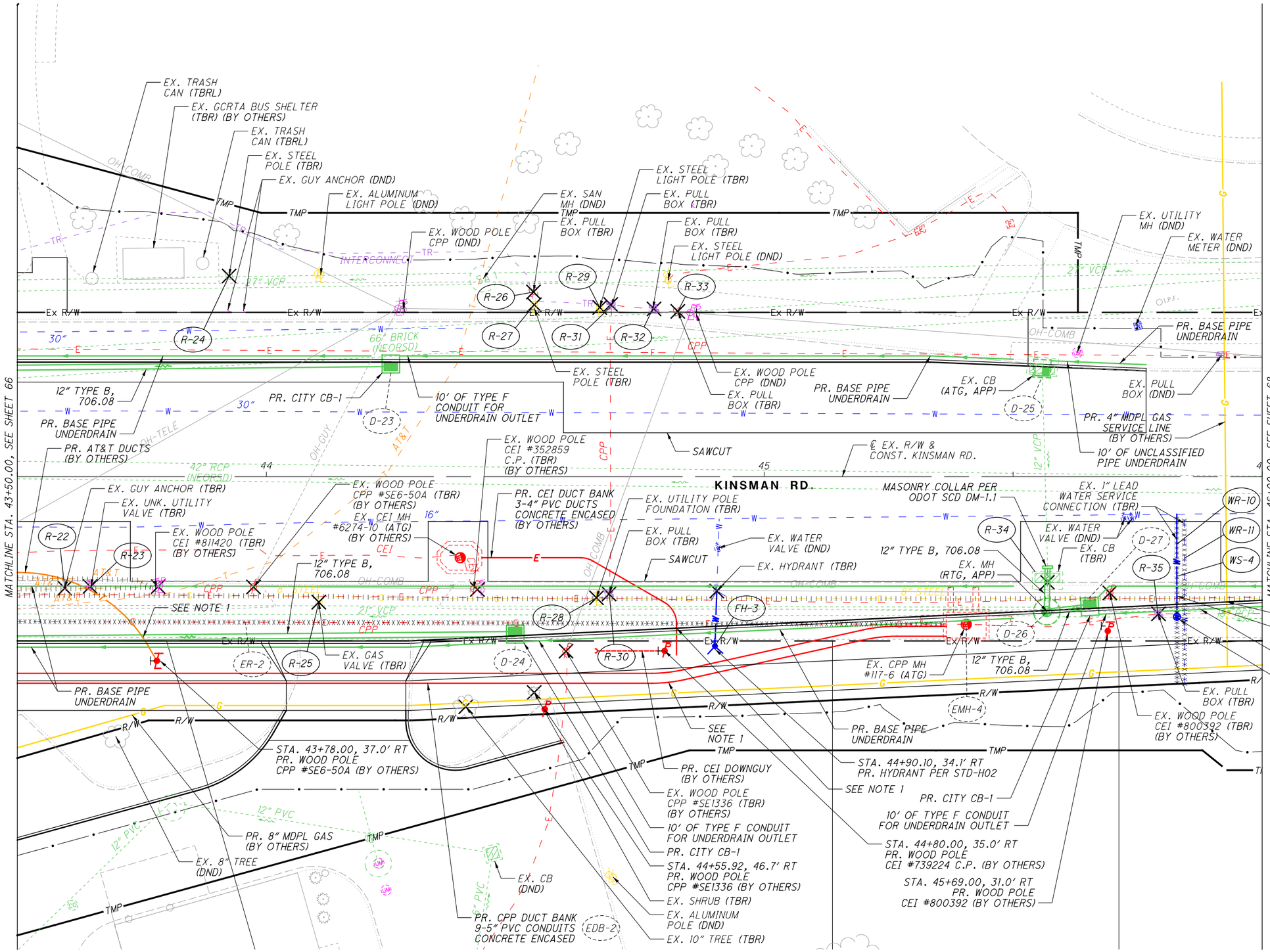

NOTES:

1. CONTRACTOR SHALL EXERCISE CARE WHILE WORKING NEAR RELOCATED UTILITY

HORIZONTAL SCALE IN FEET 0 5 10 20

CALCULATED JTH CHECKED DAB

UTILITY PLAN - KINSMAN RD.
STA. 43+50.00 TO STA. 46+00.00

CUY-422-04.34

...\Sheets\110426_GP105.dgn 4/27/2021 1:57:13 PM Joseph.Hogan

CROSS REFERENCES	
Sheet	Description
2	SCHEMATIC PLAN
3-15	TYPICAL SECTIONS
54	PLAN
55	PROFILE
94-95	CROSS SECTIONS
117	INTERSECTION DETAIL
119	PAVEMENT JOINT PLAN
167	SIGN & PVT MRK PLAN

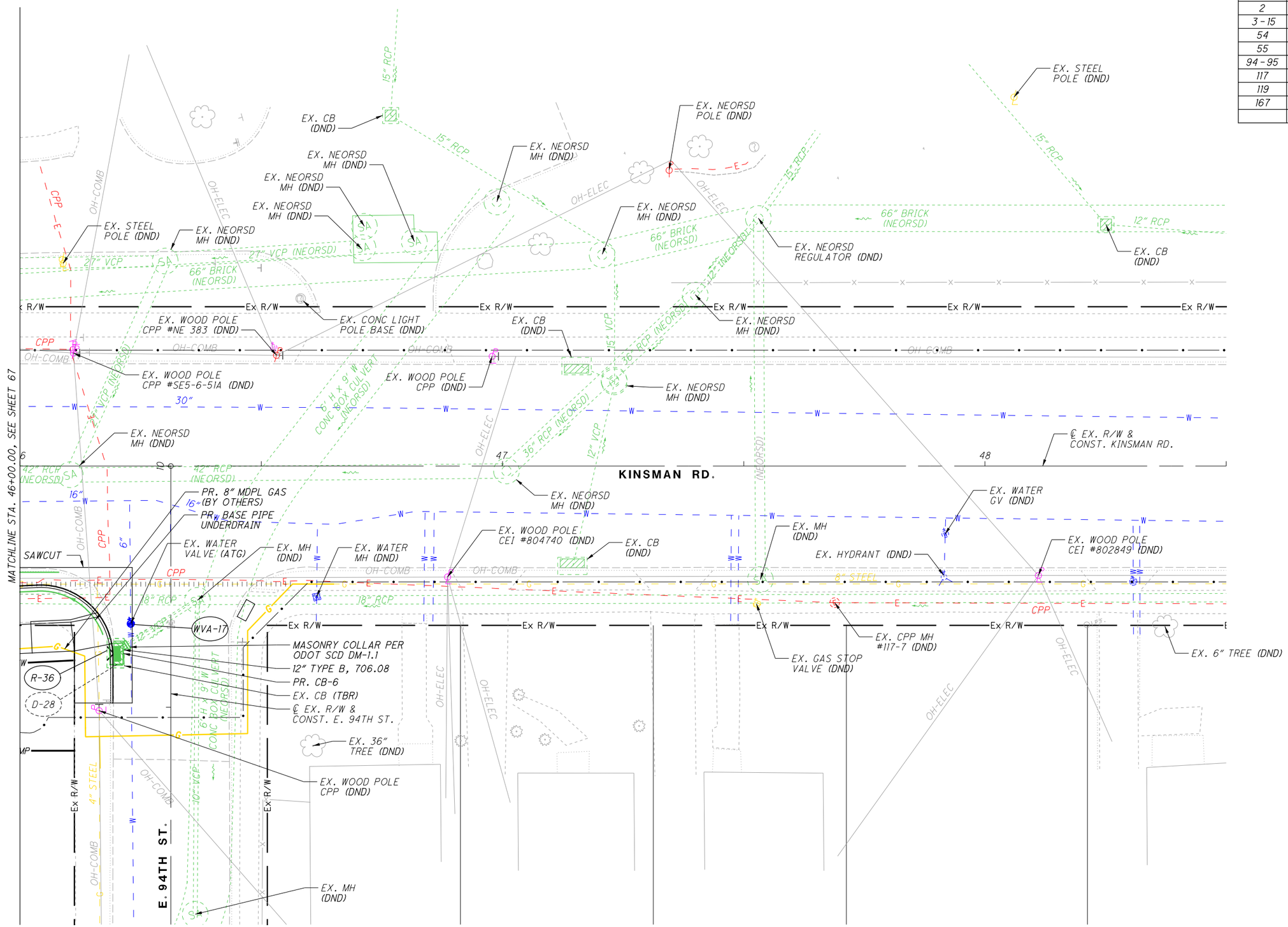

HORIZONTAL SCALE IN FEET 0 5 10 20

CALCULATED JTH
CHECKED DAB

UTILITY PLAN - KINSMAN RD.
STA. 46+00.00 TO END

CUY-422-04.34

...\Sheets\110426_GP106.dgn 4/27/2021 1:57:33 PM Joseph.Hogan

CROSS REFERENCES	
Sheet	Description
2	SCHEMATIC PLAN
3-15	TYPICAL SECTIONS
56	PLAN
57	PROFILE
96-98	CROSS SECTIONS
139-142	CPP DUCT BANK PLAN
168	SIGN & PVT MRK PLAN

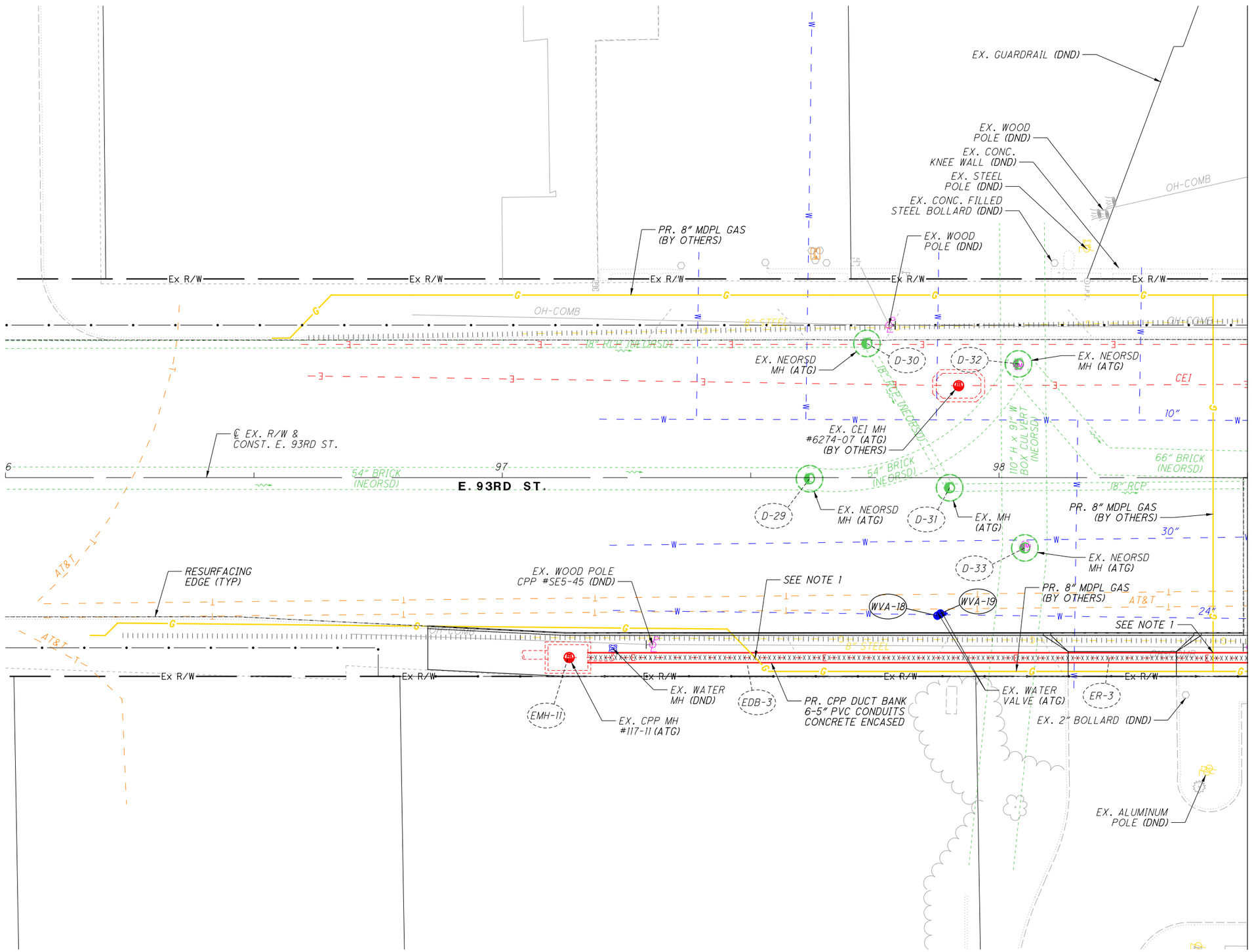

NOTES:

1. CONTRACTOR SHALL PROTECT AND SUPPORT GAS LINE DURING INSTALLATION OF CPP DUCT BANK

HORIZONTAL SCALE IN FEET 0 5 10 20

CALCULATED JTH
CHECKED DAB

UTILITY PLAN - E. 93RD ST.
BEGIN TO STA. 98+50.00

CUY-422-04.34

...\Sheets\110426_GP151.dgn 4/27/2021 1:57:54 PM Joseph.Hogan

CROSS REFERENCES	
Sheet	Description
2	SCHEMATIC PLAN
3 - 15	TYPICAL SECTIONS
58	PLAN
59	PROFILE
98 - 103	CROSS SECTIONS
113	INTERSECTION DETAIL
118 - 120	PAVEMENT JOINT PLAN
121 - 125	DRIVE DETAILS
132 - 133	WATER WORK DETAILS
139 - 142	CPP DUCT BANK PLAN
166	SIGN & PVT MRK PLAN
179	SIGNAL PLAN

NOTES:

1. PROVIDE 10' OF TYPE F CONDUIT FOR UNDERDRAIN OUTLET
2. MASONRY COLLAR PER ODOT SCD DM-1.1
3. IF UNDERDRAIN IS IN CONFLICT WITH DRAINAGE AND/OR CPP DUCT BANK, NON-PERFORM FIRST 15' OF UNDERDRAIN.
4. CONTRACTOR SHALL EXERCISE CARE WHILE WORKING NEAR RELOCATED UTILITY

HORIZONTAL SCALE IN FEET 0 5 10 20

CALCULATED JTH CHECKED DAB

UTILITY PLAN - E. 93RD ST. STA. 98+50.00 TO STA. 101+00.00

CUY-422-04.34

...\Sheets\110426_GP152.dgn 4/27/2021 1:58:14 PM Joseph.Hogan

CROSS REFERENCES	
Sheet	Description
2	SCHEMATIC PLAN
3-15	TYPICAL SECTIONS
58	PLAN
59	PROFILE
103-$XS13	CROSS SECTIONS
114	INTERSECTION DETAIL
120	PAVEMENT JOINT PLAN
121-125	DRIVE DETAILS
139-142	CPP DUCT BANK PLAN
169	SIGN & PVT MRK PLAN
183	SIGNAL PLAN

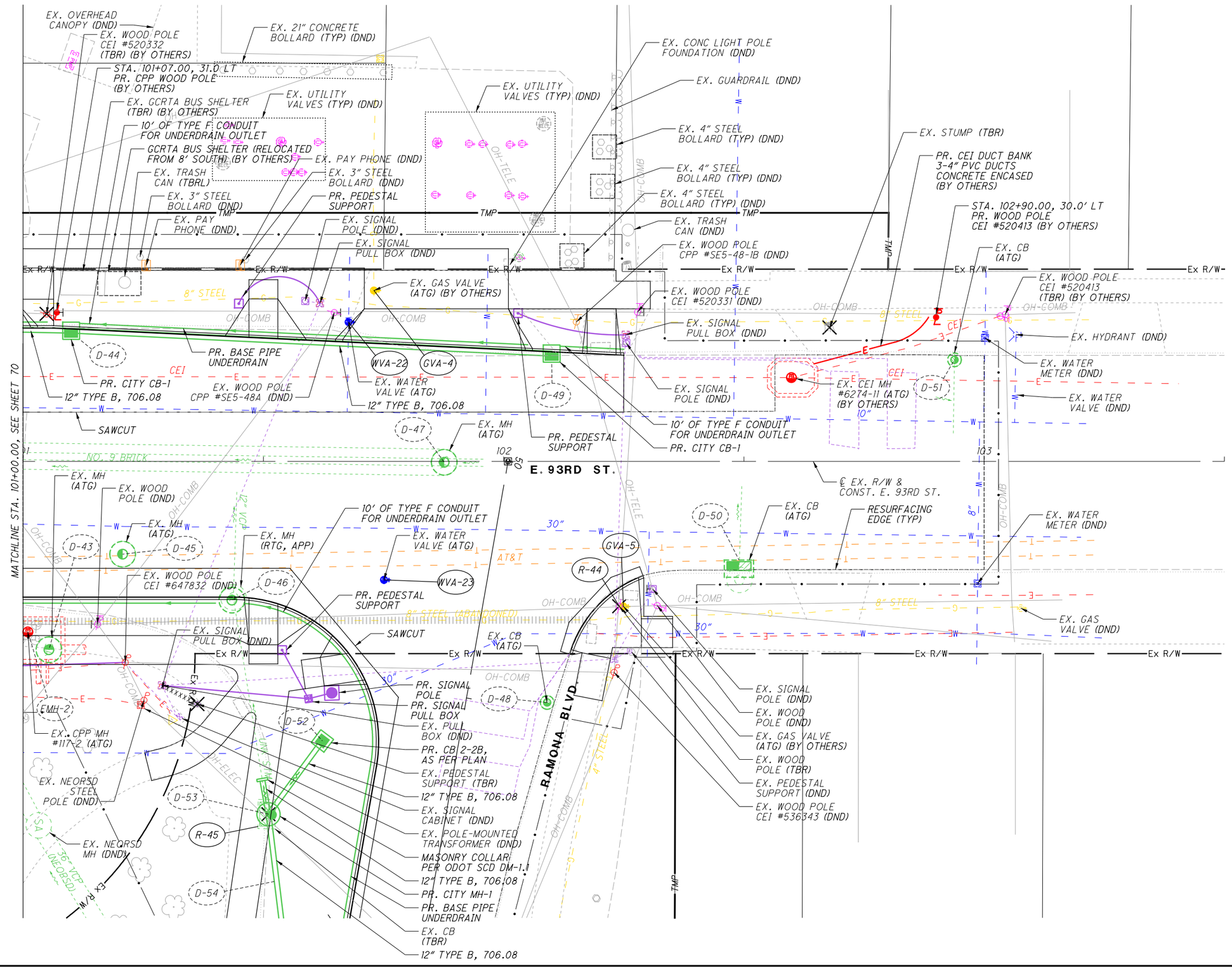

HORIZONTAL SCALE IN FEET 0 5 10 20

CALCULATED JTH
CHECKED DAB

UTILITY PLAN
STA. 101+00.00 TO END

CUY-422-04.34

...\Sheets\110426_GP153.dgn 4/27/2021 1:58:32 PM Joseph.Hogan