

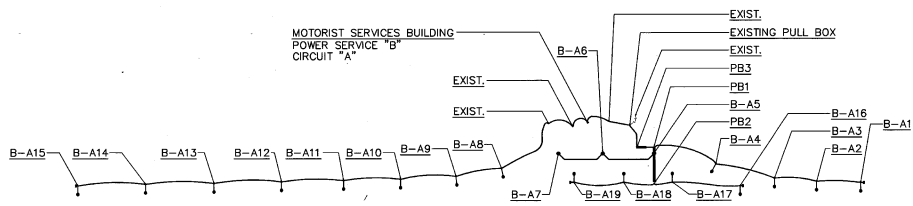


INVESTIGATED
DESIGNED

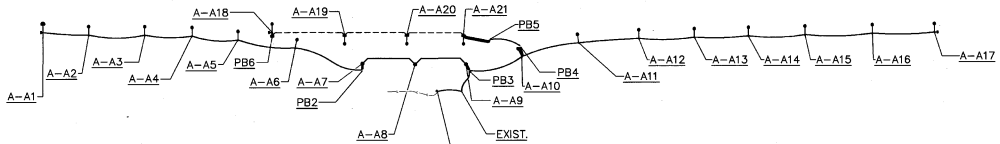
LIGHTING CIRCUIT SCHEMATICS AND DETAILS

WAY-71-0.28

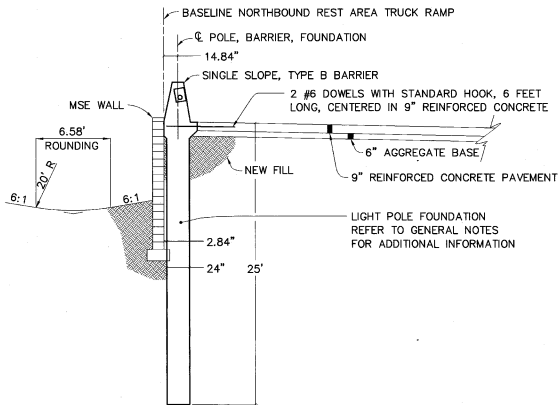
387
432



POWER SERVICE "B" CIRCUIT SCHEMATIC
N.T.S.



POWER SERVICE "A" CIRCUIT SCHEMATIC
N.T.S.



LIGHT POLE FOUNDATION, MISC.: 24" X 25' DEEP, AS PER PLAN
1/4" = 1'-0"

POWER SERVICE DATA (EXISTING)								
Power Service	Type of Service	Connected Load KVA	Service Entrance Conductor Size-AWG	Enclosure Rating	Circuit No.	Circuit Load Amps	Circuit Fuse Size Amps	Maintaining Agency
A	120/240 Volt 3W, 1Ø Gnd. Neutral	8.9	#4	60 Amp	A	37.1	60	State of Ohio
B	120/240 Volt 3W, 1Ø Gnd. Neutral	8.1	#4	60 Amp	A	33.9	60	State of Ohio