

# ACCEPTABLE UTILITY CUT REPAIRS

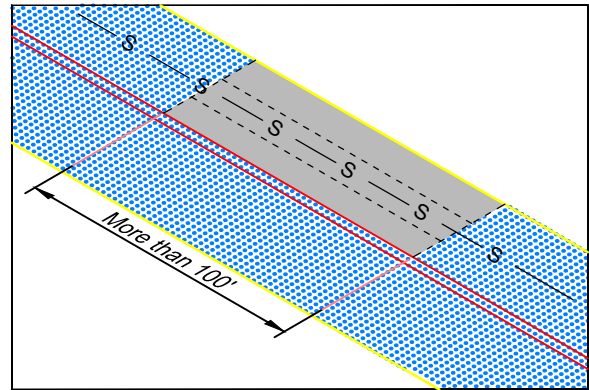
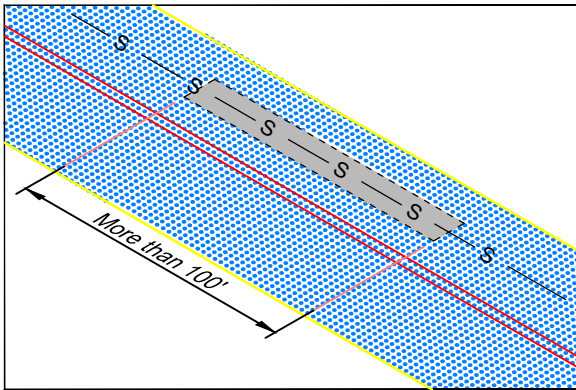
## EXCAVATION EXCEEDING 100' IN LENGTH LOCATED WITHIN LANE

WHEN AN EXCAVATION EXCEEDS 100 FT IN LENGTH, THE REPAIR SHALL INCLUDE ITEM 254 PAVEMENT PLANING OF A FULL LANE WIDTH (OR ANY OTHER LANE WIDTH AS DIRECTED BY THE DEPARTMENT OF PUBLIC SERVICE) TO A DEPTH OF 1-1/2 INCHES FOR THE ENTIRE LENGTH OF THE EXCAVATION. THE PLANED AREA SHALL BE THOROUGHLY CLEANED AND DRY, THEN TACKED USING ITEM 407 TACK COAT MATERIAL PRIOR TO PLACING AND COMPACTING APPROVED ASPHALT CONCRETE WITH A PAVER IN ACCORDANCE WITH CURRENT CITY STANDARD SPECIFICATIONS. ITEM 423 CRACK SEALING, TYPE II OR III, SHALL BE APPLIED TO EXPOSED JOINTS ONCE THE PAVING OPERATION HAS BEEN COMPLETED.

NOT ACCEPTABLE

SEE NOTE "C"

ACCEPTABLE



FOR AN EXCAVATION IN A SINGLE LANE, PERFORM A FULL-LANE-WIDTH PLANE AND REPAIR.

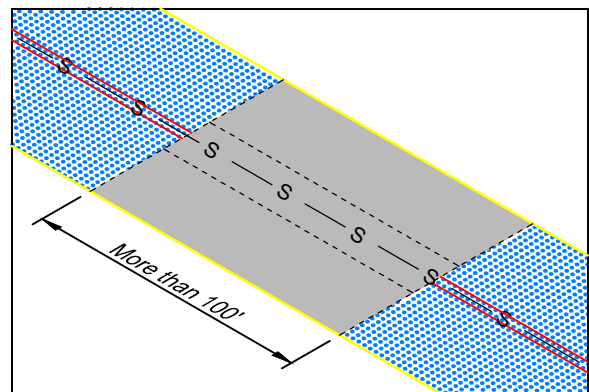
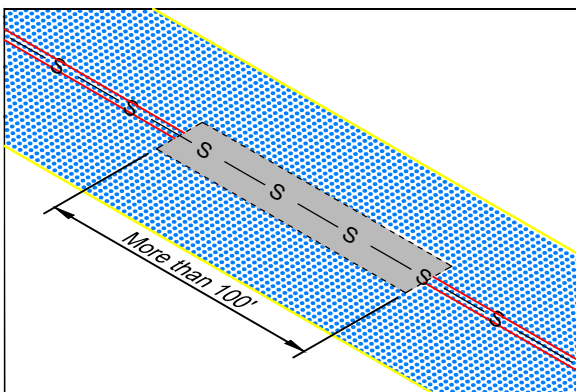
## EXCAVATION EXCEEDING 100' IN LENGTH BETWEEN OR CROSSING LANES

WHEN AN EXCAVATION CROSSES LANES, ALL AFFECTED LANES SHALL REQUIRE PLANING AND RESURFACING AS DESCRIBED ABOVE. THIS WORK SHALL INCLUDE ALL OF THE PAVEMENT AREA WITHIN THE AFFECTED LANES FOR THE LIMITS OF THE EXCAVATION.

NOT ACCEPTABLE



SEE NOTE "C"

ACCEPTABLE



FOR AN EXCAVATION IN MULTIPLE LANES, PERFORM A FULL-LANE-WIDTH PLANE AND REPAIR FOR ALL IMPACTED LANES.

### LEGEND

-  EXISTING PAVEMENT
-  NEW PAVEMENT REPAIR

NOTE:  
EXCAVATIONS ARE CONCEPTUAL ONLY. SEE DETAILED CROSS SECTION AND PROFILE SHEETS FOR CONSTRUCTION PROCEDURES AND WIDTHS.

## PAVEMENT & UTILITY CUT REPAIR STANDARDS

CITY OF COLUMBUS, OHIO  
DEPARTMENT OF PUBLIC SERVICE  
DIVISION OF DESIGN AND CONSTRUCTION

STD DWG

1441

07/01/2021

SHT 9 OF 13