FED. ROAD DIST. NO	STATE	FED. AID PROJ. NO	FISCAL YEAR
10	OHIO	93	1920

27/31

I.C.H. No. 399 Sec. F-2 & G
Gallia County

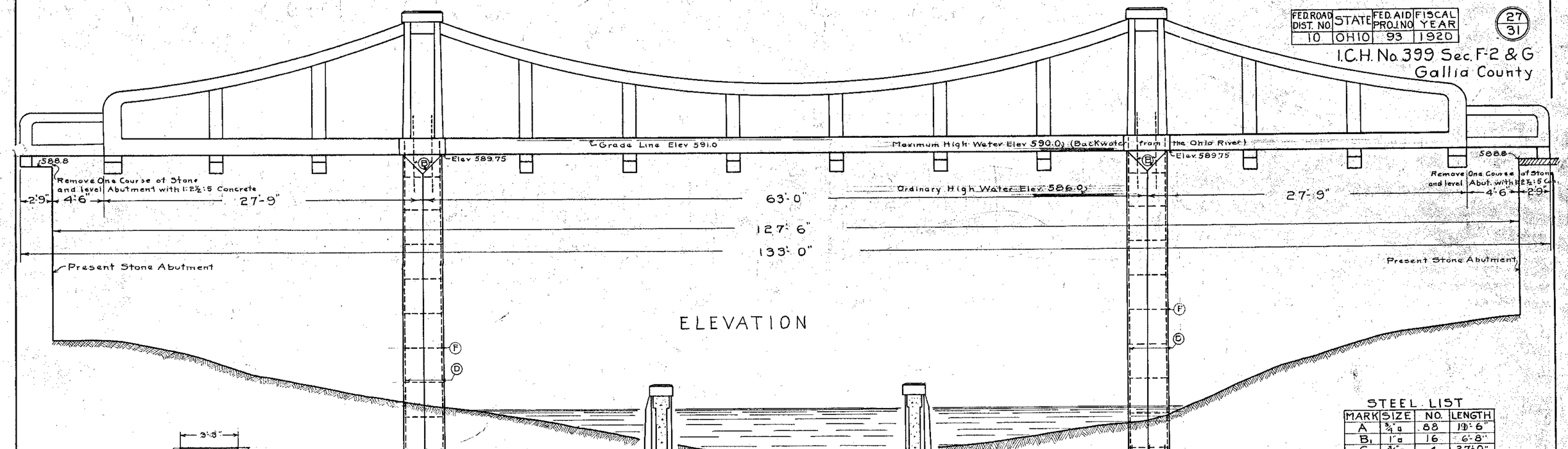

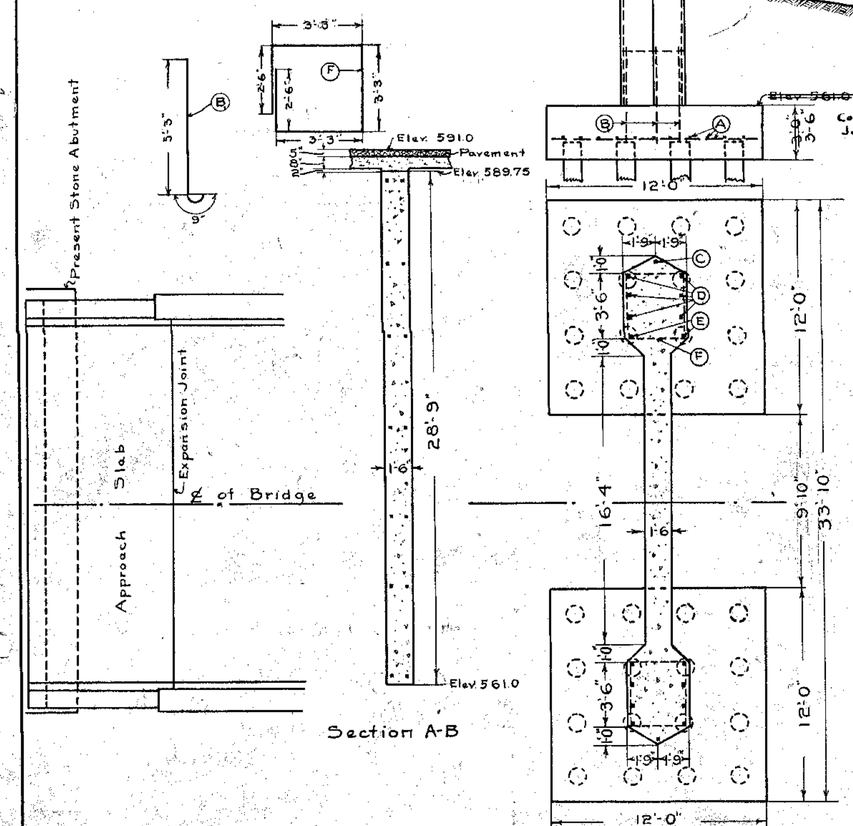

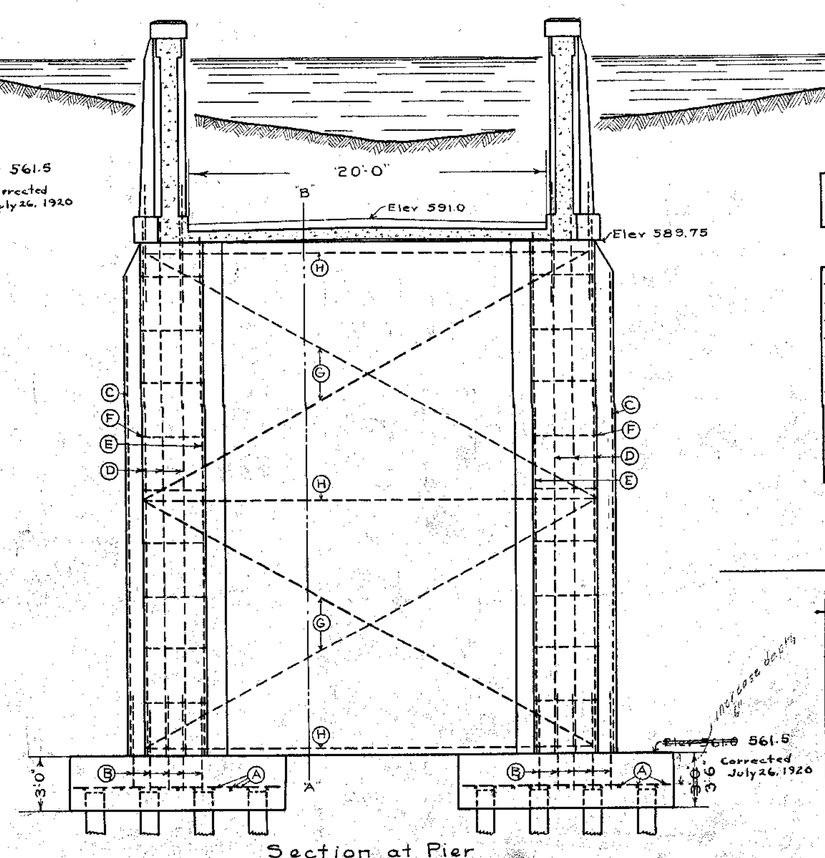

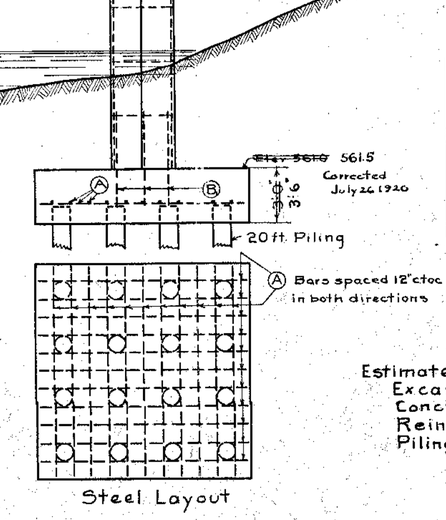

STEEL LIST

MARK	SIZE	NO.	LENGTH
A	⅝" □	88	19'-6"
B_1	1" □	16	6'-8"
C	¾" □	4	27'-0"
D	1" □	24	30'-0"
E	1" □	8	29'-0"
F	½" □	36	14'-9"
G	¾" □	16	28'-6"
H	¾" □	12	25'-0"
B_2	1" □	36	6'-0"

Estimate of Quantities Substructure

Excavation	300	cu. yds.
Concrete 1:2½:5	190	cu. yds.
Reinf Steel	8050	lbs.
Piling	1280	lin. ft.

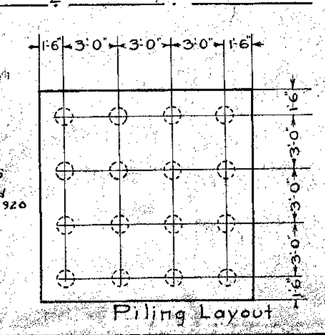

DETAIL OF SUBSTRUCTURE
STANDARD
CONCRETE CANTILEVER BRIDGE
LENGTH 118 FT 6 IN ROADWAY 20 FT.
LOADING T-15
GALLIPOLIS-JACKSON ROAD
OVER RACCOON CR. STA. 311+72.25
STATE HIGHWAY DEPARTMENT
COLUMBUS OHIO
Feb 1920 BUREAU OF BRIDGES

FED ROAD DIST. NO.	STATE	FED AID PROJ. NO	FISCAL YEAR
10	OHIO	93	1920

28/31

I.C.H. No. 399 Sec. F-2&G
Gallia County

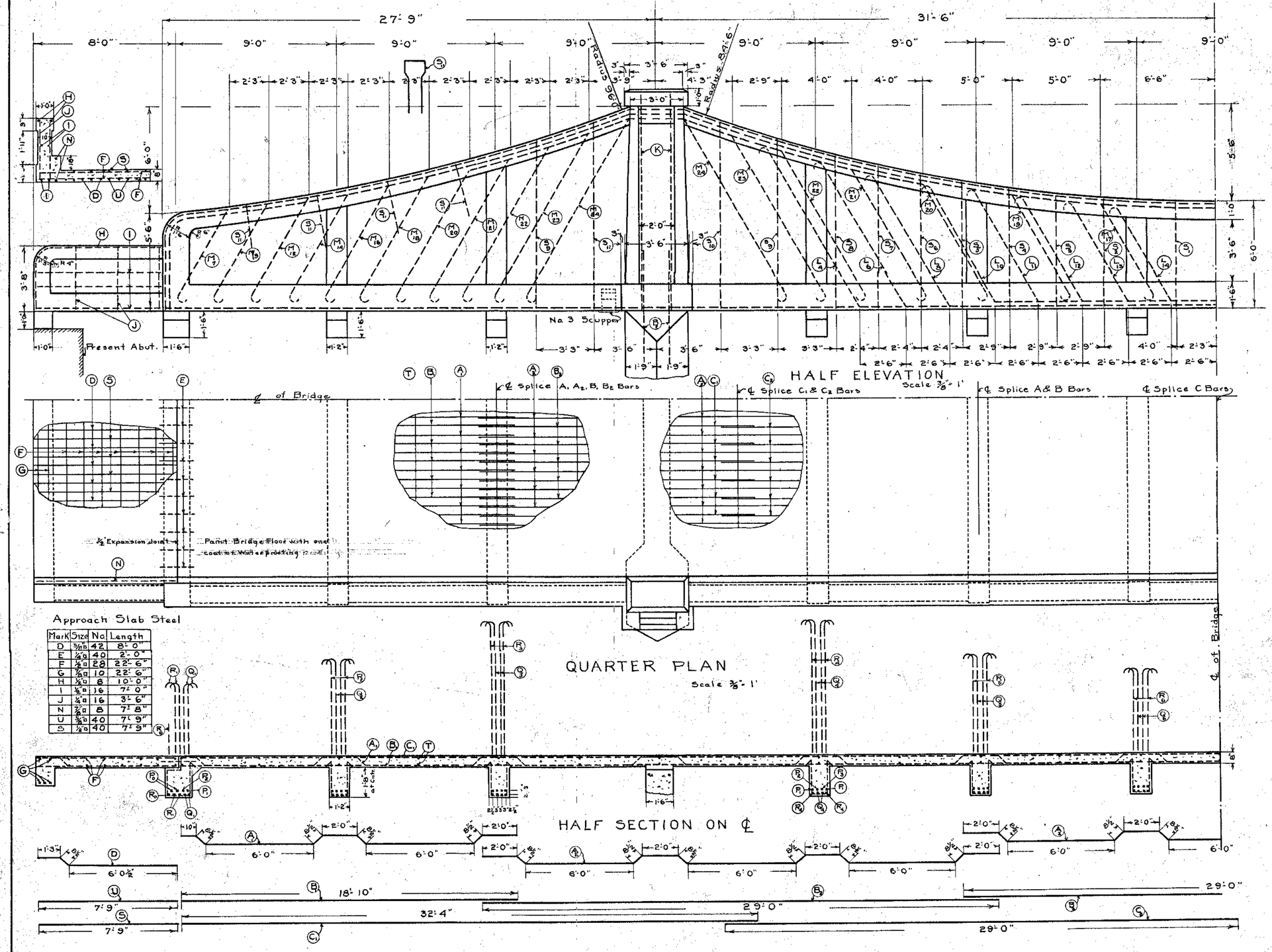

Approach Slab Steel

Mark	Size	No	Length
D	5/8" ⊡	42	8'-0"
E	1/2" ⊡	40	2'-0"
F	1/2" ⊡	28	22'-6"
G	5/8" ⊡	10	22'-6"
H	1/2" ⊡	8	10'-0"
I	1/2" ⊡	16	7'-0"
J	1/2" ⊡	16	3'-6"
N	5/8" ⊡	8	7'-8"
U	5/8" ⊡	40	7'-9"
S	1/2" ⊡	40	7'-9"

Floor Slab Steel

Mark	Size	No	Length
A1	5/8" ⊡	42	19'-8"
A2	5/8" ⊡	63	30'-3"
B1	5/8" ⊡	40	18'-10"
B2	5/8" ⊡	60	29'-0"
C1	1 1/8" ⊡	40	32'-4"
C2	1 1/8" ⊡	40	29'-0"
T	1/2" ⊡	54	20'-10

Estimated Quantities Superstructure

Concrete 1:2:4 ..... 183 Cu. yds.

Reinforcing Steel 37750 lbs.

DETAIL OF SUPERSTRUCTURE
STANDARD
CONCRETE CANTILEVER BRIDGE
LENGTH 118 FT 6 IN ROADWAY 20 FT.
LOADING T-15
GALLIPOLIS-JACKSON ROAD
OVER RACCOON CR. STA 311+72.25
STATE HIGHWAY DEPARTMENT
COLUMBUS OHIO
Feb. 1920 BUREAU OF BRIDGES

FED. ROAD DIST. NO.	STATE	FED. AID PROJ. NO.	FISCAL YEAR
10	OHIO	93	1920

29
31

I.C.H. No. 399 Sec. F-2 & G
Gallia County

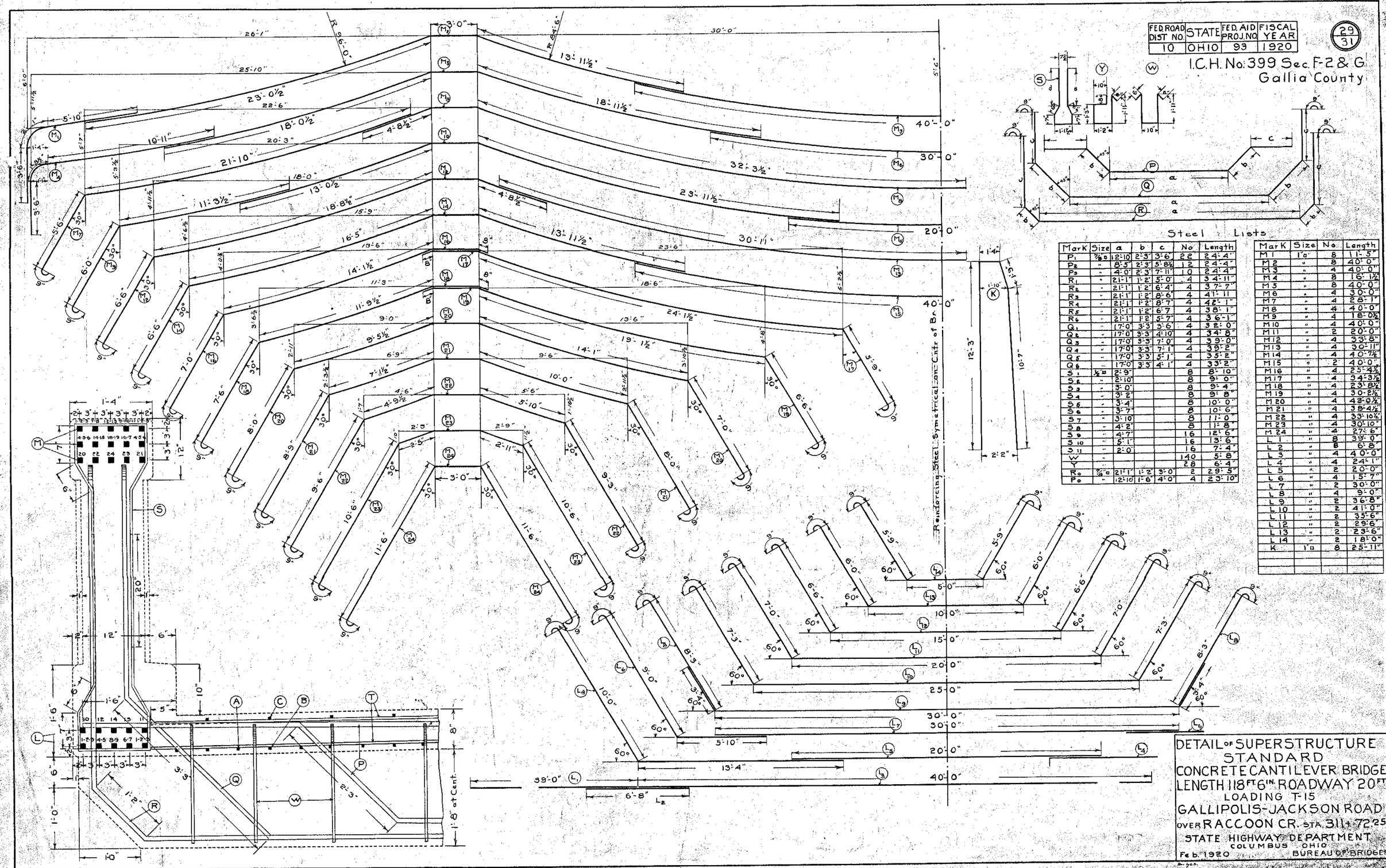

Steel Lists

Mark	Size	a	b	c	No.	Length
P1	7/8" ⊡	12'-10"	2'-3"	3'-6"	28	24'-4"
P2	"	8'-3"	2'-3"	5'-8½"	12	24'-4"
P3	"	4'-0"	2'-3"	7'-11"	10	24'-4"
R1	"	21'-1"	1'-2"	5'-0"	4	34'-11"
R2	"	21'-1"	1'-2"	6'-4"	4	37'-7"
R3	"	21'-1"	1'-2"	8'-6"	4	41'-11"
R4	"	21'-1"	1'-2"	8'-7"	4	42'-1"
R5	"	21'-1"	1'-2"	6'-7"	4	38'-1"
R6	"	21'-1"	1'-2"	5'-7"	4	36'-1"
Q1	"	17'-0"	3'-3"	3'-6"	4	32'-0"
Q2	"	17'-0"	3'-3"	4'-10"	4	34'-8"
Q3	"	17'-0"	3'-3"	7'-0"	4	39'-0"
Q4	"	17'-0"	3'-3"	7'-1"	4	39'-2"
Q5	"	17'-0"	3'-3"	5'-1"	4	35'-2"
Q6	"	17'-0"	3'-3"	4'-1"	4	33'-2"
S1	½" ⊡	2'-9"			8	8'-10"
S2	"	2'-10"			8	9'-0"
S3	"	3'-0"			8	9'-4"
S4	"	3'-2"			8	9'-8"
S5	"	3'-4"			8	10'-0"
S6	"	3'-7"			8	10'-6"
S7	"	3'-10"			8	11'-0"
S8	"	4'-2"			8	11'-8"
S9	"	4'-7"			16	12'-6"
S10	"	5'-1"			16	13'-6"
S11	"	2'-0"			16	7'-4"
W	"				140	5'-8"
Y	"				28	6'-4"
R0	7/8" ⊡	21'-1"	1'-2"	3'-0"	2	29'-5"
P0	"	12'-10"	1'-6"	4'-0"	4	23'-10"

Mark	Size	No.	Length
M1	1" ⊡	8	11'-5"
M2	"	8	40'-0"
M3	"	4	40'-0"
M4	"	8	16'-1½"
M5	"	8	40'-0"
M6	"	4	30'-0"
M7	"	4	28'-1"
M8	"	4	40'-0"
M9	"	4	18'-0½"
M10	"	4	40'-0"
M11	"	2	20'-0"
M12	"	4	33'-8"
M13	"	4	30'-11"
M14	"	4	40'-7½"
M15	"	2	40'-0"
M16	"	4	25'-4½"
M17	"	4	34'-3½"
M18	"	4	23'-8½"
M19	"	4	30'-2½"
M20	"	4	43'-0½"
M21	"	4	38'-4½"
M22	"	4	33'-10½"
M23	"	4	30'-10"
M24	"	4	27'-6"
L1	"	8	39'-0"
L2	"	8	6'-8"
L3	"	4	40'-0"
L4	"	4	24'-1"
L5	"	2	20'-0"
L6	"	4	15'-7"
L7	"	2	30'-0"
L8	"	4	9'-0"
L9	"	2	36'-8"
L10	"	2	41'-0"
L11	"	2	35'-6"
L12	"	2	29'-6"
L13	"	2	23'-6"
L14	"	2	18'-0"
K	1" ⊡	8	25'-11"

DETAIL OF SUPERSTRUCTURE
STANDARD
CONCRETE CANTILEVER BRIDGE
LENGTH 118 FT. 6 IN. ROADWAY 20 FT.
LOADING T-15
GALLIPOLIS-JACKSON ROAD
OVER RACCOON CR. STA. 311+72.25
STATE HIGHWAY DEPARTMENT
COLUMBUS OHIO
Feb. 1920
BUREAU OF BRIDGES

FED. ROAD DIST. NO.	STATE	FED. AID PROJ. NO.	FISCAL YEAR
10	OHIO	93	1920

I.C.H. No. 399 Sec. F-2
Gallia Coun

SUMMARY OF QUANTITIES

STRUCTURES UNDER TWENTY FEET.

STATION	TYPE	SIZE	Excavation cu. yds	Concrete Cu. Yds. 1:2:4	1:2½:5	1:3:6	Steel Lbs.	Railing Type "G" Lin. Ft.	Vitrified Pipe 12-inch	15-inch	18-inch	24 inch	Piling Lin. Ft.	REMARKS
1+90	V.P. Enc.	12" × 32'	5	2.0		3.2	45		32					Standard
18+60	V.P. Enc.	18" × 28'	7	2.7		4.0	55				28			Standard remove 12" V.P.
29+77	Con. Slab	8' × 5'	15	2.1	13.1	7.7	230	20						Standard 4.5 extension on left 4 wing walls
40+10	V.P. Enc.	18" × 18'	6	3.3		2.5	55				18			Standard side road
49+20	V.P. Enc.	12" × 30'	5	2.0		3.0	45		30					Standard
50+93	V.P. Enc.	18" × 40'	6	2.7		5.8	55				40			Standard
54+50	V.P. Enc.	12" × 44'	9	2.7		4.5	30		44					Standard hill side
60+05	Con. Box	3' × 5' × 39'	26	4.2	44.4		370							Special Standard cattlepass foreward W.W. 30' long
70+05	V.P. Enc.	18" × 28'	7	2.7		4.0	55				28			Standard
74+40	V.P. Enc.	12" × 30'	6	2.0		3.0	45		30					Standard
77+82	V.P. Enc.	12" × 32'	9	2.0		3.2	45		32					Standard
80+55.3	V.P. Enc.	12" × 28'	6	2.0		2.8	45		28					Standard
98+52	Con. Box	4' × 3' × 37'	20	18.8			975							Standard remove 3' boiler
99+15	V.P. Enc.	12" × 14'	5	2.6		1.3	45		14					Standard side road
115+16	Con. Box	4' × 3' × 32'	20	7.0			850							Standard
152+00	V.P. Enc.	15" × 28'	7	2.3		3.4	50			28				Standard
156+69	Con. Box	3' × 3' × 40'	18	17.5			890							Standard 45° with road remove old boiler
159+27	V.P. Enc.	24" × 30'	8	3.5		5.8	75					30		Standard remove 16" × 20' culvert
165+65	V.P. Enc.	18" × 34'	7	2.7		4.9	55				34			Standard remove 12" × 29' V.P.
169+30	V.P. Enc.	18" × 30'	7	2.7		4.3	55				30			Standard remove 15" × 26' V.P.
177+60	Con. Box	4' × 3' × 28'	20	15.6			750							Standard remove 4' × 4' × 16' Wood Culvert
184+10.3	V.P. Enc.	18" × 28'	6	2.7		4.0	55				28			Standard
192+55	V.P. Enc.	18" × 28'	8	2.7		4.0	55				28			Standard
200+77	Con. Slab	18' × 3½' × 20'	30	22.0	14.6	10.9	2650	40						Standard remove 13'-6" span
207+70	V.P. Enc.	15" × 30'	6	2.3		3.6	50			30				Standard
224+75	Con. Slab	20' × 5' × 20'	30	22.2	22.9	13.3	2730	44						Standard remove 16' × 20' Wood Bridge
235+40	V.P. Enc.	18" × 38'	13	2.7		5.5	55				38			Standard 60° skew
240+00	V.P. Enc.	24" × 28'	8	3.5		5.3	75					28		Standard remove 12" × 24' V.P.
248+95	V.P. Enc.	18" × 32'	10	2.7		4.6	55				32			Standard remove 18" × 24' V.P.
264+39	Con. Box	3' × 3' × 8'	5	8.0			230							Standard 8' extension on left 2 Wing Walls
269+72	V.P. Enc.	18" × 30'	8	2.7		4.3	55				30			Standard remove 18" × 22' V.P.
276+35	Con. Box	3' × 3'	4	2.9			45							Standard headwall on left
295+77	V.P. Enc.	24" × 38'	15	3.5		7.4	75					38		Standard remove 18" × 25' V.P.
319+45	V.P. Enc.	18" × 28'	5	2.7		4.0	55				28			Standard
322+95	V.P. Enc.	12" × 14'	5	2.6		1.3	45		14					Standard side road
328+40	V.P. Enc.	24" × 30'	8	3.5		5.8	75					30		Standard remove 30" × 20' boiler
TOTAL OF QUANTITIES			380	199.8	95.0	137.4	11125	104	224	58	362	126		
STRUCTURES OVER TWENTY FEET														
311+72.25	CONCRETE CANTILEVER	18'-6" × 20'-0"	300	183	190		45800						1280	STANDARD T-15 LOADING Old Abutments to be used
TOTAL OF QUANTITIES			300	183	190		45800						1280	
GRAND TOTAL OF QUANTITIES														