



**EXISTING STRUCTURE VERIFICATION**

DETAILS AND DIMENSIONS SHOWN ON THESE PLANS PERTAINING TO THE EXISTING STRUCTURES HAVE BEEN OBTAINED FROM PLANS OF THE EXISTING STRUCTURES AND FROM FIELD OBSERVATIONS AND MEASUREMENTS. CONSEQUENTLY, THEY ARE INDICATIVE OF THE EXISTING STRUCTURES AND THE PROPOSED WORK BUT THEY SHALL BE CONSIDERED TENTATIVE AND APPROXIMATE. THE CONTRACTOR IS REFERRED TO CMS SECTIONS 102.05 AND 105.02.

BASE CONTRACT BID PRICES UPON A RECOGNITION OF THE UNCERTAINTIES DESCRIBED ABOVE AND UPON A PREBID EXAMINATION OF THE EXISTING STRUCTURES. HOWEVER, THE DEPARTMENT WILL PAY FOR ALL PROJECT WORK BASED UPON ACTUAL DETAILS AND DIMENSIONS WHICH HAVE BEEN VERIFIED IN THE FIELD.

**UTILITIES**

THERE ARE NO UNDERGROUND UTILITIES SHOWN ON THIS PLAN. THE NATURE OF THE WORK REQUIRED BY THIS PROJECT WILL NOT AFFECT ANY KNOWN UNDERGROUND UTILITIES THAT EXIST UNDER OR ADJACENT TO THE WORK AREA.

**ROUTINE MAINTENANCE**

BETWEEN THE TIME THAT BIDS ARE TAKEN AND THE START OF CONSTRUCTION, THE MAINTAINING AGENCY MAY ENTER UPON THE PROJECT AND PERFORM ROUTINE MAINTENANCE SUCH AS CRACK SEALING, PATCHING AND OTHER REPAIRS. THE EFFECTS, IF ANY, OF THE PERFORMANCE OF ROUTINE MAINTENANCE SHALL BE CONSIDERED AS INHERENT IN WORK OF THE CHARACTER PROVIDED FOR IN THE PLAN AND THE RESULTING CONDITIONS SHALL NOT BE CONSIDERED AS DIFFERING MATERIALLY FROM THOSE EXISTING AT THE TIME BIDS WERE TAKEN.

**EXISTING PLANS**

THE FOLLOWING EXISTING PLANS MAY BE INSPECTED IN THE ODOT DISTRICT 3 OFFICE IN ASHLAND, OHIO:

STRUCTURE NAME:	EXISTING PLAN NAME:	DATE:
LOR-2-0459 L&R	LOR-2-3.50	1994
LOR-2-0586	LOR-2-5.86	1976
LOR-2-0646 L&R	LOR-2-3.50	1994
LOR-2-0649	LOR-254-0.00-B	1964
LOR-2-0699	LOR-254-0.00-B	1964
LOR-2-0742 L&R	LOR-254-0.00-B	1964
LOR-2-0761	LOR-254-0.00-B	1964

**DESIGN SPECIFICATIONS**

DESIGN SPECIFICATIONS: THIS STRUCTURE CONFORMS TO THE 8TH EDITION OF THE "LRFD BRIDGE DESIGN SPECIFICATIONS" ADOPTED BY THE AMERICAN ASSOCIATION OF STATE HIGHWAY AND TRANSPORTATION OFFICIALS, 2017, AND THE ODOT BRIDGE DESIGN MANUAL, 2020.

**DECK PROTECTION METHOD**

TREATING CONCRETE BRIDGE DECKS WITH GRAVITY FED RESIN

**PLACING ASPHALT CONCRETE FEATHERING ON APPROACHES TO BRIDGES**

SPECIAL CARE SHALL BE TAKEN, WHEN PLACING THE ASPHALT CONCRETE BUTT JOINT TO CREATE A SMOOTH TRANSITION FROM THE EXISTING APPROACH PAVEMENT TO THE BRIDGE DECK OR APPROACH SLAB. THE CONTRACTOR'S ATTENTION IS CALLED TO STANDARD DRAWING BP-3.1 FOR REQUIRED TOLERANCES.

**IN-STREAM WORK RESTRICTION**

THE CONTRACTOR SHALL TAKE ALL PRECAUTIONS TO AVOID CONSTRUCTION IN AND/OR LIMIT DEMOLITION DEBRIS FROM ENTERING STREAMS OR WETLANDS. ANY MATERIAL THAT DOES FALL INTO STREAMS OR WETLANDS SHALL BE REMOVED AS SOON AS POSSIBLE.

ALL PROJECTS INVOLVING JURISDICTIONAL WATERS OF THE UNITED STATES (STREAMS, RIVERS, NON-ISOLATED WETLANDS) AND/OR ISOLATED WETLANDS ARE SUBJECT TO REGULATION UNDER SECTIONS 404 AND 401 OF THE CLEAN WATER ACT, AND POSSIBLY OHIO EPA ISOLATED WETLAND LAW. IT IS ANTICIPATED THAT NO IN-STREAM WORK, OR WORK UNDER THE STREAM'S ORDINARY HIGH WATER MARK (OHWM) WILL BE NEEDED. THEREFORE NO WATERWAY PERMITS HAVE BEEN GRANTED AND NO IN-STREAM WORK IS ALLOWED.

SHOULD WORK (EITHER TEMPORARY OR PERMANENT) IN THE STREAM BE NEEDED; IT WILL REQUIRE A PERMIT AND AUTHORIZATION BY THE UNITED STATES ARMY CORPS OF ENGINEERS (USACE). THE CONTRACTOR SHALL NOT UTILIZE FILLS BELOW OHWM UNTIL SUCH ACTIVITY IS AUTHORIZED BY THE USACE. DETAILS OF THIS REQUIREMENT ARE DESCRIBED IN ODOT'S SUPPLEMENTAL SPECIFICATION 832.09.

USACE DEFINITION OF OHWM - THE ORDINARY HIGH WATER MARK IS THE LINE ON THE SHORES ESTABLISHED BY THE FLUCTUATIONS OF WATER AND INDICATED BY PHYSICAL CHARACTERISTICS SUCH AS A CLEAR, NATURAL LINE IMPRESSED ON THE BANK; SHELVEING; CHANGES IN THE CHARACTER OF THE SOIL; DESTRUCTION OF TERRESTRIAL VEGETATION; THE PRESENCE OF LITTER AND DEBRIS; OR THE APPROPRIATE MEANS THAT CONSIDER THE CHARACTERISTICS OF THE SURROUNDING AREAS.

**ITEM 202 - REMOVAL MISC.: JOINT SEALER**

THIS ITEM SHALL BE USED TO REMOVE THE EXISTING JOINT SEALER LOCATED BETWEEN THE APPROACH SLAB AND THE DECK OR BACKWALL.

PAYMENT FOR ALL OF THE ABOVE SHALL BE AT THE UNIT PRICE BID PER FOOT FOR THE ABOVE ITEM, WHICH WILL INCLUDE ALL LABOR, EQUIPMENT, MATERIALS AND INCIDENTALS NECESSARY TO COMPLETE THE ABOVE WORK.

**ITEM SPECIAL - PATCHING CONCRETE BRIDGE DECK, TYPE B OR C**

USE THIS ITEM AT THE LOCATIONS INDICATED IN THE PLANS. QUANTITIES SHOWN IN THE PLANS ARE FOR ESTIMATING PURPOSES ONLY. EXACT DIMENSIONS AND LOCATIONS OF REPAIRS SHALL BE DETERMINED BY THE ENGINEER.

SEE PROPOSAL NOTE 512 FOR ADDITIONAL DETAILS.

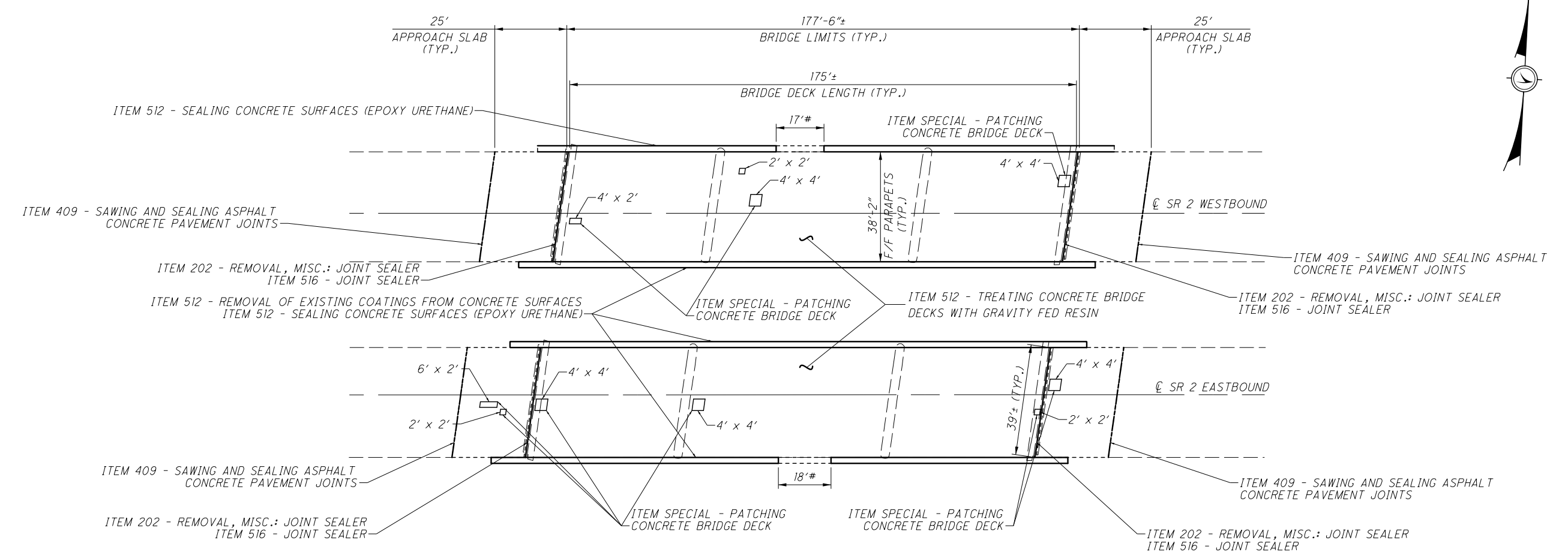
PAYMENT FOR ALL THE ABOVE ITEMS WILL BE MADE AT THE UNIT BID PRICE PER SQUARE YARD AND IS TO INCLUDE ALL LABOR, EQUIPMENT, MATERIALS, AND INCIDENTALS NEEDED TO COMPLETE THE ABOVE WORK.

**ITEM 409 - SAWING AND SEALING ASPHALT CONCRETE PAVEMENT JOINTS**

THIS ITEM SHALL BE USED AT LOCATIONS INDICATED IN THE PLAN AND CONSISTS OF SAW CUTTING AND SEALING THE FINISHED SURFACE OF THE ASPHALT CONCRETE PAVEMENT.

PAYMENT FOR ALL LABOR, EQUIPMENT, MATERIALS AND INCIDENTALS NECESSARY TO COMPLETE THE ABOVE WORK SHALL BE INCLUDED IN THE UNIT PRICE BID FOR THE ABOVE ITEM.

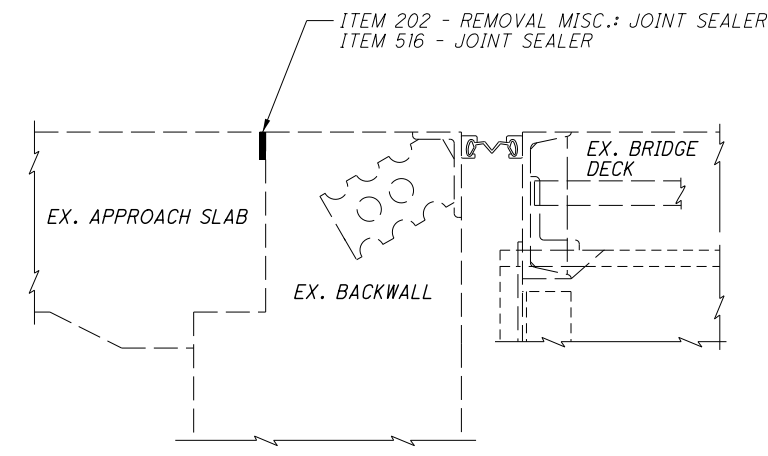
I:\ProjectData\77537\Design\Structures\Sheets\77537\_SN001.dgn



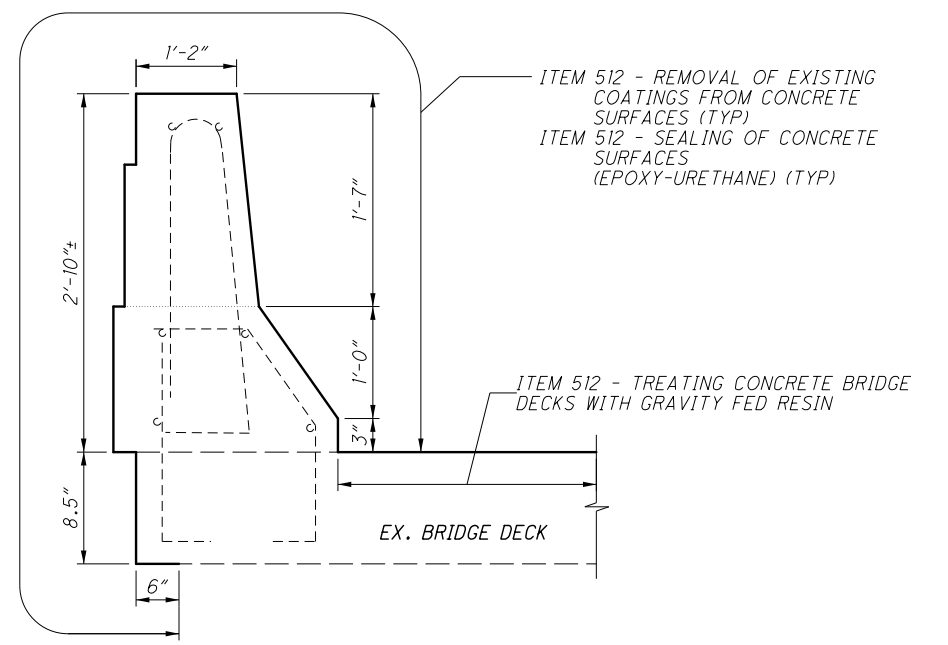
PLAN VIEW

- NOTES:
- 1) THE EXISTING APPROACH GUARDRAIL IS NOT SHOWN FOR CLARITY.
  - 2) THE CONCRETE REPAIRS SHOWN ARE APPROXIMATE. EXACT LOCATIONS AND DIMENSIONS OF REPAIRS ARE TO BE DETERMINED BY THE ENGINEER.
  - 3.) # SUSPEND AND RESUME PARAPET SEALING AT OVERHEAD SIGN.
  - 4.) SEAL ENTIRE BRIDGE DECK AND APPROACH SLABS WITH ITEM 512 - TREATING CONCRETE BRIDGE DECKS WITH GRAVITY FED RESIN. REMOVE EXISTING PAVEMENT MARKINGS WITH ITEM 512 - REMOVAL OF EXISTING PAVEMENT MARKING.
  - 5.) PERFORM ITEM 409 - SAWING AND SEALING ASPHALT CONCRETE PAVEMENT JOINTS AFTER PROPOSED PAVEMENT IS PLACED AND ACCEPTED BY THE DEPARTMENT. ANY SAWED AND SEALED JOINTS REMOVED BY NEED OF UNSATISFACTORILY PLACED AND UNACCEPTED SURROUNDING ASPHALT CONCRETE WILL NOT BE PAID FOR BY THE DEPARTMENT, INCLUDING THE COST OF REMOVAL OF THE JOINT.

ITEM	QUANTITY		UNIT	DESCRIPTION
	LOR-2-0742L	LOR-2-0742R		
202	78	78	FT	REMOVAL MISC.: JOINT SEALER
409	78	78	FT	SAWING AND SEALING ASPHALT CONCRETE PAVEMENT JOINTS
512	342	341	SY	SEALING OF CONCRETE SURFACES (EPOXY-URETHANE)
512	954	954	SY	TREATING CONCRETE BRIDGE DECKS WITH GRAVITY FED RESIN
512	179	341	SY	REMOVAL OF EXISTING COATINGS FROM CONCRETE SURFACES
512	684	684	FT	REMOVAL OF EXISTING PAVEMENT MARKING
516	78	78	FT	JOINT SEALER
SPECIAL	5	8	SY	PATCHING CONCRETE BRIDGE DECK, TYPE B OR C



JOINT SEALER DETAIL



PARAPET SEALING DETAIL

DESIGN AGENCY: ODOT DISTRICT THREE  
OFFICE OF ENGINEERING

REVIEWED: KRB 05/2020  
DATE: 05/2020  
STRUCTURE FILE NUMBER: 4700279/4700309

DRAWN: JLL  
CHECKED: ACW  
REVISED: .

DESIGNED: JLL  
CHECKED: ACW

STRUCTURE DETAILS  
STRUCTURE LOR-2-7.42L&R  
OVER LOR-58

LOR-2-3.86  
PID No. 77537

1 / 1

3.7  
3.7

I:\ProjectData\77537\Design\Structures\LOR002\_0742C\Sheets\002\_0742C\_SG001.dgn