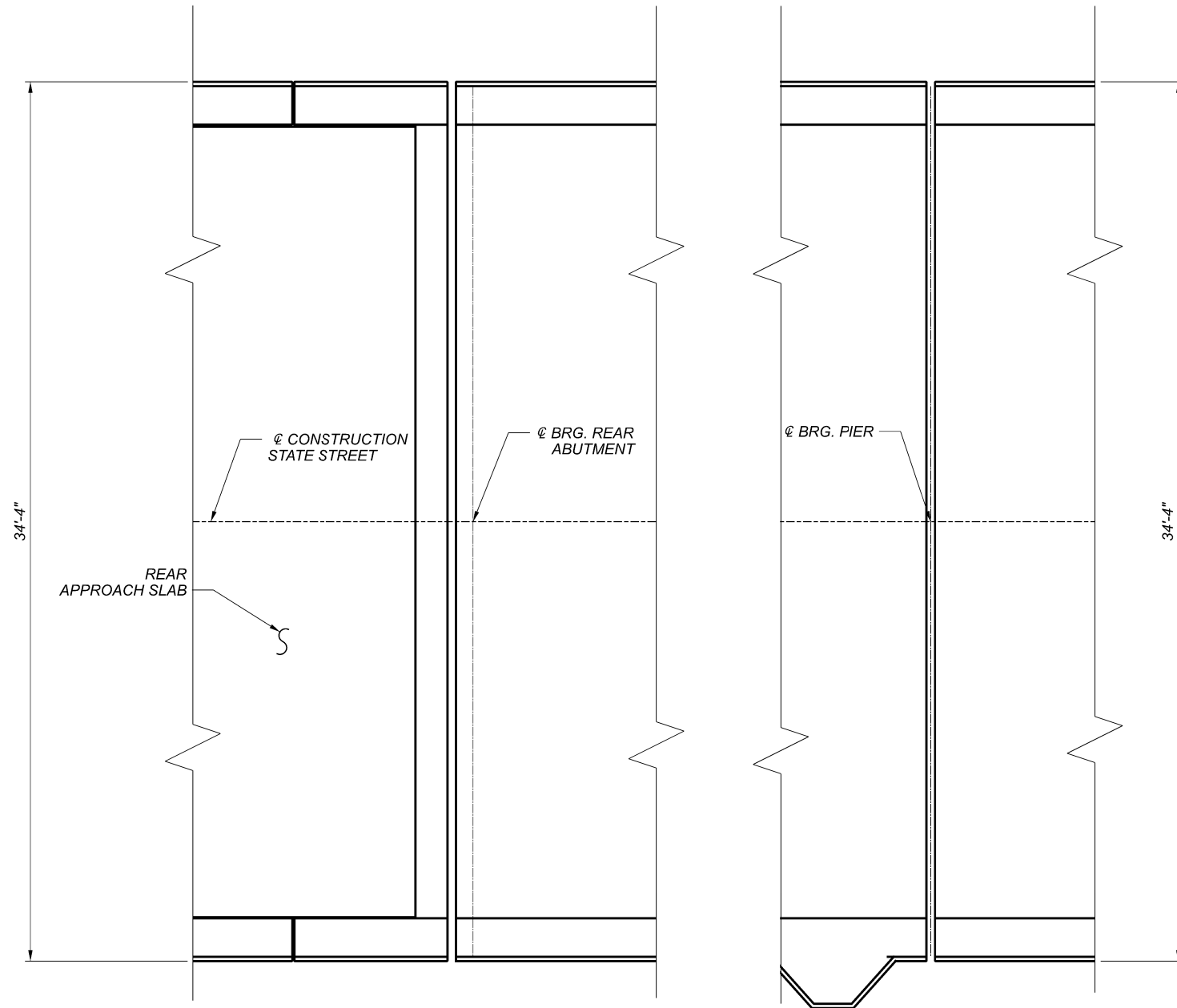


MAR-4/4D-11.63/0.74

MODEL: Sheet: PAPER: SIZE: 17x11 (in.) DATE: 4/22/2022 TIME: 2:23:50 PM USER: Cblackman
 P:\Transportation\Worksets\111383_MAR-4_4D-11.63_0.74\400-Engineering\Structures\MAR-4_11.63\Sheet\111383_SFN_5100127_SM0003.dgn



ABUTMENT EXPANSION JOINT PLAN

(REAR ABUTMENT SHOWN;
FORWARD ABUTMENT SIMILAR)

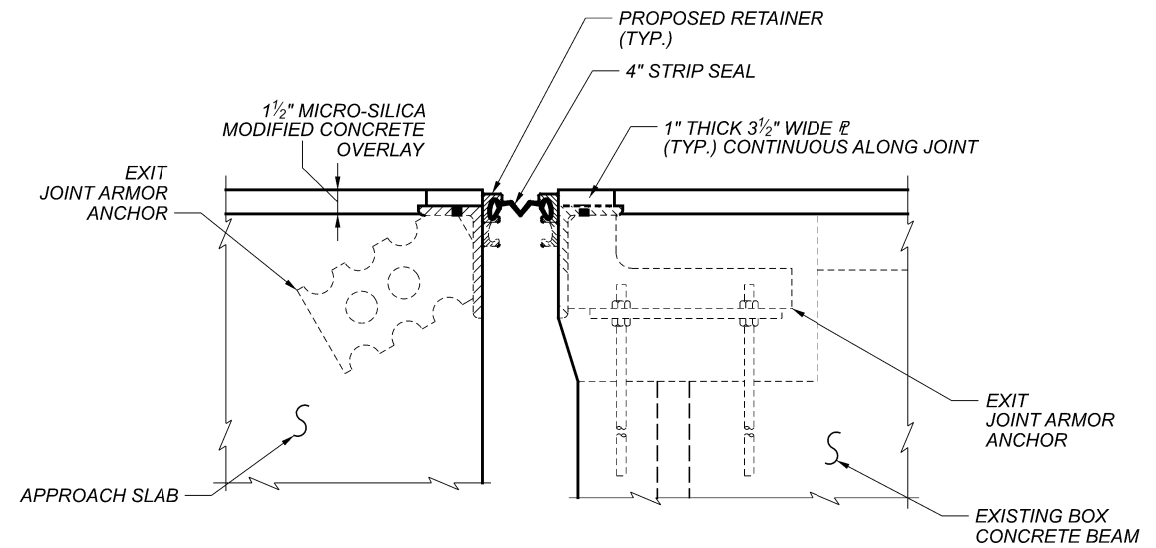
PIER EXPANSION JOINT PLAN

(PIER 4 SHOWN;
OTHER PIERS SIMILAR)

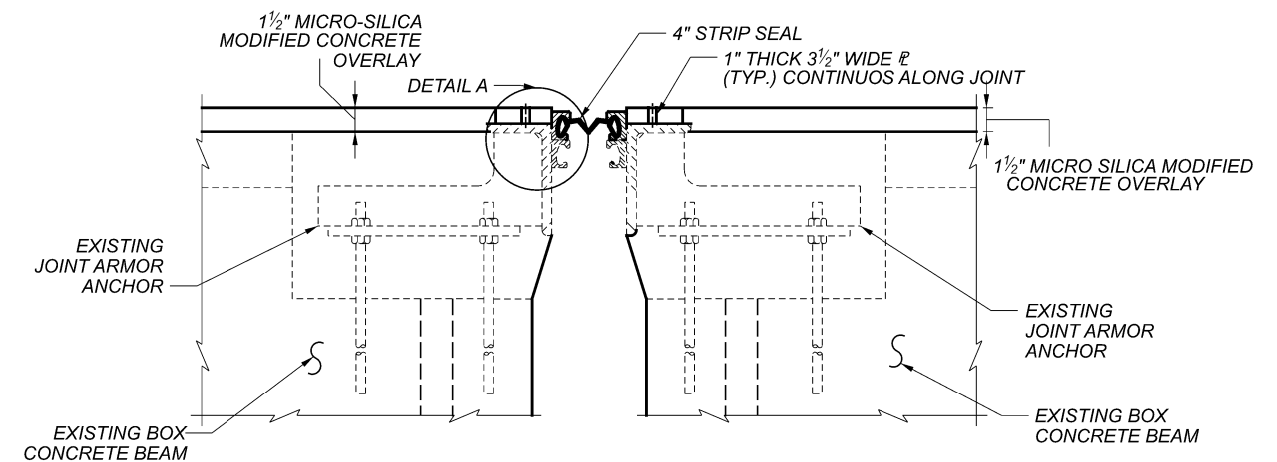
NOTES:

- FOR RAILING DETAILS AT APPROACH SLABS, SEE SHEET 12.
- THE VANDAL PROTECTION FENCE SHALL BE AN 6'-0" STRAIGHT FENCE CONFORMING TO POST SECTION PS-4 WITH BASE PLATE BP-5. FOR ADDITIONAL DETAILS, SEE STD. DWG. VPF-1-90.
- STRIP SEAL GLAND SHALL BE INSTALLED IN ONE CONTINUOUS PIECE.
- PROVIDE NEW 1/2" THICK EMBEDDED PLATE IN PROPOSED SBR-3-20 PARAPETS TO ACCOMMODATE THE UPTURNED SECTIONS AT EITHER END THE STRIP SEAL EXPANSION JOINTS.
- FOR ADDITIONAL NOTES AND DETAILS, SEE ODOT STD. DWG. EXJ-5-93.
- EXPANSION JOINT OPENINGS SHOWN ARE THE DESIGN OPENINGS SHOWN ON THE ORIGINAL PLANS. CONTRACTOR SHALL VERIFY ACTUAL OPENINGS AS NECESSARY.

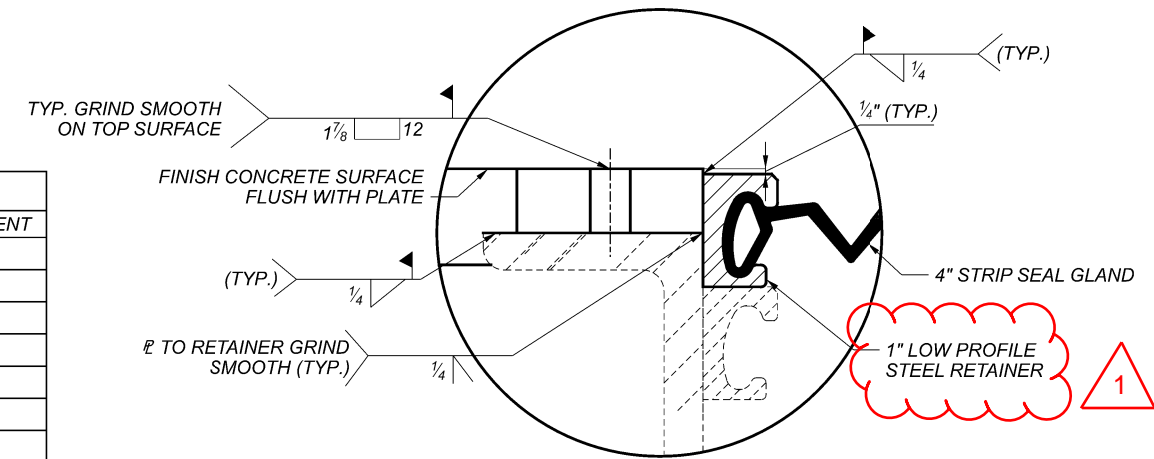
EXPANSION JOINT OPENINGS (SEE NOTE 6)					
TEMPERATURE	REAR ABUTMENT	PIER 4	PIER 8	PIER 12	FORWARD ABUTMENT
30	1 7/8"	2"	2"	1 5/16"	1 7/8"
40	1 3/4"	1 3/16"	1 3/16"	1 3/16"	1 3/4"
50	1 3/4"	1 1/16"	1 1/16"	1 1/16"	1 1/16"
60	1 3/8"	1 1/2"	1 1/2"	1 3/8"	1 3/8"
70	1 3/16"	1 3/8"	1 3/8"	1 3/16"	1 3/16"
80	1 1/2"	1 3/16"	1 3/16"	1 3/16"	1 1/2"
90	1 3/8"	1 1/16"	1 1/16"	1 1/4"	1 3/8"



ABUTMENT EXPANSION JOINT RETROFIT DETAIL



PIER EXPANSION JOINT RETROFIT DETAIL



DETAIL A



ADDENDUM R2 4/22/2022

EXPANSION JOINT RETROFIT DETAILS
 BRIDGE NO.: MAR-00004-11.630
 STATE STREET OVER CSXT RR

SFN	5100127
DESIGNER	CCJ
CHECKER	RG
REVIEWER	
PROJECT ID	111383
SUBSET	37
TOTAL	40
SHEET	P.136
TOTAL	190