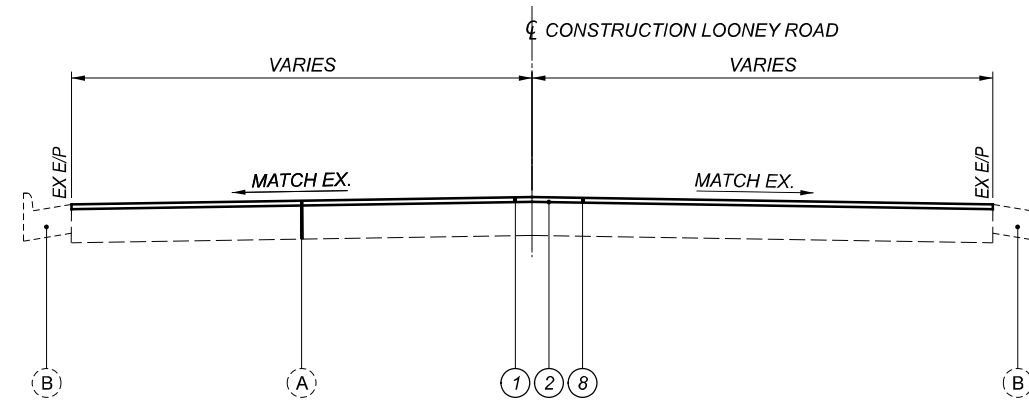
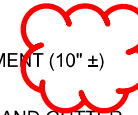


**LEGEND**

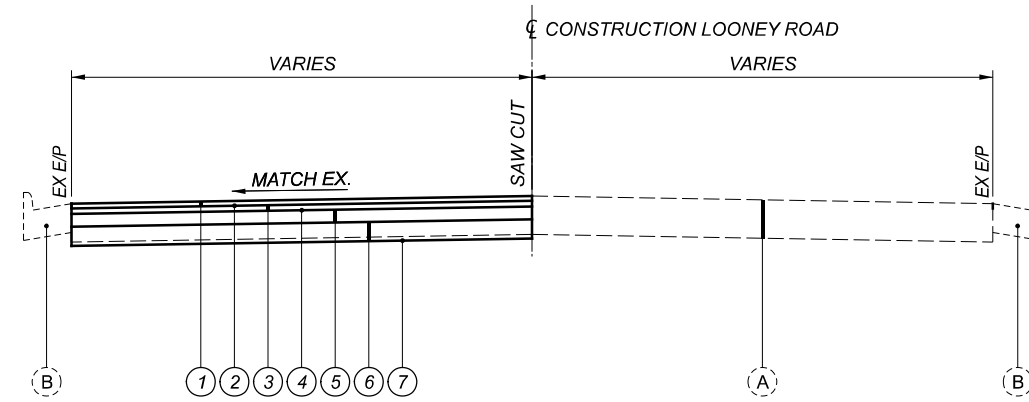
- 1 ITEM 441 - 1½" ASPHALT CONCRETE SURFACE COURSE, TYPE 1 (448) PG64-22
- 2 ITEM 407 - NON-TRACKING TACK COAT (APPLIED AT 0.055 GAL/SY)
- 3 ITEM 441 - 1¾" ASPHALT CONCRETE INTERMEDIATE COURSE, TYPE 2, (448)
- 4 ITEM 407 - NON-TRACKING TACK COAT (APPLIED AT 0.085 GAL/SY)

- 5 ITEM 301 - 7" ASPHALT CONCRETE BASE, PG64-22
- 6 ITEM 304 - 6" AGGREGATE BASE
- 7 ITEM 204 - SUBGRADE COMPACTION
- 8 ITEM 254 - PAVEMENT PLANING, ASPHALT CONCRETE (1½")

- A EXISTING PAVEMENT (10" ±)
- B EXISTING CURB AND GUTTER



**LOONEY ROAD OVERLAY SECTION**  
 STA. 0+75.46 TO STA. 62+06.60



**LOONEY ROAD FULL DEPTH SECTION (LEFT SIDE SHOWN)**  
 STA. 21+99.00, LT. TO STA. 23+30.00, LT.  
 STA. 48+92.00, RT. TO STA. 50+11.00, RT.

TYPICAL SECTION

DESIGN AGENCY



DESIGNER  
**JMD**

REVIEWER  
**MAG 09/29/23**

PROJECT ID  
**116941**

SHEET TOTAL  
 3 | 12