





-  - Slab Replacement
-  - Bonded Patch
-  - 6ft repair





Repair: Slab Replacement

PC Sta. 21+71.22

Photo: 6989  
Repair: Bonded Patch

Photo: 6988  
Repair: Bonded Patch

Photo: 6982  
Repair: 6 ft Repa

1071

1072

1073

POT Sta. 20+01.43

1075

1076

Photo: 6987  
Repair: Bonded Patch

POT Sta. 20+14.77

PRC Sta. 1075+64.81

Photo: 6999, 7000  
Repair: 6ft Repair

PC Sta. 1071+50.19

Photo: 7002  
Repair: Slab Replacement

Photo: 7001  
Repair: Slab Replacement


PT Sta. 18+05.05

LONGITUDINAL JOINTS  
BASED ON DIRECTION OF TRAFFIC FLOW

TRANSVERSE JOINTS  
BASED ON DIRECTION OF TRAFFIC FLOW

1-2-1





CONCRETE CURB WITH SHARED JOINTS

APPROXIMATE JOINT LINE  
JOINT SPACING 20 FEET  
IN BOTH DIRECTIONS