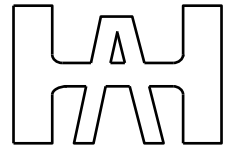


HAMMONTREE & ASSOCIATES, LIMITED

5233 STONEHAM ROAD, NORTH CANTON, OHIO 44720

(330) 499-8817 FAX (330) 499-0149

TOLL FREE 1-800-394-8817

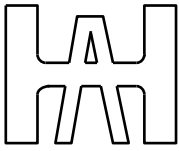


E-MAIL postmaster@hammontree-engineers.com

Project STA-SIPPO VALLEY TRAIL BRIDGE 11 Calculated By RMC Date 09/12/24
 Description ESTIMATED STRUCTURE QUANTITIES Checked By MCC Date 09/26/24
 Sheet 1 of 21

P:\CADD\Bentley\OHDOT\Worksets\118689\400-Engineering\Structures\SFN_0000000\EngData\BRIDGE

ITEM & EXTENSION	UNIT	DESCRIPTION	TOTAL	SHEET
202E11000	LS	STRUCTURE REMOVED	LS	3
203E20001	CY	EMBANKMENT, AS PER PLAN	72	4
503E11100	LS	COFFERDAMS AND EXCAVATION BRACING	LS	5
503E21300	LS	UNCLASSIFIED EXCAVATION	LS	6
505E11100	LS	PILE DRIVING EQUIPMENT MOBILIZATION	LS	7
507E00500	FT	12" CAST-IN-PLACE REINFORCED CONCRETE PILES, DRIVEN	450	8
507E00550	FT	12" CAST-IN-PLACE REINFORCED CONCRETE PILES, FURNISHED	500	9
507E92200	FT	PREBORED HOLES	50	10
509E10000	LB	EPOXY COATED REINFORCING STEEL	3756	11
511E46210	CY	CLASS QC1 CONCRETE	33	12
511E46610	CY	CLASS QC1 CONCRETE, HEADWALL	4	13
512E10000	SY	SEALING OF CONCRETE SURFACES	40	14
512E33000	SY	TYPE 2 WATERPROOFING	64	15
516E13600	SF	1" PREFORMED EXPANSION JOINT FILLER	45	16
517E76300	FT	RAILING, MISC.: TIMBER RAILING ON STEEL POSTS	64	17
518E21200	CY	POROUS BACKFILL WITH GEOTEXTILE FABRIC	12	18
523E20000	EACH	DYNAMIC LOAD TESTING	1	19
601E32204	CY	ROCK CHANNEL PROTECTION, TYPE C WITH GEOTEXTILE FABRIC	16	20
611E70000	FT	CONDUIT, TYPE A, PRECAST REINFORCED CONCRETE THREE SIDED FLAT TOPPED	16	21

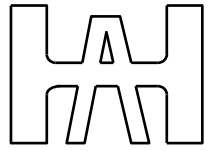


HAMMONTREE & ASSOCIATES, LIMITED

5233 STONEHAM ROAD, NORTH CANTON, OHIO 44720

(330) 499-8817 FAX (330) 499-0149

TOLL FREE 1-800-394-8817



E-MAIL postmaster@hammontree-engineers.com

Project	STA-SIPPO VALLEY TRAIL BRIDGE 11	Calculated By	RMC	Date	09/12/24
Description	ESTIMATED STRUCTURE QUANTITIES	Checked By	MCC	Date	09/26/24
		Sheet	2	of	21

P:\CADD\Bentley\OHDOT\Worksets\118689\400-Engineering\Structures\SFN_0000000\EngData\BRIDGE

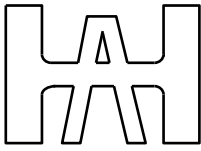
EXISTING DECK LENGTH = 13.83 FT
 EXISTING DECK WIDTH = 9.83 FT

PROPOSED BRIDGE DIMENSIONS

BRIDGE DECK WIDTH =	<u>13.5</u>	FT	MIDSPAN DECK THICK. =	<u>12</u>	IN
BRIDGE DECK LENGTH =	<u>16</u>	FT	DECK THICK. AT ENDS =	<u>12</u>	IN
AVERAGE BRIDGE BEAM THICKNESS =	<u>1</u>	IN	AVE. DECK THICK. =	12	IN
ABUTMENT WIDTH =	<u>1</u>	FT	NUMBER OF ABUT. =	<u>2</u>	
ABUTMENT LENGTH =	<u>16</u>	FT	(SEAT + FOOTING)		
MAX. ABUTMENT HEIGHT =	<u>7</u>	FT			
FOOTING THICKNESS =	<u>3</u>	FT	VW THICKNESS =	<u>1</u>	FT
MAX. WW HEIGHT =	7	FT			
MIN. WW HEIGHT =	7	FT			
WW LENGTH =	<u>VARIABLES</u>	FT			

REAR BRIDGE LIMIT STATION = 141
 FORWARD BRIDGE LIMIT STATION = 157

BRIDGE LIMIT LENGTH = 16.00 FEET

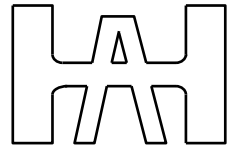


HAMMONTREE & ASSOCIATES, LIMITED

5233 STONEHAM ROAD, NORTH CANTON, OHIO 44720

(330) 499-8817 FAX (330) 499-0149

TOLL FREE 1-800-394-8817



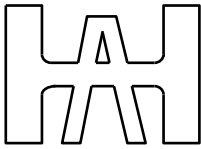
E-MAIL postmaster@hammontree-engineers.com

Project STA-SIPPO VALLEY TRAIL BRIDGE 11 Calculated By RMC Date 09/12/24
Description ESTIMATED STRUCTURE QUANTITIES Checked By MCC Date 09/26/24
Sheet 3 of 21

P:\CADD\Bentley\OHDOT\Worksets\118689\400-Engineering\Structures\SFN_0000000\EngData\BRIDG

ITEM	EXTENSION	UNIT	DESCRIPTION
202	11000	LS	STRUCTURE REMOVED

LS

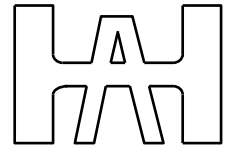


HAMMONTREE & ASSOCIATES, LIMITED

5233 STONEHAM ROAD, NORTH CANTON, OHIO 44720

(330) 499-8817 FAX (330) 499-0149

TOLL FREE 1-800-394-8817



E-MAIL postmaster@hammontree-engineers.com

Project STA-SIPPO VALLEY TRAIL BRIDGE 11 Calculated By RMC Date 09/12/24
 Description ESTIMATED STRUCTURE QUANTITIES Checked By MCC Date 09/26/24
 Sheet 4 of 21

P:\CADD\Bentley\OHDOT\Worksets\118689\400-Engineering\Structures\SFN_0000000\EngData\BRIDGE

ITEM	EXTENSION	UNIT	DESCRIPTION
------	-----------	------	-------------

203	20001	CY	EMBANKMENT, AS PER PLAN
-----	-------	----	-------------------------

GROUND ELEV = 954.00
 ABUTMENT LEGNTHS = 16 FT
 REAR BOTTOM OF FOOTING ELEV = 942.00
 FWD BOTTOM OF FOOTING ELEVATION = 942.00
 OVER EXCAVATION DEPTH FOR FOOTER = 2.0 FT
 BOTTOM OF REAR APPROACH SLAB AT ABUTMENT 0.00
 BOTTOM OF FWD APPROACH SLAB AT ABUTMENT 0.00

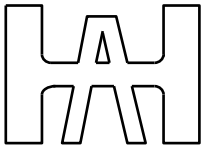
ASSUMING A 2:1 SLOPE FOR EXCAVATION

REAR MATERIAL = 36.0 CY

FRW MATERIAL = 36.0 CY

TOTAL = 72.0 CY

72 CY

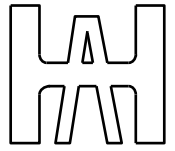


HAMMONTREE & ASSOCIATES, LIMITED

5233 STONEHAM ROAD, NORTH CANTON, OHIO 44720

(330) 499-8817 FAX (330) 499-0149

TOLL FREE 1-800-394-8817



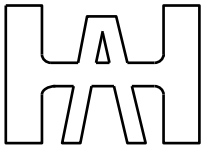
E-MAIL postmaster@hammontree-engineers.com

Project STA-SIPPO VALLEY TRAIL BRIDGE 11 Calculated By RMC Date 09/12/24
Description ESTIMATED STRUCTURE QUANTITIES Checked By MCC Date 09/26/24
Sheet 5 of 21

P:\CADD\Bentley\OHDOT\Worksets\118689\400-Engineering\Structures\SFN_0000000\EngData\BRIDG

ITEM	EXTENSION	UNIT	DESCRIPTION
503	11100	LS	COFFERDAMS AND EXCAVATION BRACING

LS

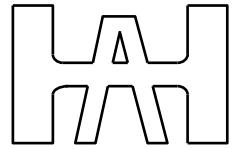


HAMMONTREE & ASSOCIATES, LIMITED

5233 STONEHAM ROAD, NORTH CANTON, OHIO 44720

(330) 499-8817 FAX (330) 499-0149

TOLL FREE 1-800-394-8817



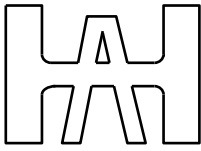
E-MAIL postmaster@hammontree-engineers.com

Project STA-SIPPO VALLEY TRAIL BRIDGE 11 Calculated By RMC Date 09/12/24
Description ESTIMATED STRUCTURE QUANTITIES Checked By MCC Date 09/26/24
Sheet 6 of 21

P:\CADD\Bentley\OHDOT\Worksets\118689\400-Engineering\Structures\SFN_0000000\EngData\BRIDG

ITEM	EXTENSION	UNIT	DESCRIPTION
503	21300	LS	UNCLASSIFIED EXCAVATION

LS

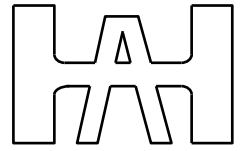


HAMMONTREE & ASSOCIATES, LIMITED

5233 STONEHAM ROAD, NORTH CANTON, OHIO 44720

(330) 499-8817 FAX (330) 499-0149

TOLL FREE 1-800-394-8817



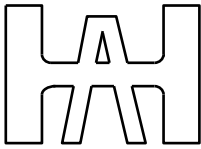
E-MAIL postmaster@hammontree-engineers.com

Project STA-SIPPO VALLEY TRAIL BRIDGE 11 Calculated By RMC Date 09/12/24
 Description ESTIMATED STRUCTURE QUANTITIES Checked By MCC Date 09/26/24
 Sheet 7 of 21

P:\CADD\Bentley\OHDOT\Worksets\118689\400-Engineering\Structures\SFN_0000000\EngData\BRIDG

ITEM	EXTENSION	UNIT	DESCRIPTION
505	11100	LS	PILE DRIVING EQUIPMENT MOBILIZATION

LS

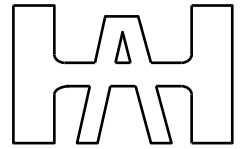


HAMMONTREE & ASSOCIATES, LIMITED

5233 STONEHAM ROAD, NORTH CANTON, OHIO 44720

(330) 499-8817 FAX (330) 499-0149

TOLL FREE 1-800-394-8817



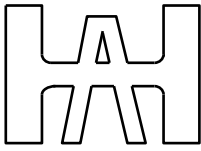
E-MAIL postmaster@hammontree-engineers.com

Project STA-SIPPO VALLEY TRAIL BRIDGE 11 Calculated By RMC Date 09/12/24
 Description ESTIMATED STRUCTURE QUANTITIES Checked By MCC Date 09/26/24
 Sheet 8 of 21

P:\CADD\Bentley\OHDOT\Worksets\118689\400-Engineering\Structures\SFN_0000000\EngData\BRIDG

ITEM	EXTENSION	UNIT	DESCRIPTION
507	00500	FT	12" CAST-IN-PLACE REINFORCED CONCRETE PILES, DRIVEN

Piles	Length	Total
5	<u>45</u>	225
5	<u>45</u>	225

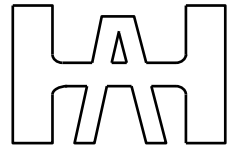


HAMMONTREE & ASSOCIATES, LIMITED

5233 STONEHAM ROAD, NORTH CANTON, OHIO 44720

(330) 499-8817 FAX (330) 499-0149

TOLL FREE 1-800-394-8817



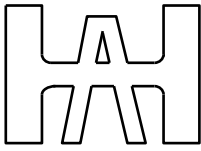
E-MAIL postmaster@hammontree-engineers.com

Project STA-SIPPO VALLEY TRAIL BRIDGE 11 Calculated By RMC Date 09/12/24
 Description ESTIMATED STRUCTURE QUANTITIES Checked By MCC Date 09/26/24
 Sheet 9 of 21

P:\CADD\Bentley\OHDOT\Worksets\118689\400-Engineering\Structures\SFN_0000000\EngData\BRIDG

ITEM	EXTENSION	UNIT	DESCRIPTION
507	00550	FT	12" CAST-IN-PLACE REINFORCED CONCRETE PILES, FURNISHED

Piles	Length	Total
5	50	250
5	50	250

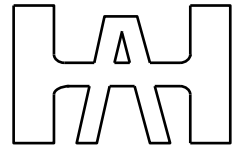


HAMMONTREE & ASSOCIATES, LIMITED

5233 STONEHAM ROAD, NORTH CANTON, OHIO 44720

(330) 499-8817 FAX (330) 499-0149

TOLL FREE 1-800-394-8817



E-MAIL postmaster@hammontree-engineers.com

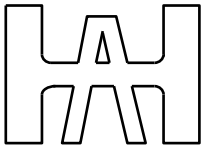
Project STA-SIPPO VALLEY TRAIL BRIDGE 11 Calculated By RMC Date 09/12/24
 Description ESTIMATED STRUCTURE QUANTITIES Checked By MCC Date 09/26/24
 Sheet 10 of 21

P:\CADD\Bentley\OHDOT\Worksets\118689\400-Engineering\Structures\SFN_0000000\EngData\BRIDG

ITEM	EXTENSION	UNIT	DESCRIPTION
------	-----------	------	-------------

507	92200	FT	PREBORED HOLES
-----	-------	----	----------------

Piles	Length	Total
5	<u>5</u>	25
5	<u>5</u>	25

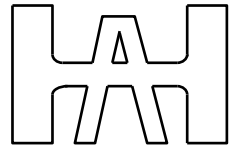


HAMMONTREE & ASSOCIATES, LIMITED

5233 STONEHAM ROAD, NORTH CANTON, OHIO 44720

(330) 499-8817 FAX (330) 499-0149

TOLL FREE 1-800-394-8817



E-MAIL postmaster@hammontree-engineers.com

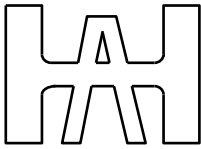
Project STA-SIPPO VALLEY TRAIL BRIDGE 11 Calculated By RMC Date 09/12/24
Description ESTIMATED STRUCTURE QUANTITIES Checked By MCC Date 12/18/24
Sheet 11 of 21

P:\CADD\Bentley\OHDOT\Worksets\118689\400-Engineering\Structures\SFN_0000000\EngData\BRIDG

ITEM	EXTENSION	UNIT	DESCRIPTION
509	10000	LB	EPOXY COATED REINFORCING STEEL

FROM REBAR LIST 3670 LB

3,670 LB

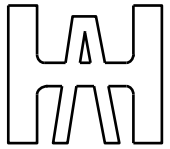


HAMMONTREE & ASSOCIATES, LIMITED

5233 STONEHAM ROAD, NORTH CANTON, OHIO 44720

(330) 499-8817 FAX (330) 499-0149

TOLL FREE 1-800-394-8817



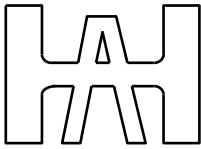
E-MAIL postmaster@hammontree-engineers.com

Project STA-SIPPO VALLEY TRAIL BRIDGE 11 Calculated By RMC Date 09/12/24
 Description ESTIMATED STRUCTURE QUANTITIES Checked By MCC Date 09/26/24
 Sheet 12 of 21

P:\CADD\Bentley\OHDOT\Worksets\118689\400-Engineering\Structures\SFN_0000000\EngData\BRIDG

ITEM	EXTENSION	UNIT	DESCRIPTION						
511	46210	CY	CLASS QC1 CONCRETE, RETAINING/WINGWALL INCLUDING FOOTING						
			BOW EL	TOW EL	T WALL	T FT	W FTG	LEN	VOL (CY)
			LR	945	954	1.25	3	3	6 4.5
			RR	945	954	1.25	3	3	6 4.5
			LF	945	954	1.25	3	3	8 6
			RF	945	954	1.25	3	3	8 6
			R CULV				3	3	17 5.67
			F CULV				3	3	17 5.67
									32.33

33 CY

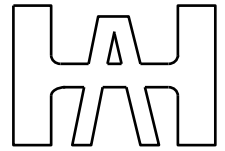


HAMMONTREE & ASSOCIATES, LIMITED

5233 STONEHAM ROAD, NORTH CANTON, OHIO 44720

(330) 499-8817 FAX (330) 499-0149

TOLL FREE 1-800-394-8817



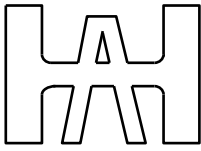
E-MAIL postmaster@hammontree-engineers.com

Project STA-SIPPO VALLEY TRAIL BRIDGE 11 Calculated By RMC Date 09/12/24
 Description ESTIMATED STRUCTURE QUANTITIES Checked By MCC Date 09/26/24
 Sheet 13 of 21

P:\CADD\Bentley\OHDOT\Worksets\118689\400-Engineering\Structures\SFN_0000000\EngData\BRIDG

ITEM	EXTENSION	UNIT	DESCRIPTION
511	46610	CY	CLASS QC1 CONCRETE, HEADWALL
		FWD LEN	16 FT
		REAR LEN	16 FT
		DEPTH	1.25 FT
		HEIGHT	<u>2.1667</u> FT
		TOTAL =	3.2099 CY

4 CY

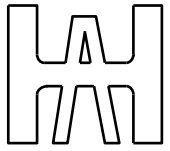


HAMMONTREE & ASSOCIATES, LIMITED

5233 STONEHAM ROAD, NORTH CANTON, OHIO 44720

(330) 499-8817 FAX (330) 499-0149

TOLL FREE 1-800-394-8817



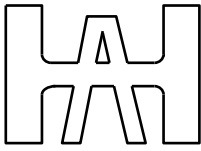
E-MAIL postmaster@hammontree-engineers.com

Project STA-SIPPO VALLEY TRAIL BRIDGE 11 Calculated By RMC Date 09/12/24
 Description ESTIMATED STRUCTURE QUANTITIES Checked By MCC Date 09/26/24
 Sheet 14 of 21

P:\CADD\Bentley\OHDOT\Worksets\118689\400-Engineering\Structures\SFN_0000000\EngData\BRIDG

ITEM	EXTENSION	UNIT	DESCRIPTION						
512	10000	SY	SEALING OF CONCRETE SURFACES						
			BOW EL	TOW EL	T WALL	T FT	W FTG	LEN	VOL (SY)
			LR	947.00	954.00	1.25		6.00	5.50
			RR	947.00	954.00	1.25		6.00	5.50
			LF	946.00	954.00	1.25		8.00	8.22
			RF	946.00	954.00	1.25		8.00	8.22
			HW L	951.84	954.00	1.25		16.00	6.06
			HW R	951.84	954.00	1.25		16.00	6.06
									39.57

40 SY

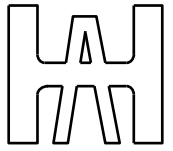


HAMMONTREE & ASSOCIATES, LIMITED

5233 STONEHAM ROAD, NORTH CANTON, OHIO 44720

(330) 499-8817 FAX (330) 499-0149

TOLL FREE 1-800-394-8817



E-MAIL postmaster@hammontree-engineers.com

Project	STA-SIPPO VALLEY TRAIL BRIDGE 11	Calculated By	<u>RMC</u>	Date	<u>09/12/24</u>
Description	ESTIMATED STRUCTURE QUANTITIES	Checked By	<u>MCC</u>	Date	<u>09/26/24</u>
		Sheet	<u>15</u>	of	<u>21</u>

P:\CADD\Bentley\OHDOT\Worksets\118689\400-Engineering\Structures\SFN_0000000\EngData\BRIDG

ITEM	EXTENSION	UNIT	DESCRIPTION
------	-----------	------	-------------

512	33000	SY	TYPE 2 WATERPROOFING
-----	-------	----	----------------------

Along Culvert

Culvert Height	6	ft
Culvert Width	14	ft
Wall Thickness	1	ft
Top Thicknes	1	ft
Bottom Thickness	0	ft
Width	13.5	under road
	2.5	outside road
Segments	4	
Segment Length	4	ft

Top Area =	216	SF
Side Area =	224	SF

Behind Headwall		
Length Each Direction	1	ft
Culvert Length	16	ft

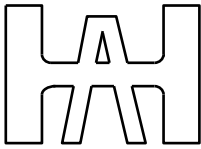
Area = 64 SF

Behind Wingwall Interface		
Wingwall Height	9	ft
Length Each Direction	1	ft
Walls	4	

Area = 72 SF

Total		SF
=	576	
	64	SY

64 SY

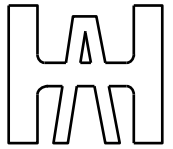


HAMMONTREE & ASSOCIATES, LIMITED

5233 STONEHAM ROAD, NORTH CANTON, OHIO 44720

(330) 499-8817 FAX (330) 499-0149

TOLL FREE 1-800-394-8817



E-MAIL postmaster@hammontree-engineers.com

Project	<u>STA-SIPPO VALLEY TRAIL BRIDGE 11</u>	Calculated By	<u>RMC</u>	Date	<u>09/12/24</u>
Description	<u>ESTIMATED STRUCTURE QUANTITIES</u>	Checked By	<u>KJO</u>	Date	<u>11/21/24</u>
		Sheet	<u>17</u>	of	<u>21</u>

P:\CADD\Bentley\OHDOT\Worksets\118689\400-Engineering\Structures\SFN_0000000\EngData\BRIDG

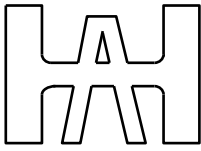
ITEM	EXTENSION	UNIT	DESCRIPTION
------	-----------	------	-------------

516	13600	SF	1" PREFORMED EXPANSION JOINT FILLER
-----	-------	----	-------------------------------------

Wing Wall Height 9 ft
 Wall Thickness 1.25 ft
 Number of Walls 4

Total SF
 = 45

45 SF

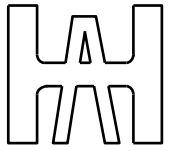


HAMMONTREE & ASSOCIATES, LIMITED

5233 STONEHAM ROAD, NORTH CANTON, OHIO 44720

(330) 499-8817 FAX (330) 499-0149

TOLL FREE 1-800-394-8817

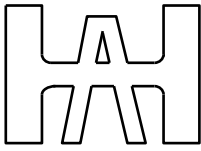


E-MAIL postmaster@hammontree-engineers.com

Project STA-SIPPO VALLEY TRAIL BRIDGE 11 Calculated By RMC Date 09/12/24
 Description ESTIMATED STRUCTURE QUANTITIES Checked By MCC Date 11/21/24
 Sheet 18 of 21

P:\CADD\Bentley\OHDOT\Worksets\118689\400-Engineering\Structures\SFN_0000000\EngData\BRIDG

ITEM	EXTENSION	UNIT	DESCRIPTION
517	76300	FT	RAILING, MISC.: TIMBER RAILING ON STEEL POSTS
			CULV LEFT 17.15
			CULV RIGHT 17.15
			LR 6.49
			RR 6.49
			LF 8.49
			RF 8.49
			64.25
			<u>64.25</u> FT

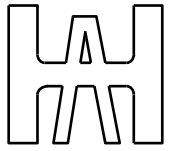


HAMMONTREE & ASSOCIATES, LIMITED

5233 STONEHAM ROAD, NORTH CANTON, OHIO 44720

(330) 499-8817 FAX (330) 499-0149

TOLL FREE 1-800-394-8817



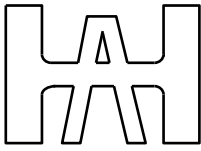
E-MAIL postmaster@hammontree-engineers.com

Project STA-SIPPO VALLEY TRAIL BRIDGE 11 Calculated By RMC Date 09/12/24
 Description ESTIMATED STRUCTURE QUANTITIES Checked By MCC Date 09/26/24
 Sheet 19 of 21

P:\CADD\Bentley\OHDOT\Worksets\118689\400-Engineering\Structures\SFN_0000000\EngData\BRIDG

ITEM	EXTENSION	UNIT	DESCRIPTION			
518	21200	CY	POROUS BACKFILL WITH GEOTEXTILE FABRIC			
		BOW EL	TOW EL	T POR	LEN	VOL (CY)
	LR	945	954	2	6	4
	RR	945	954	2	4	2.67
	LF	945	954	2	4	2.67
	RF	945	954	2	4	2.67
	R CULV				16	0
	F CULV				16	0
						12

12 CY

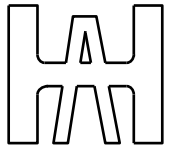


HAMMONTREE & ASSOCIATES, LIMITED

5233 STONEHAM ROAD, NORTH CANTON, OHIO 44720

(330) 499-8817 FAX (330) 499-0149

TOLL FREE 1-800-394-8817



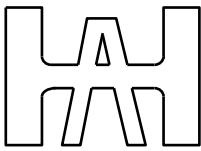
E-MAIL postmaster@hammontree-engineers.com

Project STA-SIPPO VALLEY TRAIL BRIDGE 11 Calculated By RMC Date 09/12/24
Description ESTIMATED STRUCTURE QUANTITIES Checked By MCC Date 09/26/24
Sheet 20 of 21

P:\CADD\Bentley\OHDOT\Worksets\118689\400-Engineering\Structures\SFN_0000000\EngData\BRIDG

ITEM	EXTENSION	UNIT	DESCRIPTION
523	20000	EACH	DYNAMIC LOAD TESTING

1 EACH

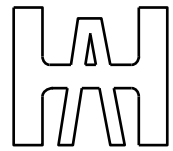


HAMMONTREE & ASSOCIATES, LIMITED

5233 STONEHAM ROAD, NORTH CANTON, OHIO 44720

(330) 499-8817 FAX (330) 499-0149

TOLL FREE 1-800-394-8817



E-MAIL postmaster@hammontree-engineers.com

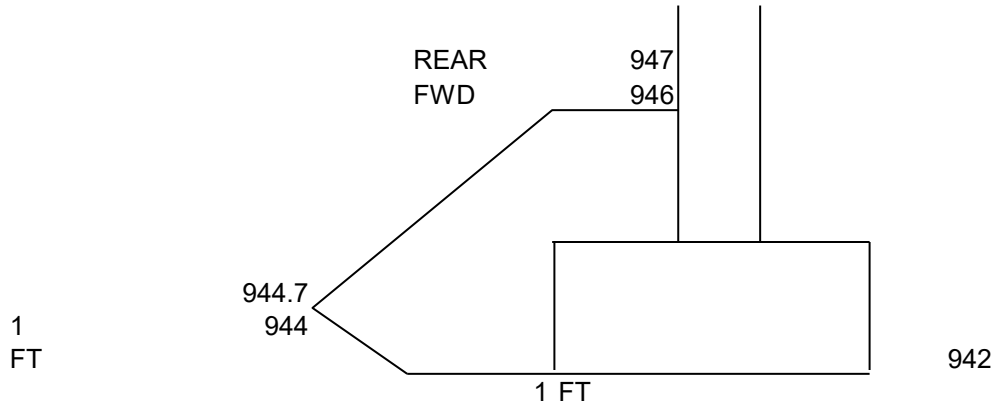
Project STA-SIPPO VALLEY TRAIL BRIDGE 11 Calculated By RMC Date 09/12/24
 Description ESTIMATED STRUCTURE QUANTITIES Checked By MCC Date 11/19/24
 Sheet 21 of 21

P:\CADD\Bentley\OHDOT\Worksets\118689\400-Engineering\Structures\SFN_0000000\EngData\BRIDG

ITEM	EXTENSION	UNIT	DESCRIPTION
------	-----------	------	-------------

601	32210	CY	ROCK CHANNEL PROTECTION, TYPE C WITH AGGREGATE FILTER
-----	-------	----	---

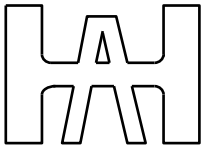
AREA OF RCP SECTION



	AREA	LENGTH	VOLUME
REAR	17.07	16	10.1 CY
FWD	8.9	16	5.27 CY
			15.4 CY

Area measured in CADD

16 CY

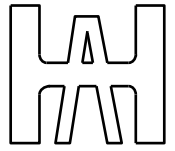


HAMMONTREE & ASSOCIATES, LIMITED

5233 STONEHAM ROAD, NORTH CANTON, OHIO 44720

(330) 499-8817 FAX (330) 499-0149

TOLL FREE 1-800-394-8817



E-MAIL postmaster@hammontree-engineers.com

Project STA-SIPPO VALLEY TRAIL BRIDGE 11 Calculated By RMC Date 09/12/24
Description ESTIMATED STRUCTURE QUANTITIES Checked By MCC Date 03/14/24
Sheet 22 of 21

P:\CADD\Bentley\OHDOT\Worksets\118689\400-Engineering\Structures\SFN_0000000\EngData\BRIDG

ITEM	EXTENSION	UNIT	DESCRIPTION
611	70000	FT	CONDUIT, TYPE A, PRECAST REINFORCED CONCRETE THREE SIDED FLAT TOPPED CULVERT

16 FT