



Ohio Department of Transportation - Safety  
 1980 West Broad Street  
 Mail Stop 5160  
 Columbus, Ohio, United States 43223  
 +16147528099 Hailey.Robey@dot.ohio.gov  
 Office of Traffic Engineering

Count Name: ALL-501-2.81  
 Site Code:  
 Start Date: 07/10/2024  
 Page No: 1

### Turning Movement Data

Start Time	Southbound Approach					Westbound Approach					Northbound Approach					Eastbound Approach					Int. Total
	Southbound					Westbound					Northbound					Eastbound					
	Right	Thru	Left	U-Turn	App. Total	Right	Thru	Left	U-Turn	App. Total	Right	Thru	Left	U-Turn	App. Total	Right	Thru	Left	U-Turn	App. Total	
6:00 AM	1	13	3	0	17	1	2	2	0	5	3	7	1	0	11	0	12	1	0	13	46
6:15 AM	0	17	7	0	24	0	3	4	0	7	11	8	0	0	19	5	19	2	0	26	76
6:30 AM	0	20	4	0	24	0	1	1	0	2	22	19	1	0	42	5	27	0	0	32	100
6:45 AM	0	17	4	0	21	0	6	1	0	7	9	22	1	0	32	2	17	3	0	22	82
Hourly Total	1	67	18	0	86	1	12	8	0	21	45	56	3	0	104	12	75	6	0	93	304
7:00 AM	0	22	2	0	24	1	3	6	0	10	6	20	1	0	27	1	13	3	0	17	78
7:15 AM	1	24	10	0	35	2	5	4	0	11	7	33	0	0	40	4	8	3	0	15	101
7:30 AM	1	33	8	0	42	0	7	4	0	11	11	38	2	0	51	3	14	1	0	18	122
7:45 AM	0	33	8	0	41	1	7	5	0	13	6	42	3	0	51	9	15	4	0	28	133
Hourly Total	2	112	28	0	142	4	22	19	0	45	30	133	6	0	169	17	50	11	0	78	434
8:00 AM	0	22	4	0	26	0	8	2	0	10	7	26	2	0	35	1	11	1	0	13	84
8:15 AM	1	18	8	0	27	1	4	4	0	9	9	29	1	0	39	1	18	2	0	21	96
8:30 AM	1	35	4	0	40	2	2	3	0	7	8	23	0	0	31	2	10	1	0	13	91
8:45 AM	2	20	5	0	27	6	5	4	0	15	6	38	4	0	48	6	5	2	0	13	103
Hourly Total	4	95	21	0	120	9	19	13	0	41	30	116	7	0	153	10	44	6	0	60	374
9:00 AM	1	28	6	0	35	3	6	2	0	11	8	31	5	0	44	5	13	2	0	20	110
9:15 AM	2	21	4	0	27	0	6	4	0	10	8	24	0	0	32	0	10	4	0	14	83
9:30 AM	1	24	3	0	28	5	12	7	0	24	6	24	3	0	33	3	12	1	0	16	101
9:45 AM	2	33	2	0	37	1	10	4	0	15	6	31	2	0	39	1	6	0	0	7	98
Hourly Total	6	106	15	0	127	9	34	17	0	60	28	110	10	0	148	9	41	7	0	57	392
10:00 AM	1	23	4	0	28	1	10	2	0	13	7	34	3	0	44	3	10	0	0	13	98
10:15 AM	4	28	4	0	36	1	6	2	0	9	3	35	4	0	42	3	7	5	0	15	102
10:30 AM	1	23	3	0	27	4	6	8	0	18	5	24	2	0	31	3	10	3	0	16	92
10:45 AM	1	29	1	0	31	1	8	5	0	14	6	31	1	0	38	6	9	0	0	15	98
Hourly Total	7	103	12	0	122	7	30	17	0	54	21	124	10	0	155	15	36	8	0	59	390
11:00 AM	0	23	1	0	24	3	11	3	0	17	5	31	2	0	38	2	10	5	0	17	96
11:15 AM	2	27	1	0	30	2	8	3	0	13	4	42	2	0	48	0	6	2	0	8	99
11:30 AM	3	25	6	0	34	2	8	5	0	15	6	24	4	0	34	3	4	2	0	9	92
11:45 AM	2	24	2	0	28	5	13	2	0	20	5	37	3	0	45	1	7	2	0	10	103
Hourly Total	7	99	10	0	116	12	40	13	0	65	20	134	11	0	165	6	27	11	0	44	390
12:00 PM	3	25	3	0	31	4	7	5	0	16	5	25	3	0	33	2	5	0	0	7	87
12:15 PM	1	33	5	0	39	6	9	3	0	18	7	29	2	0	38	4	6	0	0	10	105
12:30 PM	4	24	4	0	32	6	10	2	0	18	8	34	2	0	44	3	13	1	0	17	111
12:45 PM	3	32	4	0	39	1	2	7	0	10	3	26	0	0	29	0	9	3	0	12	90
Hourly Total	11	114	16	0	141	17	28	17	0	62	23	114	7	0	144	9	33	4	0	46	393

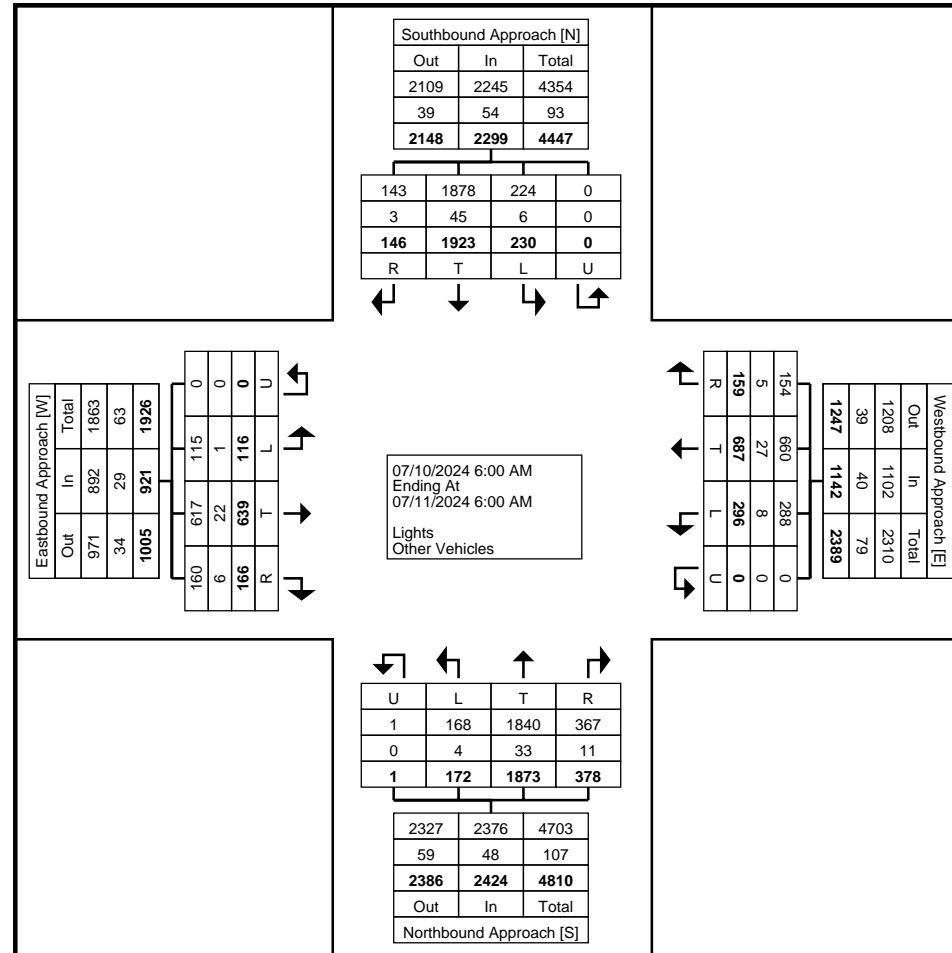
1:00 PM	4	20	1	0	25	1	14	2	0	17	3	28	3	0	34	6	11	1	0	18	94
1:15 PM	7	22	5	0	34	1	12	5	0	18	3	28	3	0	34	2	3	5	0	10	96
1:30 PM	3	28	0	0	31	2	11	4	0	17	5	20	1	0	26	1	7	0	0	8	82
1:45 PM	3	32	3	0	38	2	8	3	0	13	8	27	2	0	37	4	8	2	0	14	102
Hourly Total	17	102	9	0	128	6	45	14	0	65	19	103	9	0	131	13	29	8	0	50	374
2:00 PM	4	31	2	0	37	3	14	4	0	21	6	28	1	0	35	4	6	1	0	11	104
2:15 PM	2	29	2	0	33	2	9	0	0	11	4	37	6	0	47	1	8	2	0	11	102
2:30 PM	3	37	2	0	42	5	7	7	0	19	7	35	1	0	43	2	12	2	0	16	120
2:45 PM	3	42	6	0	51	4	12	8	0	24	6	27	0	0	33	2	18	2	0	22	130
Hourly Total	12	139	12	0	163	14	42	19	0	75	23	127	8	0	158	9	44	7	0	60	456
3:00 PM	2	32	2	0	36	3	19	9	0	31	4	34	2	0	40	0	7	1	0	8	115
3:15 PM	1	29	3	0	33	4	16	4	0	24	1	54	3	0	58	2	9	0	0	11	126
3:30 PM	5	41	6	0	52	4	22	5	0	31	7	45	4	0	56	2	9	3	0	14	153
3:45 PM	2	39	3	0	44	7	29	10	0	46	2	35	4	0	41	2	6	0	0	8	139
Hourly Total	10	141	14	0	165	18	86	28	0	132	14	168	13	0	195	6	31	4	0	41	533
4:00 PM	3	56	4	0	63	2	19	9	0	30	4	39	2	0	45	2	5	1	0	8	146
4:15 PM	3	45	1	0	49	4	13	7	0	24	4	43	1	0	48	1	8	0	0	9	130
4:30 PM	6	57	3	0	66	2	23	7	0	32	7	40	4	0	51	6	6	3	0	15	164
4:45 PM	2	46	5	0	53	6	29	12	0	47	9	41	5	0	55	4	10	2	0	16	171
Hourly Total	14	204	13	0	231	14	84	35	0	133	24	163	12	0	199	13	29	6	0	48	611
5:00 PM	2	52	5	0	59	2	20	11	0	33	7	38	7	0	52	4	8	0	0	12	156
5:15 PM	5	63	2	0	70	3	14	5	0	22	6	41	11	0	58	0	6	1	0	7	157
5:30 PM	1	51	2	0	54	1	19	11	0	31	6	36	3	0	45	4	11	2	0	17	147
5:45 PM	5	40	1	0	46	4	9	5	0	18	7	37	7	0	51	0	10	1	0	11	126
Hourly Total	13	206	10	0	229	10	62	32	0	104	26	152	28	0	206	8	35	4	0	47	586
6:00 PM	3	35	1	0	39	1	15	9	0	25	2	35	6	0	43	2	11	3	0	16	123
6:15 PM	3	22	6	0	31	1	9	1	0	11	11	29	6	0	46	4	8	4	0	16	104
6:30 PM	3	25	2	0	30	5	11	3	0	19	7	23	1	0	31	4	8	3	0	15	95
6:45 PM	4	25	1	0	30	0	6	4	0	10	6	19	2	0	27	1	6	3	0	10	77
Hourly Total	13	107	10	0	130	7	41	17	0	65	26	106	15	0	147	11	33	13	0	57	399
7:00 PM	4	16	3	0	23	5	9	1	0	15	2	17	1	0	20	0	4	2	0	6	64
7:15 PM	0	21	3	0	24	4	7	2	0	13	0	13	2	0	15	3	1	1	0	5	57
7:30 PM	2	29	3	0	34	0	9	2	0	11	4	14	4	0	22	1	7	3	0	11	78
7:45 PM	3	18	0	0	21	0	8	3	0	11	1	22	3	0	26	1	7	1	0	9	67
Hourly Total	9	84	9	0	102	9	33	8	0	50	7	66	10	0	83	5	19	7	0	31	266
8:00 PM	1	17	1	0	19	2	13	1	0	16	2	14	1	0	17	2	4	0	0	6	58
8:15 PM	4	15	1	0	20	4	6	3	0	13	2	20	2	1	25	1	6	2	0	9	67
8:30 PM	2	21	4	0	27	3	7	3	0	13	2	10	3	0	15	1	7	1	0	9	64
8:45 PM	5	11	0	0	16	4	7	0	0	11	2	13	1	0	16	1	9	1	0	11	54
Hourly Total	12	64	6	0	82	13	33	7	0	53	8	57	7	1	73	5	26	4	0	35	243
9:00 PM	0	14	1	0	15	1	7	1	0	9	1	10	4	0	15	1	2	3	0	6	45
9:15 PM	0	18	2	0	20	2	6	6	0	14	3	9	3	0	15	0	8	3	0	11	60
9:30 PM	0	10	3	0	13	3	4	4	0	11	2	10	0	0	12	1	8	0	0	9	45
9:45 PM	3	9	2	0	14	1	4	3	0	8	1	12	2	0	15	2	6	0	0	8	45
Hourly Total	3	51	8	0	62	7	21	14	0	42	7	41	9	0	57	4	24	6	0	34	195
10:00 PM	1	11	0	0	12	0	6	1	0	7	1	8	1	0	10	0	1	0	0	1	30
10:15 PM	1	4	0	0	5	0	6	1	0	7	2	6	1	0	9	0	2	0	0	2	23
10:30 PM	0	4	1	0	5	0	3	2	0	5	4	8	0	0	12	1	4	1	0	6	28
10:45 PM	0	4	0	0	4	0	2	2	0	4	0	4	0	0	4	0	1	0	0	1	13
Hourly Total	2	23	1	0	26	0	17	6	0	23	7	26	2	0	35	1	8	1	0	10	94
11:00 PM	1	4	3	0	8	0	4	0	0	4	1	8	0	0	9	0	0	0	0	0	21
11:15 PM	0	4	1	0	5	0	4	1	0	5	1	4	0	0	5	1	2	0	0	3	18

11:30 PM	0	3	0	0	3	0	4	0	0	4	0	5	1	0	6	0	0	0	0	0	13
11:45 PM	0	1	1	0	2	1	1	0	0	2	0	2	0	0	2	0	1	0	0	1	7
Hourly Total	1	12	5	0	18	1	13	1	0	15	2	19	1	0	22	1	3	0	0	4	59
12:00 AM	1	2	0	0	3	0	0	2	0	2	0	2	1	0	3	0	1	0	0	1	9
12:15 AM	0	0	2	0	2	0	1	0	0	1	1	4	0	0	5	0	2	0	0	2	10
12:30 AM	0	1	1	0	2	0	0	1	0	1	1	0	0	0	1	0	0	0	0	0	4
12:45 AM	0	0	0	0	0	0	0	0	0	0	0	1	1	0	2	0	3	0	0	3	5
Hourly Total	1	3	3	0	7	0	1	3	0	4	2	7	2	0	11	0	6	0	0	6	28
1:00 AM	0	1	0	0	1	0	0	0	0	0	0	1	0	0	1	0	1	2	0	3	5
1:15 AM	0	1	0	0	1	0	0	1	0	1	0	0	0	0	0	0	0	0	0	0	2
1:30 AM	0	0	0	0	0	0	2	0	0	2	0	3	0	0	3	0	0	0	0	0	5
1:45 AM	0	1	0	0	1	0	0	1	0	1	0	1	0	0	1	0	1	0	0	1	4
Hourly Total	0	3	0	0	3	0	2	2	0	4	0	5	0	0	5	0	2	2	0	4	16
2:00 AM	0	0	0	0	0	0	0	0	0	0	0	4	0	0	4	0	0	0	0	0	4
2:15 AM	0	1	0	0	1	0	0	0	0	0	1	1	0	0	2	0	0	0	0	0	3
2:30 AM	0	0	0	0	0	0	0	0	0	0	0	1	1	0	2	0	1	0	0	1	3
2:45 AM	0	3	0	0	3	0	2	0	0	2	0	1	0	0	1	0	0	0	0	0	6
Hourly Total	0	4	0	0	4	0	2	0	0	2	1	7	1	0	9	0	1	0	0	1	16
3:00 AM	0	1	0	0	1	0	1	0	0	1	0	1	0	0	1	2	2	0	0	4	7
3:15 AM	0	6	0	0	6	0	1	0	0	1	0	0	0	0	0	0	2	0	0	2	9
3:30 AM	0	2	1	0	3	0	1	0	0	1	0	2	0	0	2	0	1	0	0	1	7
3:45 AM	0	2	0	0	2	0	1	0	0	1	1	0	0	0	1	0	2	0	0	2	6
Hourly Total	0	11	1	0	12	0	4	0	0	4	1	3	0	0	4	2	7	0	0	9	29
4:00 AM	0	4	1	0	5	0	0	0	0	0	0	5	0	0	5	0	0	0	0	0	10
4:15 AM	0	5	0	0	5	0	1	2	0	3	0	2	0	0	2	0	1	0	0	1	11
4:30 AM	1	4	1	0	6	0	1	0	0	1	0	3	0	0	3	1	4	0	0	5	15
4:45 AM	0	8	1	0	9	0	1	1	0	2	2	1	0	0	3	1	5	0	0	6	20
Hourly Total	1	21	3	0	25	0	3	3	0	6	2	11	0	0	13	2	10	0	0	12	56
5:00 AM	0	12	0	0	12	0	4	1	0	5	3	4	1	0	8	0	4	0	0	4	29
5:15 AM	0	13	3	0	16	0	0	1	0	1	1	4	0	0	5	3	6	1	0	10	32
5:30 AM	0	16	2	0	18	0	3	0	0	3	3	9	0	0	12	4	8	0	0	12	45
5:45 AM	0	11	1	0	12	1	6	1	0	8	5	8	0	0	13	1	8	0	0	9	42
Hourly Total	0	52	6	0	58	1	13	3	0	17	12	25	1	0	38	8	26	1	0	35	148
Grand Total	146	1923	230	0	2299	159	687	296	0	1142	378	1873	172	1	2424	166	639	116	0	921	6786
Approach %	6.4	83.6	10.0	0.0	-	13.9	60.2	25.9	0.0	-	15.6	77.3	7.1	0.0	-	18.0	69.4	12.6	0.0	-	-
Total %	2.2	28.3	3.4	0.0	33.9	2.3	10.1	4.4	0.0	16.8	5.6	27.6	2.5	0.0	35.7	2.4	9.4	1.7	0.0	13.6	-
Lights	143	1878	224	0	2245	154	660	288	0	1102	367	1840	168	1	2376	160	617	115	0	892	6615
% Lights	97.9	97.7	97.4	-	97.7	96.9	96.1	97.3	-	96.5	97.1	98.2	97.7	100.0	98.0	96.4	96.6	99.1	-	96.9	97.5
Other Vehicles	3	45	6	0	54	5	27	8	0	40	11	33	4	0	48	6	22	1	0	29	171
% Other Vehicles	2.1	2.3	2.6	-	2.3	3.1	3.9	2.7	-	3.5	2.9	1.8	2.3	0.0	2.0	3.6	3.4	0.9	-	3.1	2.5



Ohio Department of Transportation - Safety  
 1980 West Broad Street  
 Mail Stop 5160  
 Columbus, Ohio, United States 43223  
 +16147528099 Hailey.Robey@dot.ohio.gov  
 Office of Traffic Engineering

Count Name: ALL-501-2.81  
 Site Code:  
 Start Date: 07/10/2024  
 Page No: 4



Turning Movement Data Plot



Ohio Department of Transportation - Safety  
 1980 West Broad Street  
 Mail Stop 5160  
 Columbus, Ohio, United States 43223  
 +16147528099 Hailey.Robey@dot.ohio.gov  
 Office of Traffic Engineering

Count Name: ALL-501-2.81  
 Site Code:  
 Start Date: 07/10/2024  
 Page No: 5

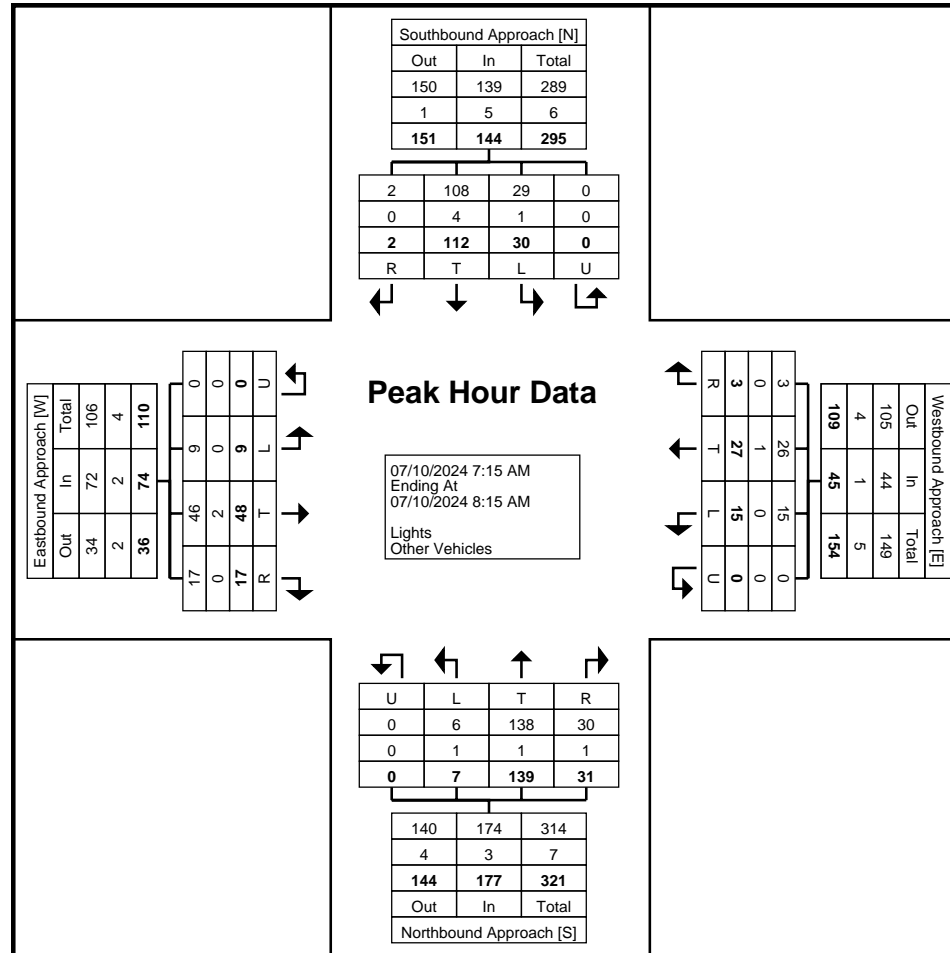
### Turning Movement Peak Hour Data (7:15 AM)

Start Time	Southbound Approach					Westbound Approach					Northbound Approach					Eastbound Approach					Int. Total
	Right	Thru	Left	U-Turn	App. Total	Right	Thru	Left	U-Turn	App. Total	Right	Thru	Left	U-Turn	App. Total	Right	Thru	Left	U-Turn	App. Total	
7:15 AM	1	24	10	0	35	2	5	4	0	11	7	33	0	0	40	4	8	3	0	15	101
7:30 AM	1	33	8	0	42	0	7	4	0	11	11	38	2	0	51	3	14	1	0	18	122
7:45 AM	0	33	8	0	41	1	7	5	0	13	6	42	3	0	51	9	15	4	0	28	133
8:00 AM	0	22	4	0	26	0	8	2	0	10	7	26	2	0	35	1	11	1	0	13	84
Total	2	112	30	0	144	3	27	15	0	45	31	139	7	0	177	17	48	9	0	74	440
Approach %	1.4	77.8	20.8	0.0	-	6.7	60.0	33.3	0.0	-	17.5	78.5	4.0	0.0	-	23.0	64.9	12.2	0.0	-	-
Total %	0.5	25.5	6.8	0.0	32.7	0.7	6.1	3.4	0.0	10.2	7.0	31.6	1.6	0.0	40.2	3.9	10.9	2.0	0.0	16.8	-
PHF	0.500	0.848	0.750	0.000	0.857	0.375	0.844	0.750	0.000	0.865	0.705	0.827	0.583	0.000	0.868	0.472	0.800	0.563	0.000	0.661	0.827
Lights	2	108	29	0	139	3	26	15	0	44	30	138	6	0	174	17	46	9	0	72	429
% Lights	100.0	96.4	96.7	-	96.5	100.0	96.3	100.0	-	97.8	96.8	99.3	85.7	-	98.3	100.0	95.8	100.0	-	97.3	97.5
Other Vehicles	0	4	1	0	5	0	1	0	0	1	1	1	1	0	3	0	2	0	0	2	11
% Other Vehicles	0.0	3.6	3.3	-	3.5	0.0	3.7	0.0	-	2.2	3.2	0.7	14.3	-	1.7	0.0	4.2	0.0	-	2.7	2.5



Ohio Department of Transportation - Safety  
 1980 West Broad Street  
 Mail Stop 5160  
 Columbus, Ohio, United States 43223  
 +16147528099 Hailey.Robey@dot.ohio.gov  
 Office of Traffic Engineering

Count Name: ALL-501-2.81  
 Site Code:  
 Start Date: 07/10/2024  
 Page No: 6



Turning Movement Peak Hour Data Plot (7:15 AM)



Ohio Department of Transportation - Safety  
 1980 West Broad Street  
 Mail Stop 5160  
 Columbus, Ohio, United States 43223  
 +16147528099 Hailey.Robey@dot.ohio.gov  
 Office of Traffic Engineering

Count Name: ALL-501-2.81  
 Site Code:  
 Start Date: 07/10/2024  
 Page No: 7

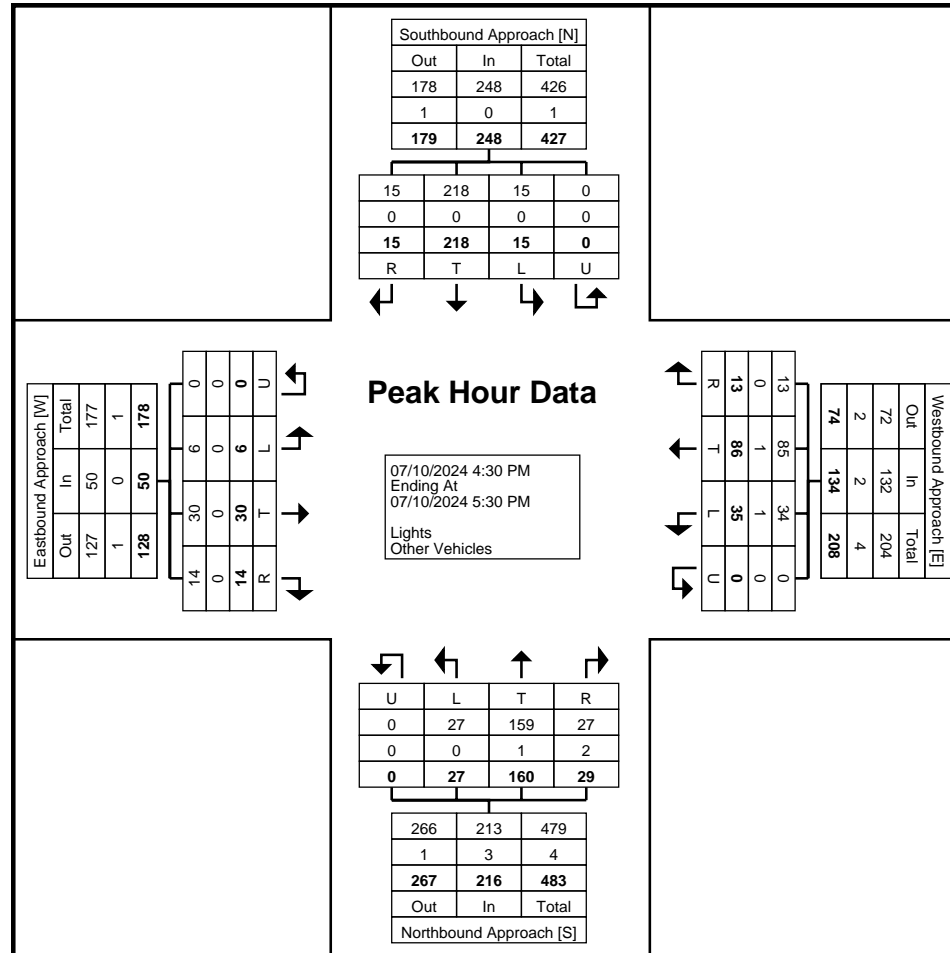
### Turning Movement Peak Hour Data (4:30 PM)

Start Time	Southbound Approach					Westbound Approach					Northbound Approach					Eastbound Approach					Int. Total
	Southbound					Westbound					Northbound					Eastbound					
	Right	Thru	Left	U-Turn	App. Total	Right	Thru	Left	U-Turn	App. Total	Right	Thru	Left	U-Turn	App. Total	Right	Thru	Left	U-Turn	App. Total	
4:30 PM	6	57	3	0	66	2	23	7	0	32	7	40	4	0	51	6	6	3	0	15	164
4:45 PM	2	46	5	0	53	6	29	12	0	47	9	41	5	0	55	4	10	2	0	16	171
5:00 PM	2	52	5	0	59	2	20	11	0	33	7	38	7	0	52	4	8	0	0	12	156
5:15 PM	5	63	2	0	70	3	14	5	0	22	6	41	11	0	58	0	6	1	0	7	157
Total	15	218	15	0	248	13	86	35	0	134	29	160	27	0	216	14	30	6	0	50	648
Approach %	6.0	87.9	6.0	0.0	-	9.7	64.2	26.1	0.0	-	13.4	74.1	12.5	0.0	-	28.0	60.0	12.0	0.0	-	-
Total %	2.3	33.6	2.3	0.0	38.3	2.0	13.3	5.4	0.0	20.7	4.5	24.7	4.2	0.0	33.3	2.2	4.6	0.9	0.0	7.7	-
PHF	0.625	0.865	0.750	0.000	0.886	0.542	0.741	0.729	0.000	0.713	0.806	0.976	0.614	0.000	0.931	0.583	0.750	0.500	0.000	0.781	0.947
Lights	15	218	15	0	248	13	85	34	0	132	27	159	27	0	213	14	30	6	0	50	643
% Lights	100.0	100.0	100.0	-	100.0	100.0	98.8	97.1	-	98.5	93.1	99.4	100.0	-	98.6	100.0	100.0	100.0	-	100.0	99.2
Other Vehicles	0	0	0	0	0	0	1	1	0	2	2	1	0	0	3	0	0	0	0	0	5
% Other Vehicles	0.0	0.0	0.0	-	0.0	0.0	1.2	2.9	-	1.5	6.9	0.6	0.0	-	1.4	0.0	0.0	0.0	-	0.0	0.8



Ohio Department of Transportation - Safety  
 1980 West Broad Street  
 Mail Stop 5160  
 Columbus, Ohio, United States 43223  
 +16147528099 Hailey.Robey@dot.ohio.gov  
 Office of Traffic Engineering

Count Name: ALL-501-2.81  
 Site Code:  
 Start Date: 07/10/2024  
 Page No: 8



Turning Movement Peak Hour Data Plot (4:30 PM)





Ohio Department of Transportation - Safety  
 1980 West Broad Street  
 Mail Stop 5160  
 Columbus, Ohio, United States 43223  
 +16147528099 Hailey.Robey@dot.ohio.gov  
 Office of Traffic Engineering

Count Name: ALL-501-2.81  
 Site Code:  
 Start Date: 07/10/2024  
 Page No: 9

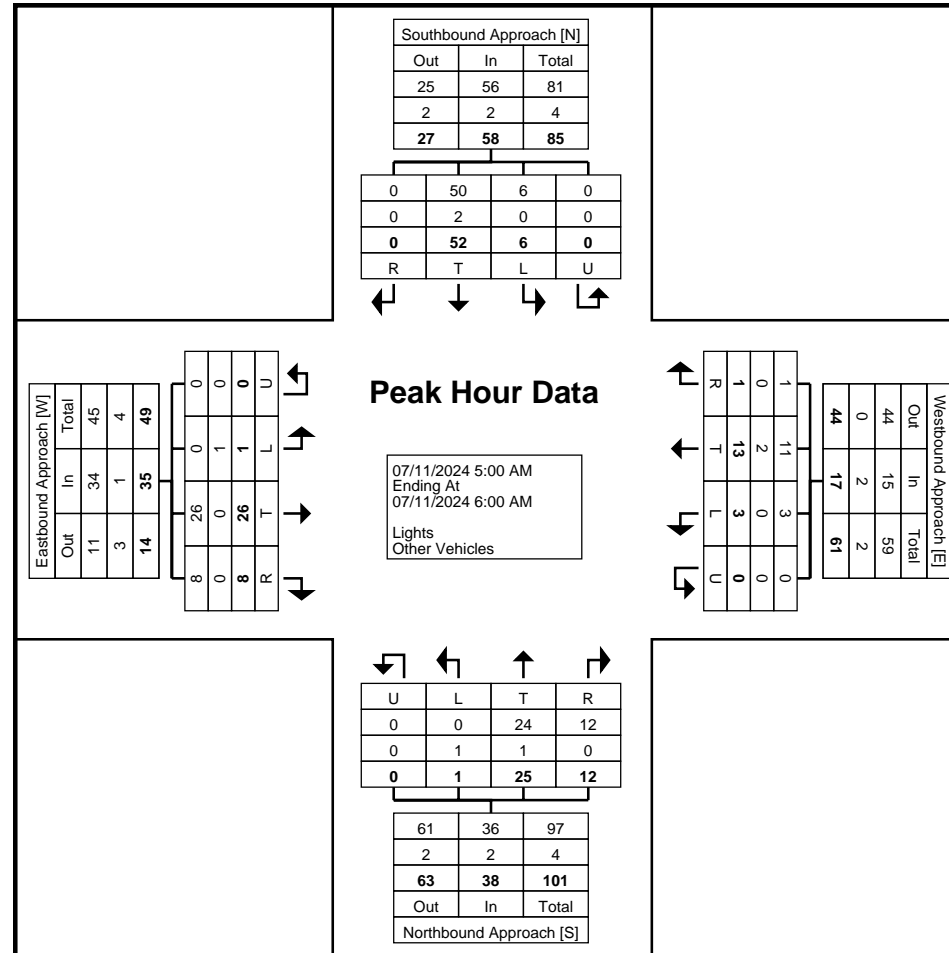
### Turning Movement Peak Hour Data (5:00 AM)

Start Time	Southbound Approach					Westbound Approach					Northbound Approach					Eastbound Approach					Int. Total
	Right	Thru	Left	U-Turn	App. Total	Right	Thru	Left	U-Turn	App. Total	Right	Thru	Left	U-Turn	App. Total	Right	Thru	Left	U-Turn	App. Total	
5:00 AM	0	12	0	0	12	0	4	1	0	5	3	4	1	0	8	0	4	0	0	4	29
5:15 AM	0	13	3	0	16	0	0	1	0	1	1	4	0	0	5	3	6	1	0	10	32
5:30 AM	0	16	2	0	18	0	3	0	0	3	3	9	0	0	12	4	8	0	0	12	45
5:45 AM	0	11	1	0	12	1	6	1	0	8	5	8	0	0	13	1	8	0	0	9	42
Total	0	52	6	0	58	1	13	3	0	17	12	25	1	0	38	8	26	1	0	35	148
Approach %	0.0	89.7	10.3	0.0	-	5.9	76.5	17.6	0.0	-	31.6	65.8	2.6	0.0	-	22.9	74.3	2.9	0.0	-	-
Total %	0.0	35.1	4.1	0.0	39.2	0.7	8.8	2.0	0.0	11.5	8.1	16.9	0.7	0.0	25.7	5.4	17.6	0.7	0.0	23.6	-
PHF	0.000	0.813	0.500	0.000	0.806	0.250	0.542	0.750	0.000	0.531	0.600	0.694	0.250	0.000	0.731	0.500	0.813	0.250	0.000	0.729	0.822
Lights	0	50	6	0	56	1	11	3	0	15	12	24	0	0	36	8	26	0	0	34	141
% Lights	-	96.2	100.0	-	96.6	100.0	84.6	100.0	-	88.2	100.0	96.0	0.0	-	94.7	100.0	100.0	0.0	-	97.1	95.3
Other Vehicles	0	2	0	0	2	0	2	0	0	2	0	1	1	0	2	0	0	1	0	1	7
% Other Vehicles	-	3.8	0.0	-	3.4	0.0	15.4	0.0	-	11.8	0.0	4.0	100.0	-	5.3	0.0	0.0	100.0	-	2.9	4.7



Ohio Department of Transportation - Safety  
 1980 West Broad Street  
 Mail Stop 5160  
 Columbus, Ohio, United States 43223  
 +16147528099 Hailey.Robey@dot.ohio.gov  
 Office of Traffic Engineering

Count Name: ALL-501-2.81  
 Site Code:  
 Start Date: 07/10/2024  
 Page No: 10



Turning Movement Peak Hour Data Plot (5:00 AM)